




APPROVED 2017 BUDGET



MAYOR C. KIM BRACEY
101 S. GEORGE ST. YORK, PA 17401

Mayor's Budget Message



As required Article XVIII, Sections 1801 to 1811.2 of the Third Class City Code and Optional Third Class City Charter Law, I submit the City of York's proposed budget for calendar year 2017.

We have worked diligently with cabinet members, and the Budget Team to develop this balanced budget, mindful of our City's needs and to provide the best and most effective service while committed to our 5-year financial plan for the City.

The City's revenues simply do not keep pace with the growing costs of healthcare and pension liabilities. We are committed to take the steps necessary that will close this financial gap and maintain our level of service. In order to balance this proposed 2017 budget, we not only are forced to hold the line in our department budgets wherever possible, but to freeze or eliminate vacant positions.

The total 2017 proposed budget for the City of York is approximately \$104 million, with a General Fund budget of over \$45 million. A complete copy of this proposed budget is available at www.yorkcity.org.

This budget is introduced with a 2% property tax reduction and remains on track for an overall 15% property tax reduction in 5-years. Due to required maintenance of our sewer infrastructure, and increased cost to our refuse contract a 10% sewer fee and a 3.9% refuse fee increase is also included in this budget.

All 3rd Class Cities in Central Pennsylvania continue the difficult challenge of paying for necessary public services with revenue from an antiquated and inadequate revenue generating system. The financial picture for other cities in the region are very similar to ours and continue to deteriorate. I cannot overstate this enough.

As your Mayor, I am prepared to demand that these issues be addressed and that we not continue to sit idle while our Commonwealth's core communities continue to struggle to conduct the business of government. As a result, I will ask again of our York County delegation of Pennsylvania elected officials, both representatives and senators, to convene and discuss solutions for the fundamental flaws in our Commonwealth structure of Third Class City government. The authority to lessen our City's over-dependence on property tax rests with our Commonwealth General Assembly.

We will continue to work with City Council to minimize the impact going forward and to continue to provide the absolute best possible service to you, our citizens.

Respectfully,

C. Kim Bracey
Mayor

FINDING YOUR WAY AROUND THE BUDGET BOOK

A municipal budget is a financial operations plan that is a prospective. It is a plan for future action and an estimate and allocation of future resources to fund those future actions. The budget contains a large volume of information and can be difficult to navigate. Below is a guide to help you understand this document.

The **Introduction** contains a message from the Mayor along with general information about the City of York.

In the **Summary** section you will find the highlights of the previous year and the highlights anticipated for the coming year. Charts and graphs give a quick and easy way to view the revenue and expenditures expected in 2014. Summaries by fund, department, type and cost center are found in this section.

The City is organized in **six categories/departments**. A description of the department is found at the beginning of each section. Detail to support the numbers found in the Summary section will be found in the **Detail** area. Both revenue and expenditures are listed line by line. Knowledge of the account number structure is crucial to understanding the layout of the reports.

fund		dept		account	cost center
10	General Fund	110	Council		
20	Recreation Fund	120	City Controller	3XXXX	Revenue Acct XXXXX
21	Liquid Fuels	130	City Treasurer		
22	Degradation	140	Mayor	4XXXX	Expense Acct
25	State Health	150	City Solicitor		
30	CDBG	160	Human Relations Commission		
31	HOME	200	Business Administration		
32	High Risk Loan	201	Human Resources		
33	CDBG-Rental Rehab	202	Risk Management		
35	PHFA-Rental Rehab	210	Finance		
36	DCA Subsidy	213	Central Services		
37	Section 108 Loan Repayment	220	Information Services		
38	Section 108-Rebuild York	230	Parking		
40	1995 BISF	400	Economic and Community Development		
41	1998 BISF	411	Permits, Zoning, and Inspections		
42	2001 Ice Rink BISF	413	Health		
43	2002 BISF	414	Housing		
44	2011 BISF	420	Public Works		
50	Capital Projects	421	Highway		
52	2011 Bond Issue	422	Building/Electrical		
60	Sewer	423	Fleet		
61	InterMunicipal Sewer Fund	424	Environmental Services		
62	Sewer Transportation	425	Recreation/Parks		
65	Ice Rink	426	Ice Rink		
66	White Rose Community Television	440	WWTP		
70	Internal Services	441	MIPP		
93	Weyer Trust	442	Sewer Maintenance		
		500	Police		
		600	Fire		

**Complete
CHART OF ACCOUNTS
Can be found
In Appendix B**

City of York



2017 Annual Budget

TABLE OF CONTENTS

INTRODUCTION

Mayor's Message
City of York

SUMMARY

Executive Summary	1
MMO	7
General Obligation Bond Debt	9
Debt Obligation Comparison	13
2001 Guaranteed Debt Ice Rink	15
Work Force	19
Capital Projects Listing	23
Real Estate Tax	27
Sewer System	29
Sewer Debt Service	35

DETAIL

Elected / Appointed	49
Council	51
Controller	57
Treasurer	62
Mayor	69
Solicitor	75
Human Relations	81
Business Administration	87
Business Administration	89

Human Resources	97
Risk Management	103
Finance	109
Central Services	123
Information Services	129
Parking	135
Economic & Community Development	145
Economic & Community Development	147
Permits, Planning & Zoning	153
Health	163
Housing	183
Public Works	201
Public Works	203
Highway	217
Building / Electrical	229
Fleet	237
Environmental Services	243
Recreation / Parks	251
Ice Rink	267
WWTP	279
MIPP	289
Sewer Maintenance	295
Police	305
Fire	319
 Appendix	
Bargaining Units	329
Chart of Accounts	332
 Ordinances	
Ordinances	357

EXECUTIVE SUMMARY

Introduction

It is an honor to present the proposed 2017 budget for the City of York, Pennsylvania. The changes highlighted in the 2017 budget are one part of a multi-year plan designed to foster greater financial stability in our great city. This plan is aimed at creating a competitive tax structure, protecting the future for the City of York and moving the City of York forward with best practices and reasonable levels of service delivered with efficacy to better serve our taxpayers. The City of York is creating a path toward greater fiscal sustainability that achieves improvements for our residents, property owners, businesses and visitors alike while working to advance the City of York's ability to compete in the future.

The continuing national trends are for costs to increase, and for revenue to remain steady, as impacted by local trends and the physical and legal conditions that prevail in Pennsylvania. The challenge is to find a way to make an antiquated revenue generating system yield adequate revenue to pay rising costs without further impoverishing the local population while, at the same time, struggling to wring every penny of savings from the City's expenditure obligations. Employee health care, public safety pensions, the Act 111 labor relations process, and the outdated and inadequate methods by which revenue is raised to pay for municipal services continue to challenge the City officials' creativity in balancing revenue and expenditures.

Outside of public safety costs, the general fund budget has increased by less than 3% over the last 10 year period. At an average spending increase of 0.3% per year, the Administration has managed to control costs at a fraction of the consumer price index measure of inflation. Despite reductions in staffing and equipment, legacy costs continue to increase annual operating expenses at an unsustainable rate. The City must negotiate additional reform in each of the public safety labor contracts in order to sustain this progress into 2020 and beyond.

The Process

The 2017 budget process began in July 2016 with preliminary meetings scheduled with each department. In August, department directors and/or their appointed designees began calculating their 2016 year end projections and their 2017 budget requests. Over the next two months, numerous budget meetings were held with department directors, middle management and elected

officials to refine the requests into a balanced budget. 2017 is the first time in recent history that the Mayor and Council worked together to combine their public hearings into one thorough review in November. Each department has the opportunity to present their budgets and to explain to the Mayor, Council and the public at large any significant variances in comparison to the 2016 final budget and/or historical trends.

Over the next 45 days, Council will have the opportunity to continue the review process and recommend further adjustments. Meanwhile, city staff will continue to explore all options - working with financial experts from facing similar challenges around the country. The process will end in December as the Administration and Council work together to pass a balanced budget supported by all parties involved.

Revisiting the Plan

The Administration continues to work hard to attain the five year financials goals established at the outset of 2015. The infrastructure changes adopted in late 2014 created a three year window for the City to meet the short term goal of producing balanced budgets without enduring additional cuts and affording more time to focus on the long term need to create a sustainable operation. Recent efforts have extended this window through 2019 but much work must still be done to sustain these improvements into 2020 and beyond.

The historical pattern has been to raise real estate taxes in order to raise revenue. However, in the long term this further reduces the property values, stymies economic development and further perpetuates the never ending vicious cycle of a city trying to tax its' way out of a hole. Bucking this trend, the City is committed to the goal of reducing real estate taxes by 15% over the next five years starting in 2016. The plan is to reduce the real estate tax millage by 1% in the first year, followed by 2%, then 4% then 8%, respectively. Adhering to the plan, the 2017 budget includes a 2% reduction which equates to a \$30 savings on an average house worth \$50,000.

2015 also marked the first year that a reserve fund was established to begin addressing the \$17.4 million in unfunded liabilities attributable to other post - employment benefits (OPEB) including but not limited to retiree healthcare and deferred-compensation. 2017 includes a 4% increase (\$560,000) in OPEB funding.

The next priority is to eliminate accumulated fund deficits in the General, Recreation, Health and WRCT funds. The City finished 2013 with a \$4.9 million accumulated deficit in the General fund. However, as of December 31, 2015 the deficit was reduced to less than \$1 million. The deficit will be completely eliminated by the end of 2016 as the current budget will yield a slight surplus in the general fund. Meaningful pension reform achieved through the latest round of labor contract negotiations with the Fraternal Order of Police, reduced the pension plan unfunded liability by more than \$12 million and enabled the City to become current on annual pension obligations for the first time in many years. First reported by the PA State Auditor General's office, the pension plan funding ratio has improved from 58% in 2014 to 65.5% as of January 1, 2016.

In spite of difficult times, the Recreation fund improved in 2014 and 2015 further reducing the deficit from \$353,383 to approximately \$100,000. At this rate, the 2016 budget should restore this fund to a positive fund balance. From here, the City will strive to build a responsible fund reserve balance healthy enough to absorb lean years of revenue and/or dramatic increases in expenses.

In 2015, WRCT was reduced to one staff member until additional sustainable funding can be raised to effectively maintain desired operating levels. The current staffing model enables the City to maintain operations while incrementally reducing the negative fund balance over the next three years.

And the final major financial goal of the 2015 plan is to regionalize as many shared services as possible. 2017 encompasses two win-win opportunities with the County. The first is the consolidation of our real estate tax collections into one office. The second demonstrates the potential cost savings generated by leveraging our purchasing power to issue one joint request for proposals as we solicit print copier services.

Better Serving Our Taxpayers

Finding ways to do more with less is a constant challenge to any operation. Over the past two years, back office administration has managed to reduce overall staff by almost 25% (5 positions) with minimal help from outside services. The ability of staff to reduce the outstanding caseload with labor unions is a direct result of better management and effective labor relations.

These reductions have enabled staff to shift resources to areas of City government that have been reported as areas of concerns as identified by our citizens. The 2017 budget adds one new property

maintenance inspector and one transfer to help with neighborhood blight issues. This budget also includes a new GPS monitoring system for the City fleet vehicles. This interactive real time reporting will enable the City to better respond to citizen concerns and provide for more effective management of field personnel.

Protecting the Future

The 2017 budget includes several infrastructure projects that will help sustain critical City assets for years to come. As the Chesapeake Bay Watershed Initiative and the need for continued maintenance on the infrastructure of our sewer system continues, sewer rates must rise to meet the ever increasing demands. In addition, two major construction projects will reduce storm water inflow and infiltration into the sewer collection system.

The Rail Trail Extension through the Northwest Triangle along the Codorus Creek will help preserve our City's natural beauty, ensuring ample green space in the midst of heavy economic and community development. The Rail Trail will be paid for by a \$1.47 million state grant. Furthermore, redevelopment projects at Memorial Park will add fencing, lighting and other amenities largely paid for by \$325,000 in grants and private contributions.

Mayor Bracey's commitment to public safety is also evidenced by the inclusion of adequate staffing at all three community resource offices fostering neighborhood outreach in our most deserving neighborhoods. 2017 will also enable the City to hire five new police officers to help offset the scheduled retirements of five senior officers. The proposed budget also does not contain any layoffs or furloughs.

Maintaining Quality of Service

Despite going through great lengths to control costs at the wastewater treatment plant coupled with realizing increasing revenue collections above historical rates, sewer rates must rise this year by at least 4.0%. There are four main drivers behind the increase. First, the construction projects identified previously will increase expenses by \$625,000. These projects have been removed from prior year budgets but we cannot continue to avoid this liability. Further delays run the risk of increased costs of repairs, fines and more may far exceed the cost of the current projections. Secondly, treatment charges will increase by \$206,000. Third, the State Department of Environmental Protection (DEP) has mandated that the City retain a new MS4 Stormwater

Coordinator position. And lastly, the associated annual debt service for previously issued infrastructure bonds will increase by \$275,000. City residents and businesses alike will pay an additional \$2.60 to \$5.50 per month depending on the level of 2017 support committed to each construction project.

Unfortunately, the 2017 budget also includes 4.0% increase in refuse fees. The new contract for refuse collection and disposal services increases fees by \$200,000 in 2017 and another \$200,000 in 2018. In August 2016, the Administration put the City's refuse contract out for a bid and Council approved the new contract for the lowest qualified bidder in October. This requires a fee increase of \$1.00 per month for residential properties and \$2.00 per month for commercial properties.

Conclusion

There is a buzz about the City of York. Dust is in the air as construction projects begin to revitalize our Nation's First Capital. Simultaneously, pockets of development are occurring throughout the City. From the Northwest Triangle to Continental Square, United Fiber & Data to the redesign of Thackston Park and neighborhoods such as WeCo and Royal Square emerging, York is in the midst of a Renaissance.

The City has taken many proactive steps to improve its financial health and put in place the structure necessary for future economic and human capital growth. While the challenges are great, the City is fortunate to have a community of business leaders, a strong community foundation and City leaders who see the incredible potential of the City if its financial challenges can be managed. These disparate groups agree on the need to dramatically reduce, not just stabilize, city real estate tax rates – both school district and municipal. Until this is done, the success of the County's core will continue to be limited. Our efforts must remain focused on regionalizing as many services as possible while lobbying Harrisburg legislators for pension reform and relief from Act 111 arbitration proceedings.

Notwithstanding the financial challenges that the City faces, citizens can be assured that the Administration will continually look for ways to improvise, improve and innovate. It is our vision that the City of York shall be a thriving urban community in which every person is welcome to be safe, successful and happy. We will not be ashamed to copy good practices from others nor will

we fear trying new things of our own devising. The protection and improvement of the health, safety and welfare of the community is our reason for being. Citizens can be assured that the Bracey Administration holds the long term welfare of the community as the guiding principle of our actions. Our goal is to build fiscal stability and a competitive tax structure while seeking creative solutions to improve and enhance services delivered by the City.

I am proud to be a part of this bold movement.

Respectfully submitted,

Michael Doweary, EA MBA

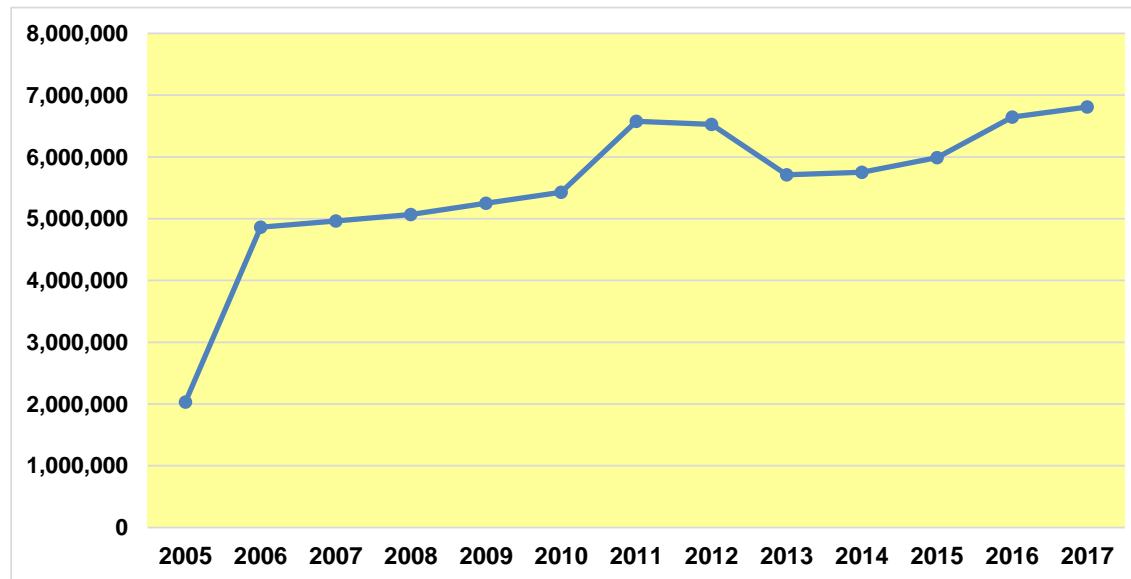
Business Administrator

City of York, Pennsylvania

November 9, 2016

Minimum Municipal Obligation Comparison

Police			Fire			O&E			Total		
	Obligation	Increase from Prior Year		Obligation	Increase from Prior Year		Obligation	Increase from Prior Year		Obligation	Increase from Prior Year
2005	1,172,257			545,584			316,290			2,034,131	
2006	2,949,964	1,777,707		1,621,527	1,075,943		291,572	-24,718		4,863,063	2,828,932
2007	2,988,309	38,345		1,641,164	19,637		331,360	39,788		4,960,833	97,770
2008	3,052,400	64,091		1,681,386	40,222		335,270	3,910		5,069,056	108,223
2009	3,120,389	67,989		1,785,031	103,645		344,088	8,818		5,249,508	180,452
2010	3,244,829	124,440		1,805,385	20,354		376,684	32,596		5,426,898	177,390
2011	3,842,987	598,158		1,972,854	167,469		759,447	382,763		6,575,288	1,148,390
2012	3,828,655	-14,332		1,933,875	-38,979		762,020	2,573		6,524,550	-50,738
2013	3,428,955	-399,700		1,521,930	-411,945		757,667	-4,353		5,708,552	-815,998
2014	3,491,221	62,266		1,537,319	15,389		724,531	-33,136		5,753,071	44,519
2015	2,565,853	-925,368		2,217,245	679,926		1,204,572	480,041		5,987,670	234,599
2016	2,930,585	364,732		2,446,360	229,115		1,267,897	63,325		6,644,842	657,172
2017	2,633,544	-297,041		2,883,556	437,196		1,291,264	23,367		6,808,364	163,522



Debts

General Obligation Bonds

1995 Debt Service

Original Amount - \$64,205,000.00
Outstanding Balance - \$25,260,000.00 (as of 12/31/16)

Issued to fully fund the Police, Fire, and O & E pension funds.

Paid for by the State (Pension - State Aid) and real estate tax allocation.

2016	\$	3,990,000.00
2017	\$	4,150,000.00
2018	\$	4,190,000.00
2019	\$	4,190,000.00
2020	\$	4,190,000.00

1998 Debt Service

Original Amount - \$29,750,000.00
Outstanding Balance - \$10,910,000.00 (as of 12/31/16)

Issued to finance large City purchases and projects, such as:

Boundary Ave. Project, Curbs & Sidewalks, Sign Upgrades, Visitor Center, George St. Project, Financial Mgmt. Info. Sys., and Fire Trucks.

Part of this bond issue was refinanced and money was loaned to the General Authority for the City Parking System.

Paid for by the General Authority (thru 2011) and real estate tax allocation.

2016	\$	360,000.00
2017	\$	200,000.00
2018	\$	160,000.00
2019	\$	160,000.00
2020	\$	160,000.00

2011 Debt Service

Original Amount - \$13,465,000.00
Outstanding Balance - \$12,395,000.00 (as of 12/31/16)

Issued to finance the following City projects:

The new City Hall (101 S. George St.), improvements to new City Hall, community centers, Sewer Authority project (Poor House Run), Northwest Triangle final acquisition, Northwest Triangle sewer line and GESA 2011

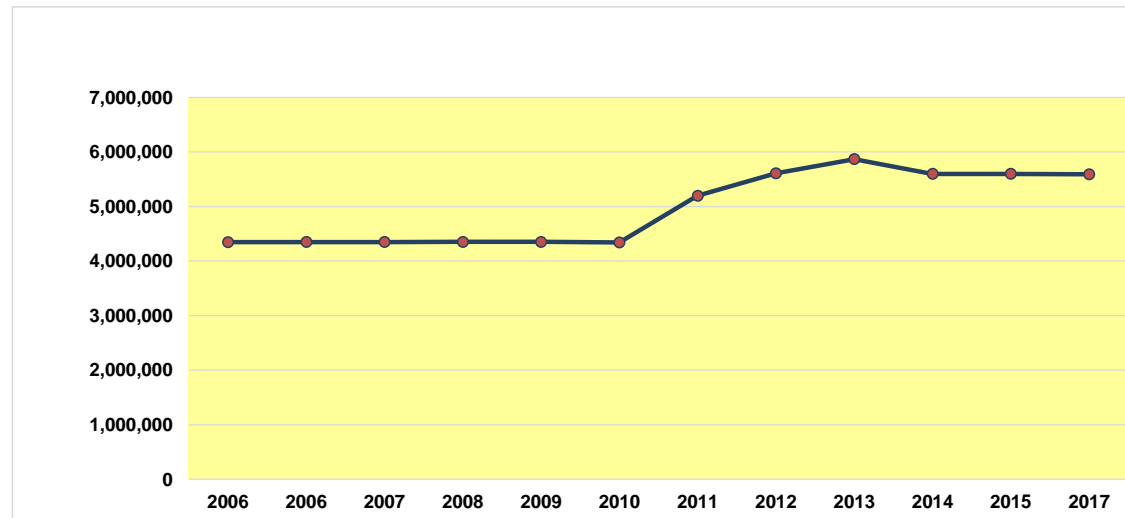
2016	\$	1,248,100.00
2017	\$	1,239,700.00
2018	\$	1,235,125.00
2019	\$	1,234,012.50
2020	\$	1,230,912.50

GENERAL OBLIGATION 1995, 1998 & 2011 DEBT SERVICE

YEAR	PRINCIPAL	INTEREST	TOTAL
2017	4,660,000.00	929,700.00	5,589,700.00
2018	4,680,000.00	905,125.00	5,585,125.00
2019	4,705,000.00	879,012.50	5,584,012.50
2020	4,730,000.00	850,912.50	5,580,912.50
2021	4,755,000.00	820,825.00	5,575,825.00
2022	4,785,000.00	788,837.50	5,573,837.50
2023	4,810,000.00	754,862.50	5,564,862.50
2024	4,840,000.00	718,537.50	5,558,537.50
2025	520,000.00	679,862.50	1,199,862.50
2026	550,000.00	638,925.00	1,188,925.00
2027	590,000.00	595,637.50	1,185,637.50
2028	330,000.00	549,187.50	879,187.50
2029	355,000.00	525,262.50	880,262.50
2030	380,000.00	499,525.00	879,525.00
2031	405,000.00	471,975.00	876,975.00
2032	435,000.00	442,612.50	877,612.50
2033	465,000.00	411,075.00	876,075.00
2034	505,000.00	377,362.50	882,362.50
2035	540,000.00	340,750.00	880,750.00
2036	580,000.00	301,600.00	881,600.00
2037	620,000.00	259,550.00	879,550.00
2038	665,000.00	214,600.00	879,600.00
2039	710,000.00	166,387.50	876,387.50
2040	765,000.00	114,912.50	879,912.50
2041	820,000.00	59,450.00	879,450.00
Total	\$ 47,200,000.00	\$ 13,296,487.50	\$ 60,496,487.50

Debt Obligation Comparison

	1995 Bond		1998 Bond		2011 Bond		Total	
	Obligation	Increase from Prior Year	Obligation	Increase from Prior Year	Obligation	Increase from Prior Year	Obligation	Increase from Prior Year
2006	2,613,018		1,734,685				4,347,703	0
2006	2,649,441	36,424	1,699,760	-34,925			4,349,201	1,499
2007	2,500,090	-149,351	1,848,735	148,975			4,348,825	-376
2008	2,674,845	174,755	1,676,848	-171,887			4,351,693	2,868
2009	2,808,400	133,555	1,544,044	-132,804			4,352,444	751
2010	2,885,000	76,600	1,456,012	-88,033			4,341,012	-11,433
2011	3,015,000	130,000	1,334,344	-121,667	849,595		5,198,939	8,333
2012	3,355,000	340,000	996,780	-337,564	1,257,912	408,317	5,609,692	410,753
2013	3,495,000	140,000	855,000	-141,780	1,520,201	262,289	5,870,201	260,509
2014	3,840,000	345,000	510,000	-345,000	1,249,963	-270,239	5,599,963	-270,239
2015	3,990,000	150,000	360,000	-150,000	1,248,100	-1,863	5,598,100	-1,863
2017	4,150,000	160,000	200,000	-160,000	1,239,700	-8,400	5,589,700	-8,400



Guaranteed Debt Ice Rink

2001 Debt Service

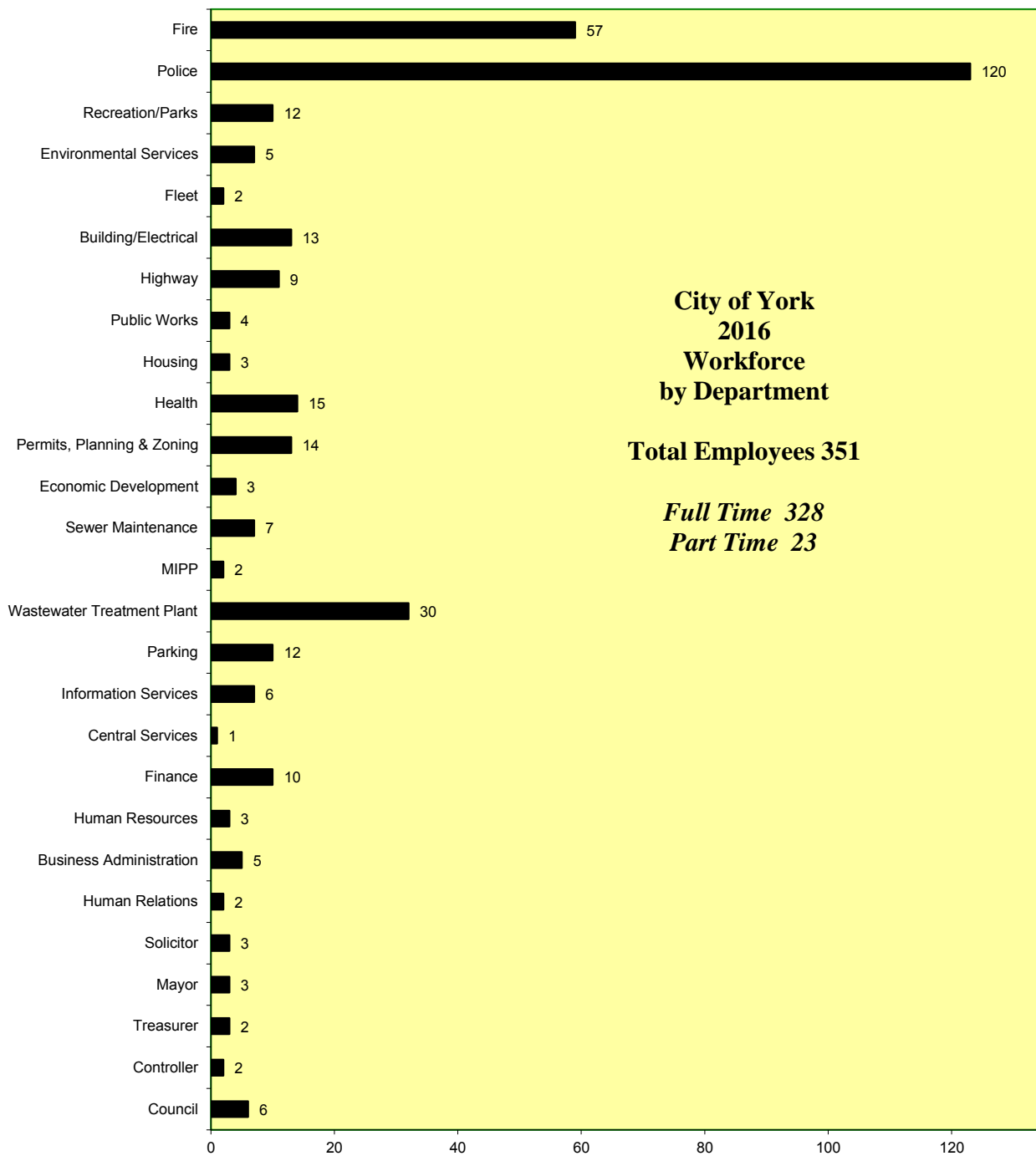
Original Amount - \$7,305,000.00
Outstanding Balance - \$2,720,000.00 (as of 12/31/16)

Issued to build new facility. Bond was guaranteed by the City. YCRC defaulted on this bond issue when they could not make the interest payment due 11/1/03. The City paid the interest and is responsible for future payments.

2016	\$	621,402.50
2017	\$	620,140.00
2018	\$	622,365.00
2019	\$	623,902.50
2020	\$	619,933.75

**ICE RINK
GUARANTEED
2001 DEBT SERVICE**

YEAR	PRINCIPAL	INTEREST	TOTAL
2017	490,000.00	130,140.00	620,140.00
2018	520,000.00	102,365.00	622,365.00
2019	550,000.00	73,902.50	623,902.50
2020	575,000.00	44,933.75	619,933.75
2021	585,000.00	15,063.75	600,063.75
Total	2,720,000.00	366,405.00	3,086,405.00



City of York
2017 Employee Profile (as of 09/30/2016)
Gender and Race

FULL TIME EMPLOYEES

	Total	Admin	E & C Dev	P Works	Police	Fire	Elected/Appointed
Male	246	10	8	61	103	57	7
White	188	6	4	39	87	48	4
Black	39	4	2	18	7	7	1
Hispanic	17	0	2	3	8	2	2
Asian/Pacific Islander	2	0	0	1	1	0	0
American Indian	0	0	0	0	0	0	0
Female	82	18	21	13	16	1	13
White	46	9	13	10	9	1	4
Black	28	7	7	2	5	0	7
Hispanic	6	2	0	1	2	0	1
Asian/Pacific Islander	2	0	1	0	0	0	1
American Indian	0	0	0	0	0	0	0

PART TIME EMPLOYEES

	Total	Admin	E & C Dev	P Works	Police	Fire	Elected/Appointed
Male	11	2	2	6	0		1
White	3	0	0	2	0	0	1
Black	6	1	2	3	0	0	0
Hispanic	1	0	0	1	0	0	0
Asian/Pacific Islander	1	1	0	0	0	0	0
American Indian	0	0	0	0	0	0	0
Female	12	5	3	3	1		0
White	7	3	2	1	1	0	0
Black	3	1	0	2	0	0	0
Hispanic	2	1	1	0	0	0	0
Asian/Pacific Islander	0	0	0	0	0	0	0
American Indian	0	0	0	0	0	0	0

RESIDENCY

	Total	Admin	E & C Dev	P Works	Police	Fire	Elected/Appointed
City Resident	158	35	30	56	19	22	18
Non - Resident	135	0	3	30	101	36	1

**City of York
2017
Capital Project Listing**

Permits, Zoning & Inspections

50-411-46101-00000	Vehicle/Lease Purchase	
	Lease purchase of (2) 2017 Ford Escapes, year 2 of 5	11,600

Public Works

50-420-46101-00081	Vehicles	27,500
	Vehicle lease/purchase payments (2) Mowers, (1) Utility Vehicle, (1) 3/4 Ton Pickups w/plow, year 2 of 5	

50-420-46101-00081	Vehicles	51,000
	Lease Purchase (2) 3/4 Ton Pickup Trucks w/plow, (1) Tennant ATLV, (1) Toro Infield Conditioning Machine, (1) Toro Mower, (1) SUV, year 1 of 5	

50-420-46170-00000	Other Capital Equipment	154,250
	Lease purchase of Guaranteed Energy Savings equipment \$154,228.78 of which \$36,481.50 will be transferred from Recreation Fund and \$26,545.78 from Ice Rink, year 8 of 15.	

50-420-46100-00000	Vehicles	35,000
	Lease purchase of (2) 4wd SUV's, (2) 3/4 ton pick up w/plow and (1) 1-Ton truck w/plow and a set of replacement jaws for the Sanitation front end loader, year 4 of 5	

50-420-47120-10172	Construction	139,150
	Bicycle Improvements Revenue from State Grant	

50-420-42010-00322	Engineering	331,331
---------------------------	--------------------	----------------

50-420-47120-00322	Construction	1,148,173
	Rail Trail Extension through the North West Triangle	

Environmental

50-424-45300-10182	Recycling Containers - Revenue from Grant	31,028
---------------------------	-------------------------------------------	---------------

1,929,032

**City of York
2017
Capital Project Listing
Cont'd**

Recreation/Parks

50-425-46101-00000 Vehicle/Lease Purchase 9561

Lease purchase for SandPro, Claw Buck and Mower, year 4 of 5

50-425-42010-00321 Engineering 25000

50-425-47120-00321 Construction 300000

Memorial Park Improvement Project; includes trail along
Edgar Street, new fencing at H2, H3 & Sertoma, & new lights
at one field

50-425-42010-10171 Architectural/Engineering/Consultant 100,000

Planning and design for Thackston Park
Will receive State Revenue grant and Public/Private
Contributions

Police

50-500-46100-00137 Vehicles 51,333

Contract with Wellspan to finance four patrol cars

50-500-46100-00000 Vehicles 120,000

Lease Purchase (3) 2016 Ford SUV's

50-500-46170-10185 Other Capital Equipment 31,054

Other Capital Equipment
2016 JAG Award

50-500-46100-00045 Vehicles 30,000

PEO Vehicles - buy (3) vehicles that are currently being
leased by the PD

Fire

50-600-46101-00000 Vehicle/Lease Purchase 289,702

Annual lease payment for fire apparatus, year 8 of 10. Duty
Vehicle year 4 of 5.

50-600-47110-00000 Building Acquisition/Improvements 70,000

Roof repairs.

Total Capital Projects \$2,955,682

REAL ESTATE TAX

Allocation Factors - Millage

	2008		2009		2010		2011		2012	
	millage	percentage	millage	percentage	millage	percentage	millage	percentage	millage	percentage
GENERAL FUND	11.392	77.66%	12.295	78.64%	12.365	79.08%	13.864	79.75%	18.346	90.08%
RECREATION FUND	1.000	6.82%	1.000	6.40%	1.000	6.40%	1.250	7.19%	1.250	6.14%
1983 & PRIOR B. I. SINKING FUND	0.930	6.34%		0.00%	1.189	7.60%	1.189	6.84%		0.00%
1986-1992 B. I. SINKING FUND	0.442	3.01%		0.00%	0.119	0.76%	0.119	0.68%	0.119	0.58%
1990 B. I. SINKING FUND	0.265	1.81%		0.00%	0.312	2.00%	0.312	1.79%		0.00%
1995 B. I. SINKING FUND	0.641	4.37%	1.089	6.97%	0.651	4.16%	0.651	3.74%	0.651	3.20%
1998 B. I. SINKING FUND		0.00%	0.271	1.73%		0.00%		0.00%		0.00%
2001 B.I. SINKING FUND		0.00%	0.315	2.01%		0.00%		0.00%		0.00%
2002 B.I. SINKING FUND		0.00%	0.67	4.25%		0.00%		0.00%		0.00%
TOTAL	14.67	100.00%	15.64	100.00%	15.64	100.00%	17.38	100.00%	20.37	100.00%

	2013		2014		2015		2016		2017	
	millage	percentage	millage	percentage	millage	percentage	millage	percentage	millage	percentage
GENERAL FUND	15.8810	77.98%	16.0347	78.73%	16.0347	78.73%	15.5620	77.18%	15.4547	78.23%
RECREATION FUND	1.2500	6.14%	1.2500	6.14%	1.2500	6.14%	1.2500	6.20%	1.0000	5.06%
1995 B. I. SINKING FUND	1.6250	7.98%	1.6480	8.09%	1.6480	8.09%	2.3000	11.41%	2.4500	12.40%
1998 B. I. SINKING FUND	0.4190	2.06%	0.8840	4.34%	0.8840	4.34%	0.3800	1.88%	0.1850	0.94%
2001 B.I. SINKING FUND	0.5400	2.65%	0.5490	2.70%	0.5490	2.70%	0.6700	3.32%	0.6650	3.37%
2002 B.I. SINKING FUND	0.6510	3.20%	0.0000	0.00%	0.0000	0.00%	0.0000	0.00%		0.00%
TOTAL	20.37	100.00%	20.37	100.00%	20.37	100.00%	20.16	100.00%	19.75	100.00%

2006 property values were reassessed

SEWER SYSTEM STRUCTURE DESCRIPTION

Intermunicipal Sewer Fund

City Sewer Fund

Information on the City Sewer Fund and the Intermunicipal Sewer Fund (IMSF) are presented throughout this budget. This section explains the structure of the sewer and wastewater treatment plant system and the accounting mechanisms for that system.

The City was the creator of the York City Sewer Authority (YCSA). The Authority owns the Wastewater Treatment Plant. In the late 1980's and early 1990's plant improvements were made for biological phosphorus and ammonia removal. This plant upgrade was financed through bond issues in an amount approaching \$80 million. The City guaranteed these bonds.

More recently the YCSA awarded several contracts to upgrade the wastewater treatment plant and sanitary sewer system. This work included improvements to the biosolids conditioning process, replacement of building roofs, building improvements for the Ostara project, purchase and installation of the Capstone® microturbines, design and installation of an improved computer control system, and modifications to the existing biological process that allows for greater removal percentages for both phosphorus and nitrogen compounds. In addition, a section of the Poorhouse Run sanitary sewer system was replaced. The YCSA funded these projects through bank notes and bond issues. The estimated cost for all of these improvements was \$48 million. Grant funding was obtained in the amount of \$3,392,100.

The Authority leases the Wastewater Treatment Plant to the City, which in turn subleases a share of that facility to six other municipalities: West York Borough, North York Borough, Manchester Township, Spring Garden Township, West Manchester Township and York Township. Through lease documents and other intermunicipal agreements the City and these municipalities have agreed on how the costs of repaying the debt and operation costs associated with the plant will be apportioned.

The actual costs of operating the plant are shown in the Intermunicipal Sewer Fund (IMSF), a fund maintained by the City, but independently audited and subject to scrutiny by the other municipalities. System-wide debt service is paid through the City Sewer Fund. It is a predetermined amount agreed to by all parties. The revenue necessary to pay these expenses is also shown in this fund. The plant operators are City employees, and their costs dovetail into the City's operation costs. The City apportions certain administrative costs directly to the IMSF.

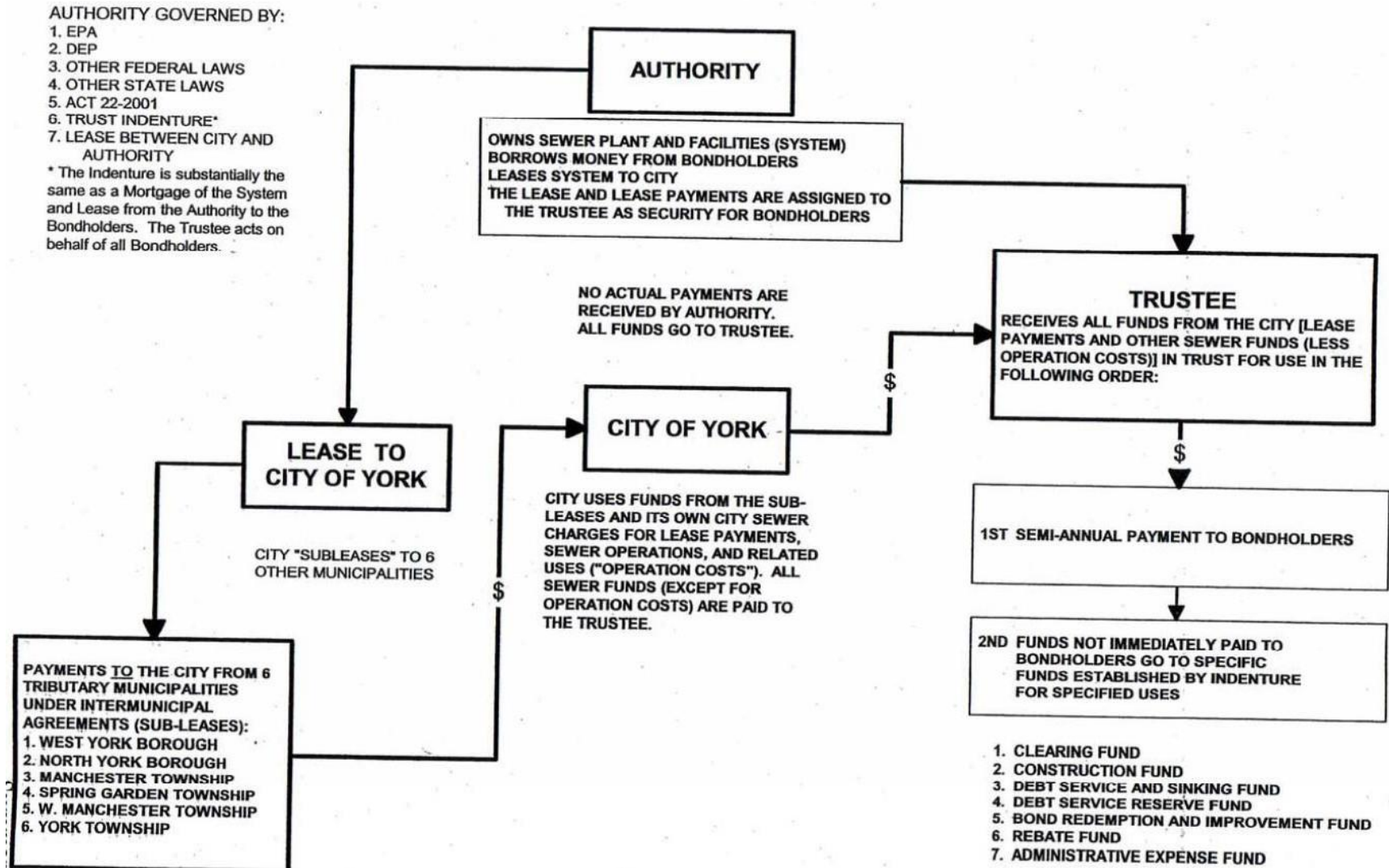
Each municipality, which contributes to the Wastewater Treatment Plant, does so through a collection system it owns, and in some cases also through City-owned lines if necessary to move waste to the plant. Each municipality generally maintains its own lines, except in the case of major "interceptor" lines, which serve more than one municipality. The costs to repair or replace these interceptor lines are initially borne by the Sewer Authority and later passed on to the contributing municipalities. If a municipality uses City-owned lines, it pays a charge that is used to pay a proportional share of maintaining or upgrading those lines.

Each municipality also sets its own sewer rates, which are separate and distinct from the treatment rates charged by the City to the municipalities. A municipality's rates are based on its share of the Wastewater Treatment Plant costs, plus expenses it incurs in owning and maintaining a collection system.

In the case of the City, revenue from the payment of sewer charges by City property owners is deposited in the City Sewer Fund. Out of this fund, the City pays its charge to the Intermunicipal Sewer Fund, plus its costs of maintaining its own sewer collection system and any administrative costs it may internally allocate to sewer maintenance or revenue collection.

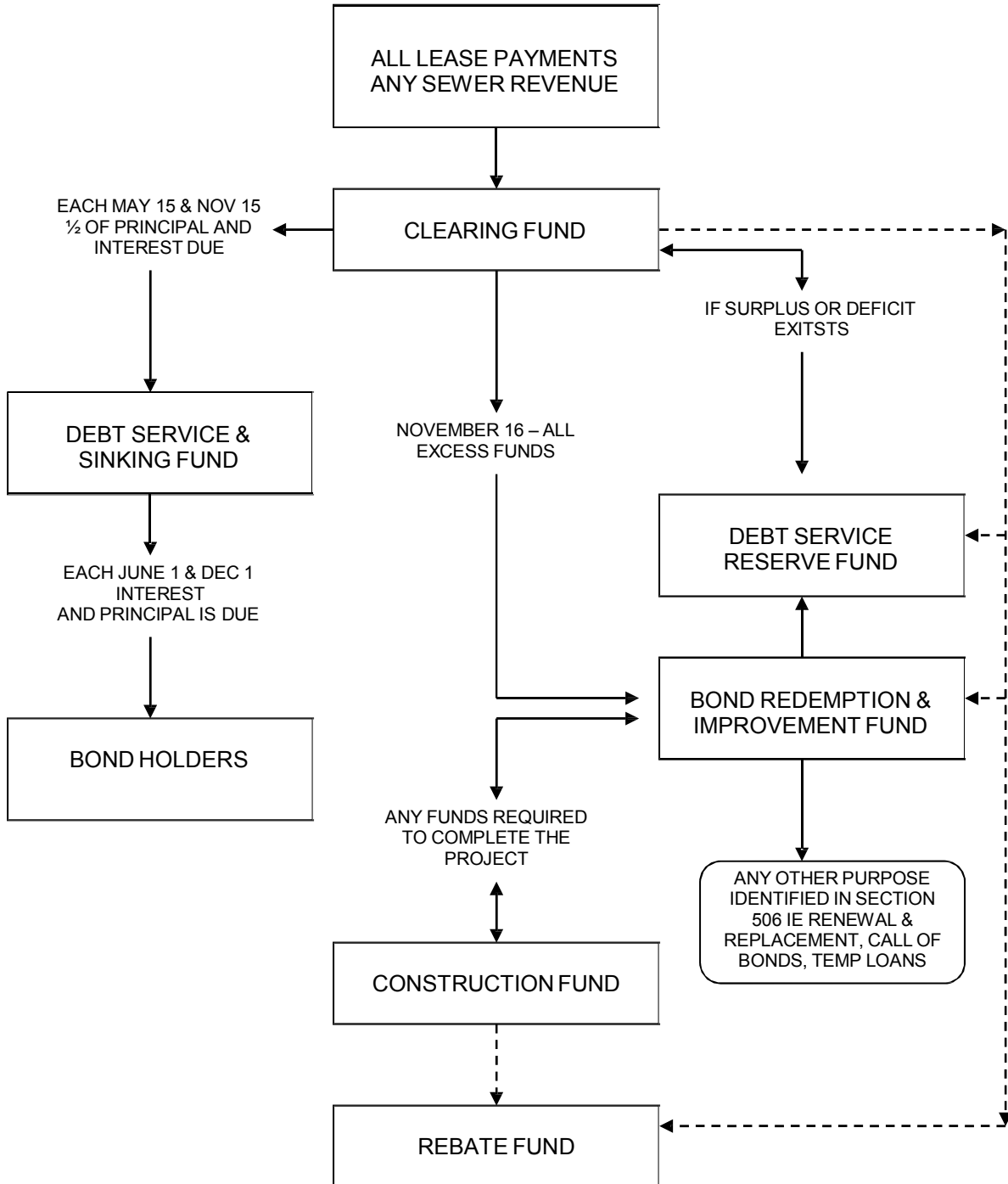
The chart on the following page provides a "snapshot" view of the flow of funds and structure of the system.

YORK CITY SEWER AUTHORITY



YORK CITY SEWER AUTHORITY

ONGOING FLOW OF FUNDS



Revenue Bonds

2008

Sewer Debt Service

Original Amount - \$10,000,000.00
Outstanding Balance - \$10,000,000.00 (as of 12/31/16)

Issued to upgrade the Wastewater Treatment Plant.

Classified as self-liquidating.

Paid for by City property owner fees and predetermined allocations from the townships and boroughs that use the sewer system.

2016	\$	336,000.00
2017	\$	336,000.00
2018	\$	336,000.00
2019	\$	781,000.00
2020	\$	4,096,048.00

SEWER REVENUE BONDS 2008

YEAR	PRINCIPAL	INTEREST	5% REQUIREMENT	SEWER AUTHORITY ADMINISTRATIVE CHARGE	DEBT SERVICE PAYMENTS
2017		\$ 320,000.00	\$ 16,000.00		\$ 336,000.00
2018		\$ 320,000.00	\$ 16,000.00		\$ 336,000.00
2019	\$ 445,000.00	\$ 320,000.00	\$ 16,000.00		\$ 781,000.00
2020	\$ 3,775,000.00	\$ 305,760.00	\$ 15,288.00		\$ 4,096,048.00
2021	\$ 3,925,000.00	\$ 184,960.00	\$ 9,248.00		\$ 4,119,208.00
2022	\$ 1,855,000.00	\$ 60,287.46	\$ 3,014.37		\$ 1,918,301.83
Total	\$ 10,000,000.00	\$ 1,511,007.46	\$ 48,000.00	\$ -	\$ 11,586,557.83

Revenue Bonds

2010

Sewer Debt Service

Original Amount - \$22,745,000.00
Outstanding Balance - \$22,745,000.00 (as of 12/31/16)

Issued to upgrade the Wastewater Treatment Plant.

Classified as self-liquidating.

Paid for by City property owner fees and predetermined allocations from the townships and boroughs that use the sewer system.

2016	\$	1,118,374.70
2017	\$	1,118,374.70
2018	\$	1,118,374.70
2019	\$	1,118,374.70
2020	\$	1,118,374.70

SEWER REVENUE BONDS 2010

YEAR	PRINCIPAL	INTEREST	5% REQUIREMENT	SEWER AUTHORITY ADMINISTRATIVE CHARGE	DEBT SERVICE PAYMENTS
2017		\$ 1,065,118.76	\$ 53,255.94		\$ 1,118,374.70
2018		\$ 1,065,118.76	\$ 53,255.94		\$ 1,118,374.70
2019		\$ 1,065,118.76	\$ 53,255.94		\$ 1,118,374.70
2020		\$ 1,065,118.76	\$ 53,255.94		\$ 1,118,374.70
2021		\$ 1,065,118.76	\$ 53,255.94		\$ 1,118,374.70
2022	\$ 2,230,000.00	\$ 1,065,118.76	\$ 164,755.94		\$ 3,459,874.70
2023	\$ 4,270,000.00	\$ 953,618.76	\$ 261,180.94		\$ 5,484,799.70
2024	\$ 4,480,000.00	\$ 742,618.76	\$ 261,130.94		\$ 5,483,749.70
2025	\$ 4,680,000.00	\$ 541,018.76	\$ 261,050.94		\$ 5,482,069.70
2026	\$ 4,895,000.00	\$ 330,418.76	\$ 261,270.94		\$ 5,486,689.70
2027	\$ 2,190,000.00	\$ 104,025.00	\$ 114,701.25		\$ 2,408,726.25
Total	\$ 22,745,000.00	\$ 9,062,412.60	\$ 159,767.81	\$ -	\$ 33,397,783.23

Revenue Bonds

2010 A

Sewer Debt Service

Original Amount - \$10,540,000.00
Outstanding Balance - \$10,230,000.00 (as of 12/31/16)

Refinanced Sewer Revenue Bond Series of 2007.

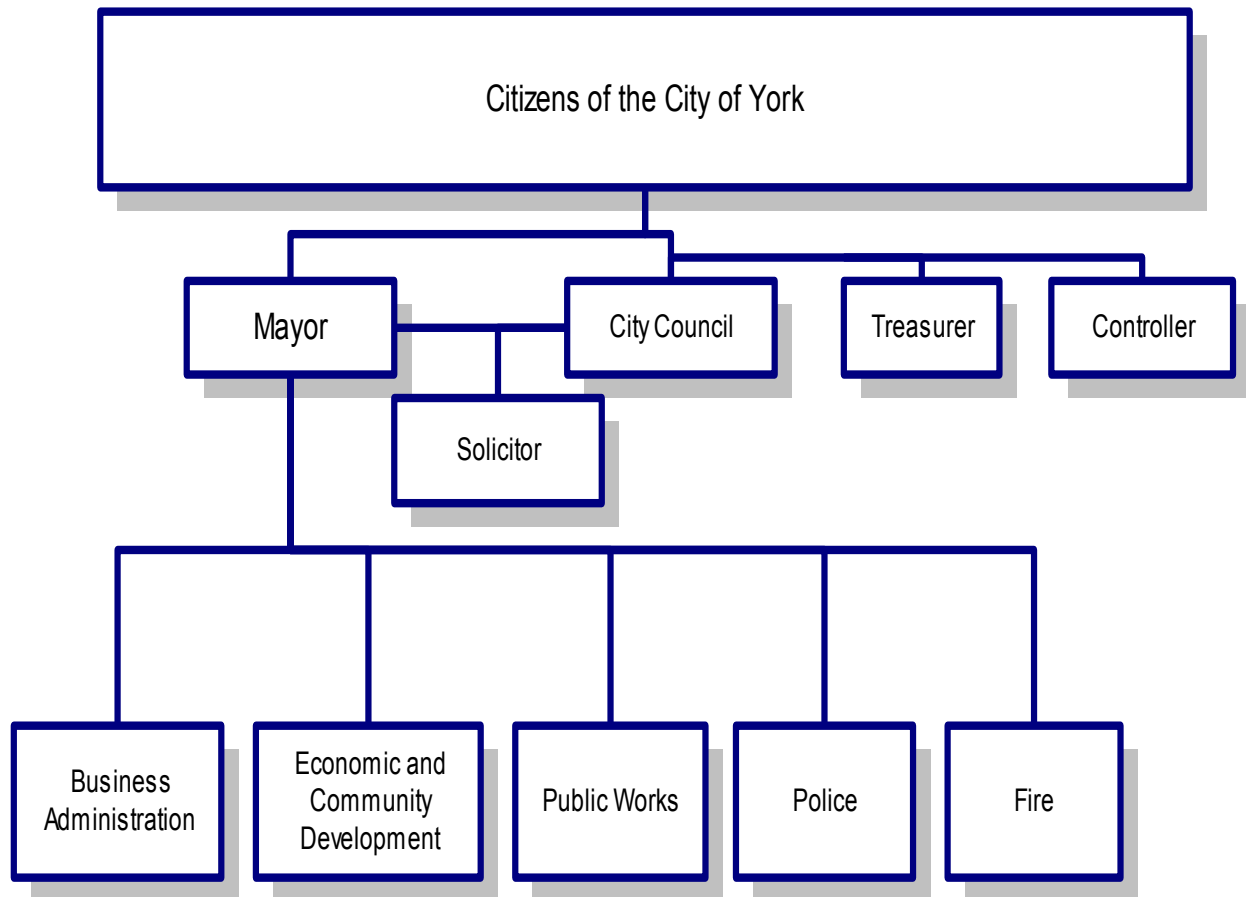
Classified as self-liquidating.

Paid for by City property owner fees and predetermined allocations from the townships and boroughs that use the sewer system.

2016	\$	441,918.75
2017	\$	3,945,138.75
2018	\$	3,948,813.75
2019	\$	3,477,022.50

SEWER REVENUE BONDS 2010 A

YEAR	PRINCIPAL	INTEREST	5% REQUIREMENT	SEWER AUTHORITY ADMINISTRATIVE CHARGE	DEBT SERVICE PAYMENTS
2017	\$ 3,460,000.00	\$ 297,275.00	\$ 187,863.75		\$ 3,945,138.75
2018	\$ 3,555,000.00	\$ 205,775.00	\$ 188,038.75		\$ 3,948,813.75
2019	\$ 3,215,000.00	\$ 96,450.00	\$ 165,572.50		\$ 3,477,022.50
Total	\$ 10,230,000.00	\$ 599,500.00	\$ 541,475.00	\$ -	\$ 11,370,975.00



ELECTED / APPOINTED POSITIONS

Council

City Council holds the legislative power of City Government in accordance with the Optional Third Class Charter Law of the Commonwealth of Pennsylvania. Every legislative act of Council is done by Ordinance or Resolution. Council is comprised of five members including one President. Council members are elected at-large and serve four-year terms.

Controller

The Controller is elected to a four-year term and provides financial oversight for the City. The Controller reviews all requests for expenditures prior to payment being made. The Controller works closely with the Mayor to execute all bonds, notes, contracts and written obligations of the City.

Treasurer

The Treasurer's Office is responsible for the collection of Real Estate Taxes, the enforcement of Act 93 of 1994 – the Fire Escrow Act-. The Treasurer's Office also administers the special tax programs such as the Keystone Opportunity Zone Program and the LERTA/RETAP Programs within the City limits. The Treasurer is elected to a four-year term.

Mayor

As the Chief Executive of the City, it is the Mayor's responsibility to appoint department directors and oversee the operations of all departments. The Mayor sets the agenda for City initiatives and programs. The Mayor must sign all City contracts, notes and bonds. She is the City's spokesperson; she represents the City at public meetings and special events. The Mayor presents a budget to City Council for the coming year and reports on the condition and needs of the City government for the preceding year. The Mayor is elected to a four-year term.

ELECTED / APPOINTED POSITIONS

CONT'D

Solicitor

It is the responsibility of the Solicitor's Office to represent the City in all legal actions brought by or against the City and to render legal opinions to all City Officials. The Solicitor is appointed by the Mayor with the approval of City Council.

Human Relations

The Human Relations Commission's main function is to enforce the City's anti-discrimination ordinance, Article 185 of the Codified Ordinances. To monitor and report tension situations and promote diversity, equality and non-violence through education and outreach programs. The civil rights of all citizens are protected by the Human Relations Commission.

COUNCIL

Revenue Total		Expense Total	
Total Adj. Budget:	\$0	Total Adj. Budget:	\$245,074
Total Projected:	\$0	Total Projected:	\$245,025
Total Requested:	\$0	Total Requested:	\$238,479

Account #	Account Description	2016 Adjusted Budget	2016 Projected Year End	2017 Budget Request
EXPENDITURES				
10-110-40010-00000	Salaries/Wages	\$107,065	\$102,629	\$108,206
10-110-40050-00000	Vacation	\$0	\$2,470	\$0
10-110-40060-00000	Holiday	\$0	\$1,747	\$0
10-110-40070-00000	Sick	\$0	\$219	\$0
10-110-41010-00000	FICA	\$8,190	\$8,190	\$8,300
10-110-42070-00000	Other Professional Services	\$1,000	\$1,200	\$1,200
10-110-43190-00000	Central Services Allocations	\$15,351	\$15,351	\$17,260
10-110-43191-00000	Info Systems Allocations	\$3,443	\$3,443	\$3,380
10-110-43192-00000	Human Resources Allocations	\$8,167	\$8,167	\$7,836
10-110-43193-00000	Insurance Allocations	\$56,553	\$56,553	\$49,475
10-110-43194-00000	Business Administration Allocations	\$44,605	\$44,605	\$41,873
10-110-45020-00000	Office/Data Processing	\$200	\$200	\$200
10-110-45090-00000	Books/Subscriptions	\$250	\$0	\$250
10-110-45300-00000	Other Supplies/Materials	\$250	\$250	\$500
COST CENTER TOTAL (NONE):		\$245,074	\$245,025	\$238,479
FUND TOTAL (GENERAL):		\$245,074	\$245,025	\$238,479
EXPENSE TOTAL:		\$245,074	\$245,025	\$238,479

COUNCIL

Comment Report

Account #	Requested	Comment
<hr/>		
Revenue Total:	\$0	
<hr/>		
10-110-40010-00000	\$108,206	COMPUTED BY FORMULA.
10-110-41010-00000	\$8,300	Calculated: FICA
10-110-42070-00000	\$1,200	Other Professional Services: Request 2017 allocation of \$1,200 to secure steno services for Council public hearings.
10-110-43190-00000	\$17,260	Calculated: Internal Services
10-110-43191-00000	\$3,380	Calculated: Internal Services
10-110-43192-00000	\$7,836	Calculated: Internal Services
10-110-43193-00000	\$49,475	Calculated: Internal Services
10-110-43194-00000	\$41,873	Calculated: Internal Services
10-110-45020-00000	\$200	Office Data Processing: Request 2017 allocation of \$200 for purchase of printer and computer supplies.
10-110-45090-00000	\$250	Books/Subscriptions: Request year 2017 allocation of \$250 for purchase of updated codes, regulations, etc.
10-110-45300-00000	\$500	Other Supplies/Materials: Request 2017 allocation of \$500 for purchase of archival storage boxes and books for resolutions, bills, and minutes of Council.
<hr/>		
Expense Total:	\$238,479	
<hr/>		

COUNCIL

Fund Total Report

Fund	Fund Description		2016 Adjusted Budget	2016 Projected Year End	2017 Budget Request
10	GENERAL	Revenue:	\$0	\$0	\$0
		Expense:	\$245,074	\$245,025	\$238,479
		Total Revenue:	\$0	\$0	\$0
		Total Expense:	\$245,074	\$245,025	\$238,479

COUNCIL

Cost Center Total Report

Cost Center	Cost Center Description		2016 Adjusted Budget	2016 Projected Year End	2017 Budget Request
00000	NONE	Revenue:	\$0	\$0	\$0
		Expense:	\$245,074	\$245,025	\$238,479
		Total Revenue:	\$0	\$0	\$0
		Total Expense:	\$245,074	\$245,025	\$238,479

COUNCIL

#	Jobtitle	Union	2016 Salary Per Job Title	Current Total Per Job Title	Total Increase Per Job Title	Total Longevity Per Job Title	2017 Request Per Job Title
1	CITY CLERK	NAFF	\$57,065	\$57,065	\$1,141	\$0	\$58,206
4	COUNCIL MEMBER	NAFF	\$10,000	\$40,000	\$0	\$0	\$40,000
1	COUNCIL PRESIDENT	NAFF	\$10,000	\$10,000	\$0	\$0	\$10,000

				\$107,065	\$1,141	\$0	\$108,206
--	--	--	--	-----------	---------	-----	-----------

Employee Totals	
NAFF	6
Full-Time	6
Total:	6

Fund Total	
10-General	\$108,206

CONTROLLER

Revenue Total		Expense Total	
Total Adj. Budget:	\$0	Total Adj. Budget:	\$134,106
Total Projected:	\$0	Total Projected:	\$135,175
Total Requested:	\$0	Total Requested:	\$133,478

Account #	Account Description	2016 Adjusted Budget	2016 Projected Year End	2017 Budget Request
EXPENDITURES				
10-120-40010-00000	Salaries/Wages	\$63,026	\$63,026	\$63,887
10-120-40060-00000	Holiday	\$0	\$985	\$0
10-120-40070-00000	Sick	\$0	\$186	\$0
10-120-41010-00000	FICA	\$4,821	\$4,821	\$4,890
10-120-43190-00000	Central Services Allocations	\$8,268	\$8,268	\$8,822
10-120-43191-00000	Info Systems Allocations	\$6,886	\$6,886	\$6,759
10-120-43192-00000	Human Resources Allocations	\$2,722	\$2,722	\$2,612
10-120-43193-00000	Insurance Allocations	\$33,064	\$33,064	\$32,150
10-120-43194-00000	Business Administration Allocations	\$14,868	\$14,868	\$13,958
10-120-44350-00000	Bond Insurance	\$250	\$250	\$200
10-120-45020-00000	Office/Data Processing	\$200	\$98	\$200
COST CENTER TOTAL (NONE):		\$134,106	\$135,175	\$133,478
FUND TOTAL (GENERAL):		\$134,106	\$135,175	\$133,478
EXPENSE TOTAL:		\$134,106	\$135,175	\$133,478

CONTROLLER

Comment Report

Account #	Requested	Comment
10-120-40010-00000	\$63,887	COMPUTED BY FORMULA.
10-120-41010-00000	\$4,890	Calculated: FICA
10-120-43190-00000	\$8,822	Calculated: Internal Services
10-120-43191-00000	\$6,759	Calculated: Internal Services
10-120-43192-00000	\$2,612	Calculated: Internal Services
10-120-43193-00000	\$32,150	Calculated: Internal Services
10-120-43194-00000	\$13,958	Calculated: Internal Services
10-120-44350-00000	\$200	Calculated: Internal Services
10-120-45020-00000	\$200	Funds for Office Supplies.
Expense Total:		\$133,478

CONTROLLER

Fund Total Report

Fund	Fund Description		2016 Adjusted Budget	2016 Projected Year End	2017 Budget Request
10	GENERAL	Revenue:	\$0	\$0	\$0
		Expense:	\$134,106	\$135,175	\$133,478
		Total Revenue:	\$0	\$0	\$0
		Total Expense:	\$134,106	\$135,175	\$133,478

CONTROLLER

Cost Center Total Report

Cost Center	Cost Center Description		2016 Adjusted Budget	2016 Projected Year End	2017 Budget Request
00000	NONE	Revenue:	\$0	\$0	\$0
		Expense:	\$134,106	\$135,175	\$133,478
		Total Revenue:	\$0	\$0	\$0
		Total Expense:	\$134,106	\$135,175	\$133,478

CONTROLLER

#	Jobtitle	Union	2016 Salary Per Job Title	Current Total Per Job Title	Total Increase Per Job Title	Total Longevity Per Job Title	2017 Request Per Job Title
1	CITY CONTROLLER	NAFF	\$20,000	\$20,000	\$0	\$0	\$20,000
1	DEPUTY CONTROLLER	NAFF	\$43,026	\$43,026	\$861	\$0	\$43,887

				\$63,026	\$861	\$0	\$63,887
--	--	--	--	----------	-------	-----	----------

Employee Totals	
NAFF	2
Full-Time	2
Total:	2

Fund Total	
10-General	\$63,887

TREASURER

Revenue Total		Expense Total	
Total Adj. Budget:	\$15,637,595	Total Adj. Budget:	\$234,420
Total Projected:	\$15,663,384	Total Projected:	\$373,337
Total Requested:	\$15,738,140	Total Requested:	\$189,449

Account #	Account Description	2016 Adjusted Budget	2016 Projected Year End	2017 Budget Request
REVENUE				
10-130-30010-00000	Real Estate	\$13,769,188	\$13,493,804	\$13,835,390
10-130-30011-00000	Real Estate-Prior	\$0	\$153,474	\$0
10-130-30014-00000	Realty Transfer Tax	\$150,000	\$150,000	\$300,000
10-130-30020-00000	Tax Claim	\$1,500,000	\$1,500,000	\$1,500,000
10-130-35330-00000	Tax Collection Fees-County	\$77,500	\$79,160	\$50,000
10-130-35340-00000	Tax Collection Fees-School	\$75,500	\$79,254	\$30,000
10-130-35341-00000	Tax Collection Fees-YBIDA	\$2,150	\$2,625	\$2,750
10-130-35350-00000	Tax & Sewer Certification/Copying	\$23,000	\$25,581	\$20,000
10-130-35360-00000	Data File Service Fees	\$750	\$750	\$0
10-130-36010-00000	Housing Authority-Payments in Lieu of T	\$30,507	\$41,031	\$0
10-130-36073-00000	YMCA Pilot Program-City	\$9,000	\$9,026	\$0
10-130-37110-00000	Overages/Shortages	\$0	\$84	\$0
COST CENTER TOTAL (NONE):		\$15,637,595	\$15,534,789	\$15,738,140
FUND TOTAL (GENERAL):		\$15,637,595	\$15,534,789	\$15,738,140
REVENUE TOTAL:		\$15,637,595	\$15,534,789	\$15,738,140
EXPENDITURES				
10-130-40010-00000	Salaries/Wages	\$98,520	\$98,024	\$72,426
10-130-40030-00000	Overtime	\$0	\$0	\$5,000
10-130-40060-00000	Holiday	\$0	\$497	\$0
10-130-41010-00000	FICA	\$7,537	\$7,537	\$6,000
10-130-42070-00000	Other Professional Services	\$6,739	\$12,878	\$21,500
10-130-43171-00000	Refunds-Exonerations	\$0	\$6,033	\$0
10-130-43190-00000	Central Services Allocations	\$9,806	\$9,806	\$12,901
10-130-43191-00000	Info Systems Allocations	\$10,329	\$10,329	\$10,139
10-130-43192-00000	Human Resources Allocations	\$2,722	\$2,722	\$3,918
10-130-43193-00000	Insurance Allocations	\$58,731	\$58,731	\$34,879
10-130-43194-00000	Business Administration Allocations	\$14,868	\$14,868	\$20,936
10-130-44010-00000	Postage/Shipping	\$8,400	\$8,962	\$1,000
10-130-44020-00000	Printing/Binding	\$2,700	\$1,952	\$0
10-130-44030-00000	Association Dues/Conferences	\$750	\$10	\$0
10-130-44350-00000	Bond Insurance	\$12,818	\$12,818	\$0
10-130-45020-00000	Office/Data Processing	\$500	\$500	\$250
10-130-46110-00000	Office Equipment/Furniture	\$0	\$0	\$500
COST CENTER TOTAL (NONE):		\$234,420	\$245,666	\$189,449
FUND TOTAL (GENERAL):		\$234,420	\$245,666	\$189,449
EXPENSE TOTAL:		\$234,420	\$245,666	\$189,449

TREASURER

Comment Report

Account #	Requested	Comment
10-130-30010-00000	\$13,835,390	Based on assessed value of \$992,782,297 (June 2016) @ 15.6584 mils 89% collection rate
10-130-30014-00000	\$300,000	No significant change projected. Increased to \$300,000
10-130-30020-00000	\$1,500,000	Same as 2015 Same as 2015
10-130-35330-00000	\$50,000	Based on actual breakdown of estimated expenses in budget; assumes allocated expenses as same as 2016.
10-130-35340-00000	\$30,000	Based on actual breakdown of items as budgeted; assumes same allocations as 2016.
10-130-35341-00000	\$2,750	Estimation for 2017 contract
10-130-35350-00000	\$20,000	Please create new revenue account line for duplicate bills, duplicate receipts and account histories. Estimate: \$2,000.
<hr/>		
Revenue Total:	\$15,738,140	
10-130-40010-00000	\$72,426	COMPUTED BY FORMULA.
10-130-40030-00000	\$5,000	OT Included based on FLSA Threshold.
10-130-41010-00000	\$6,000	Calculated: FICA.
10-130-42070-00000	\$21,500	Contract with County Placeholder for County fee
10-130-43190-00000	\$12,901	Calculated: Internal Services
10-130-43191-00000	\$10,139	Calculated: Internal Services
10-130-43192-00000	\$3,918	Calculated: Internal Services
10-130-43193-00000	\$34,879	Calculated: Internal Services
10-130-43194-00000	\$20,936	Calculated: Internal Services
10-130-44010-00000	\$1,000	Includes cost of FACE to Penalty letter no done in 2016 due to lack of staff
10-130-45020-00000	\$250	Requirement that computer ink be supplied by our office will require additional funds in Treasurer's budget.
10-130-46110-00000	\$500	We are down to two receipt printers. We are doomed if one goes down and can not be repaired as happend this year. I am not aware of any backup in IT.
<hr/>		
Expense Total:	\$189,449	

TREASURER

Fund Total Report

Fund	Fund Description		2016 Adjusted Budget	2016 Projected Year End	2017 Budget Request
10	GENERAL	Revenue:	\$15,637,595	\$15,534,789	\$15,738,140
		Expense:	\$234,420	\$245,666	\$189,449
95	ESCROW FUND	Revenue:	\$0	\$128,595	\$0
		Expense:	\$0	\$127,670	\$0
		Total Revenue:	\$15,637,595	\$15,663,384	\$15,738,140
		Total Expense:	\$234,420	\$373,337	\$189,449

TREASURER

Cost Center Total Report

Cost Center	Cost Center Description		2016 Adjusted Budget	2016 Projected Year End	2017 Budget Request
00000	NONE	Revenue:	\$15,637,595	\$15,663,384	\$15,738,140
		Expense:	\$234,420	\$373,337	\$189,449
		Total Revenue:	\$15,637,595	\$15,663,384	\$15,738,140
		Total Expense:	\$234,420	\$373,337	\$189,449

TREASURER

#	Jobtitle	Union	2016 Salary Per Job Title	Current Total Per Job Title	Total Increase Per Job Title	Total Longevity Per Job Title	2017 Request Per Job Title
1	CITY TREASURER	NAFF	\$28,000	\$28,000	\$0	\$0	\$28,000
1	DEPUTY TREASURER	NAFF	\$43,555	\$43,555	\$871.10	\$0	\$44,426

				\$71,555	\$871	\$0	\$72,426
--	--	--	--	----------	-------	-----	----------

Employee Totals	
NAFF	2
Full-Time	2
Total:	2

Fund Total	
10-General	\$72,426

MAYOR

Revenue Total		Expense Total	
Total Adj. Budget:	\$500	Total Adj. Budget:	\$333,731
Total Projected:	\$635	Total Projected:	\$335,356
Total Requested:	\$100	Total Requested:	\$332,019

Account #	Account Description	2016 Adjusted Budget	2016 Projected Year End	2017 Budget Request
REVENUE				
10-140-36030-00000	Public/Private Contribution	\$500	\$550	\$100
COST CENTER TOTAL (NONE):		\$500	\$550	\$100
FUND TOTAL (GENERAL):		\$500	\$550	\$100
REVENUE TOTAL:		\$500	\$550	\$100
EXPENDITURES				
10-140-40010-00000	Salaries/Wages	\$173,061	\$169,345	\$176,983
10-140-40050-00000	Vacation	\$0	\$2,240	\$0
10-140-40060-00000	Holiday	\$0	\$3,225	\$0
10-140-40070-00000	Sick	\$0	\$358	\$0
10-140-41010-00000	FICA	\$13,239	\$13,286	\$13,600
10-140-43010-00000	Travel	\$4,000	\$3,999	\$0
10-140-43190-00000	Central Services Allocations	\$15,772	\$15,772	\$16,450
10-140-43191-00000	Info Systems Allocations	\$10,329	\$10,329	\$10,139
10-140-43192-00000	Human Resources Allocations	\$4,084	\$4,084	\$3,918
10-140-43193-00000	Insurance Allocations	\$88,020	\$88,020	\$88,693
10-140-43194-00000	Business Administration Allocations	\$22,303	\$22,303	\$20,936
10-140-44030-00000	Association Dues/Conferences	\$2,000	\$1,367	\$0
10-140-45020-00000	Office/Data Processing	\$425	\$424	\$500
10-140-45300-00000	Other Supplies/Materials	\$500	\$608	\$800
COST CENTER TOTAL (NONE):		\$333,731	\$335,356	\$332,019
FUND TOTAL (GENERAL):		\$333,731	\$335,356	\$332,019
EXPENSE TOTAL:		\$333,731	\$335,356	\$332,019

MAYOR

Comment Report

Account #	Requested	Comment
10-140-36030-00000	\$100	payment to officiate at weddings.
Revenue Total:		\$100
10-140-40010-00000	\$176,983	COMPUTED BY FORMULA.
10-140-41010-00000	\$13,600	Calculated: FICA
10-140-43190-00000	\$16,450	Calculated: Internal Services
10-140-43191-00000	\$10,139	Calculated: Internal Services
10-140-43192-00000	\$3,918	Calculated: Internal Services
10-140-43193-00000	\$88,693	Calculated: Internal Services
10-140-43194-00000	\$20,936	Calculated: Internal Services
10-140-45020-00000	\$500	office supplies
10-140-45300-00000	\$800	materials to support Mayor's initiatives, white rose pins, volunteer awards.
Expense Total:		\$332,019

MAYOR

Fund Total Report

Fund	Fund Description		2016 Adjusted Budget	2016 Projected Year End	2017 Budget Request
10	GENERAL	Revenue:	\$500	\$550	\$100
		Expense:	\$333,731	\$335,356	\$332,019
26	SPECIAL PROJECTS	Revenue:	\$0	\$85	\$0
		Expense:	\$0	\$0	\$0
		Total Revenue:	\$500	\$635	\$100
		Total Expense:	\$333,731	\$335,356	\$332,019

MAYOR

Cost Center Total Report

Cost Center	Cost Center Description		2016 Adjusted Budget	2016 Projected Year End	2017 Budget Request
00000	NONE	Revenue:	\$500	\$550	\$100
		Expense:	\$333,731	\$335,356	\$332,019
00289	WEIGHTWATCHERS	Revenue:	\$0	\$85	\$0
		Expense:	\$0	\$0	\$0
		Total Revenue:	\$500	\$635	\$100
		Total Expense:	\$333,731	\$335,356	\$332,019

MAYOR

#	Jobtitle	Union	2016 Salary Per Job Title	Current Total Per Job Title	Total Increase Per Job Title	Total Longevity Per Job Title	2017 Request Per Job Title
1	DIR OF COMM AFFAIRS	NAFF	\$53,009	\$53,009	\$1,060	\$0	\$54,069
1	EXEC ADMINSTRATOR	NAFF	\$46,974	\$46,974	\$939	\$0	\$47,913
1	MAYOR	NAFF	\$75,000	\$75,000	\$0	\$0	\$75,000

				\$174,983	\$2,000	\$0	\$176,983
--	--	--	--	-----------	---------	-----	-----------

Employee Totals	
NAFF	3
Full-Time	3
Total:	3

Fund Total	
10-General	\$176,983

SOLICITOR

Revenue Total		Expense Total	
Total Adj. Budget:	\$248,877	Total Adj. Budget:	\$381,009
Total Projected:	\$248,974	Total Projected:	\$365,657
Total Requested:	\$257,945	Total Requested:	\$390,255

Account #	Account Description	2016 Adjusted Budget	2016 Projected Year End	2017 Budget Request
REVENUE				
10-150-39090-00000	Transfer From General	\$191,969	\$191,969	\$199,146
10-150-39100-00000	Transfer From Recreation	\$8,722	\$8,722	\$10,131
10-150-39110-00000	Transfer From State Health	\$9,459	\$9,459	\$9,328
10-150-39150-00000	Transfer From Sewer	\$7,831	\$7,831	\$8,105
10-150-39160-00000	Transfer From Imsf	\$29,113	\$29,113	\$29,476
10-150-39170-00000	Transfer From Weyer Trust	\$1,008	\$1,008	\$994
10-150-39183-00000	Transfer From White Rose Community Te	\$775	\$775	\$765
COST CENTER TOTAL (NONE):		\$248,877	\$248,877	\$257,945
10-150-37080-00138	Miscellaneous	\$0	\$97	\$0
COST CENTER TOTAL (COPIES):		\$0	\$97	\$0
FUND TOTAL (GENERAL):		\$248,877	\$248,974	\$257,945
REVENUE TOTAL:		\$248,877	\$248,974	\$257,945
EXPENDITURES				
10-150-40010-00000	Salaries/Wages	\$116,388	\$164,986	\$123,867
10-150-40020-00000	Part Time Employees	\$48,802	\$0	\$49,778
10-150-40050-00000	Vacation	\$0	\$1,141	\$0
10-150-40060-00000	Holiday	\$0	\$2,815	\$0
10-150-40070-00000	Sick	\$0	\$821	\$0
10-150-41010-00000	FICA	\$12,637	\$12,910	\$13,300
10-150-42070-00000	Other Professional Services	\$50,000	\$37,288	\$50,000
10-150-43161-00000	Litigation Expense	\$10,000	\$3,426	\$10,000
10-150-43190-00000	Central Services Allocations	\$7,292	\$7,292	\$8,387
10-150-43191-00000	Info Systems Allocations	\$10,329	\$10,329	\$10,139
10-150-43192-00000	Human Resources Allocations	\$4,084	\$4,084	\$3,918
10-150-43193-00000	Insurance Allocations	\$88,125	\$88,125	\$88,930
10-150-43194-00000	Business Administration Allocations	\$22,303	\$22,303	\$20,936
10-150-44030-00000	Association Dues/Conferences	\$1,500	\$1,252	\$1,500
10-150-44040-00000	Advertising	\$0	\$0	\$0
10-150-44350-00000	Bond Insurance	\$250	\$0	\$200
10-150-45020-00000	Office/Data Processing	\$300	\$153	\$300
10-150-45090-00000	Books/Subscriptions	\$9,000	\$8,733	\$9,000
COST CENTER TOTAL (NONE):		\$381,009	\$365,657	\$390,255
FUND TOTAL (GENERAL):		\$381,009	\$365,657	\$390,255
EXPENSE TOTAL:		\$381,009	\$365,657	\$390,255

SOLICITOR

Comment Report

Account #	Requested	Comment
10-150-39090-00000	\$199,146	Calculated: Internal Services
10-150-39100-00000	\$10,131	Calculated: Internal Services
10-150-39110-00000	\$9,328	Calculated: Internal Services
10-150-39150-00000	\$8,105	Calculated: Internal Services
10-150-39160-00000	\$29,476	Calculated: Internal Services
10-150-39170-00000	\$994	Calculated: Internal Services
10-150-39183-00000	\$765	Calculated: Internal Services
<hr/>		
Revenue Total:	\$257,945	
<hr/>		
10-150-40010-00000	\$123,867	COMPUTED BY FORMULA.
10-150-40020-00000	\$49,778	COMPUTED BY FORMULA.
10-150-41010-00000	\$13,300	Calculated: FICA.
10-150-42070-00000	\$50,000	The amount requested in 2016 was sufficient and an increase is not requested for 2017.
10-150-43161-00000	\$10,000	Legal activity and subsequent costs cannot be predicted since actions are often initiated by other parties. The Solicitor's Office actively pursued preliminary injunctions and collection efforts on behalf of Permits, Planning and Zoning which resulted in increased filing fees.
10-150-43190-00000	\$8,387	Calculated: Internal Services
10-150-43191-00000	\$10,139	Calculated: Internal Services
10-150-43192-00000	\$3,918	Calculated: Internal Services
10-150-43193-00000	\$88,930	Calculated: Internal Services
10-150-43194-00000	\$20,936	Calculated: Internal Services
10-150-44030-00000	\$1,500	Assistant Solicitor Sabol's PA Bar Association dues, York County Bar dues, and CLE courses are paid from this account.
10-150-44350-00000	\$200	Calculated: Internal Services
10-150-45020-00000	\$300	No additional funds are necessary. The Solicitor's Office is managing with the amount budgeted, which has not increased since 2012.
10-150-45090-00000	\$9,000	The cost of subscriptions for legal research access is determined by existing contracts. The Solicitor's Office eliminated its Purdon's updates in 2015 and has entered into a contract for future legal research access with Lexis Nexis.
<hr/>		
Expense Total:	\$390,255	
<hr/>		

SOLICITOR

Fund Total Report

Fund	Fund Description		2016 Adjusted Budget	2016 Projected Year End	2017 Budget Request
10	GENERAL	Revenue:	\$248,877	\$248,974	\$257,945
		Expense:	\$381,009	\$365,657	\$390,255
		Total Revenue:	\$248,877	\$248,974	\$257,945
		Total Expense:	\$381,009	\$365,657	\$390,255

SOLICITOR

Cost Center Total Report

Cost Center	Cost Center Description		2016 Adjusted Budget	2016 Projected Year End	2017 Budget Request
00000	NONE	Revenue:	\$248,877	\$248,877	\$257,945
		Expense:	\$381,009	\$365,657	\$390,255
00138	COPIES	Revenue:	\$0	\$97	\$0
		Expense:	\$0	\$0	\$0
		Total Revenue:	\$248,877	\$248,974	\$257,945
		Total Expense:	\$381,009	\$365,657	\$390,255

SOLICITOR

#	Jobtitle	Union	2016 Salary Per Job Title	Current Total Per Job Title	Total Increase Per Job Title	Total Longevity Per Job Title	2017 Request Per Job Title
1	ASST SOLICITOR	NAFF	\$48,802	\$48,802	\$976	\$0	\$49,778
1	ASST SOLICITOR	NAFF	\$77,520	\$77,520	\$1,550	\$0	\$79,070
1	LEGAL SPECIALIST	NAFF	\$43,918	\$43,918	\$878	\$0	\$44,797

				\$170,240	\$3,405	\$0	\$173,645
--	--	--	--	-----------	---------	-----	-----------

Employee Totals	
NAFF	3
Part-Time	1
Full-Time	2
Total:	3

Fund Total	
10-General	\$173,645

HUMAN RELATIONS

Revenue Total		Expense Total	
Total Adj. Budget:	\$5,000	Total Adj. Budget:	\$172,511
Total Projected:	\$6,784	Total Projected:	\$174,018
Total Requested:	\$5,000	Total Requested:	\$173,433

Account #	Account Description	2016 Adjusted Budget	2016 Projected Year End	2017 Budget Request
REVENUE				
10-160-39123-00000	Cdbg Reimbursement	\$5,000	\$5,000	\$5,000
COST CENTER TOTAL (NONE):		\$5,000	\$5,000	\$5,000
FUND TOTAL (GENERAL):		\$5,000	\$5,000	\$5,000
REVENUE TOTAL:		\$5,000	\$5,000	\$5,000
EXPENDITURES				
10-160-40010-00000	Salaries/Wages	\$76,886	\$68,988	\$78,424
10-160-40050-00000	Vacation	\$0	\$3,501	\$0
10-160-40060-00000	Holiday	\$0	\$1,689	\$0
10-160-40070-00000	Sick	\$0	\$2,268	\$0
10-160-40080-00000	Bereavement	\$0	\$440	\$0
10-160-41010-00000	FICA	\$5,882	\$5,882	\$6,000
10-160-41140-00000	Tuition Reimbursement	\$1,500	\$1,500	\$0
10-160-43010-00000	Travel	\$0	\$49	\$0
10-160-43190-00000	Central Services Allocations	\$4,604	\$4,604	\$5,272
10-160-43191-00000	Info Systems Allocations	\$6,886	\$6,886	\$6,759
10-160-43192-00000	Human Resources Allocations	\$2,722	\$2,722	\$2,612
10-160-43193-00000	Insurance Allocations	\$58,263	\$58,263	\$58,708
10-160-43194-00000	Business Administration Allocations	\$14,868	\$14,868	\$13,958
10-160-44010-00000	Postage/Shipping	\$0		\$0
10-160-44020-00000	Printing/Binding	\$0	\$0	\$500
10-160-44030-00000	Association Dues/Conferences	\$100	\$100	\$300
10-160-45020-00000	Office/Data Processing	\$100	\$100	\$200
10-160-45090-00000	Books/Subscriptions	\$500	\$500	\$500
10-160-45300-00000	Other Supplies/Materials	\$200	\$200	\$200
COST CENTER TOTAL (NONE):		\$172,511	\$172,561	\$173,433
FUND TOTAL (GENERAL):		\$172,511	\$172,561	\$173,433
EXPENSE TOTAL:		\$172,511	\$172,561	\$173,433

HUMAN RELATIONS

Comment Report

Account #	Requested	Comment
10-160-39123-00000	\$5,000	2017 CBDG Sub recipient agreement.
Revenue Total:		\$5,000
10-160-40010-00000	\$78,424	COMPUTED BY FORMULA.
10-160-41010-00000	\$6,000	Calculated: FICA
10-160-43190-00000	\$5,272	Calculated: Internal Services
10-160-43191-00000	\$6,759	Calculated: Internal Services
10-160-43192-00000	\$2,612	Calculated: Internal Services
10-160-43193-00000	\$58,708	Calculated: Internal Services
10-160-43194-00000	\$13,958	Calculated: Internal Services
10-160-44020-00000	\$500	Updated literature.
10-160-44030-00000	\$300	Yearly membership dues.
10-160-45020-00000	\$200	Office data process needs for 2017.
10-160-45090-00000	\$500	Updates for housing and employment law manuals.
10-160-45300-00000	\$200	Supplies and materials for 2017.
Expense Total:		\$173,433

HUMAN RELATIONS

Fund Total Report

Fund	Fund Description		2016 Adjusted Budget	2016 Projected Year End	2017 Budget Request
10	GENERAL	Revenue:	\$5,000	\$5,000	\$5,000
		Expense:	\$172,511	\$172,561	\$173,433
26	SPECIAL PROJECTS	Revenue:	\$0	\$1,784	\$0
		Expense:	\$0	\$1,457	\$0
		Total Revenue:	\$5,000	\$6,784	\$5,000
		Total Expense:	\$172,511	\$174,018	\$173,433

HUMAN RELATIONS

Cost Center Total Report

Cost Center	Cost Center Description		2016 Adjusted Budget	2016 Projected Year End	2017 Budget Request
00000	NONE	Revenue:	\$5,000	\$5,000	\$5,000
		Expense:	\$172,511	\$172,561	\$173,433
00234	HOLLIDAY LUNCHEON	Revenue:	\$0	\$1,784	\$0
		Expense:	\$0	\$1,457	\$0
		Total Revenue:	\$5,000	\$6,784	\$5,000
		Total Expense:	\$172,511	\$174,018	\$173,433

HUMAN RELATIONS

#	Jobtitle	Union	2016 Salary Per Job Title	Current Total Per Job Title	Total Increase Per Job Title	Total Longevity Per Job Title	2017 Request Per Job Title
1	ADMIN INTAKE SUPPORT SPEC	NAFF	\$38,167	\$38,167	\$763	\$0	\$38,930
1	INVESTIGATOR	NAFF	\$38,719	\$38,719	\$774	\$0	\$39,493

				\$76,886	\$1,538	\$0	\$78,424
--	--	--	--	----------	---------	-----	----------

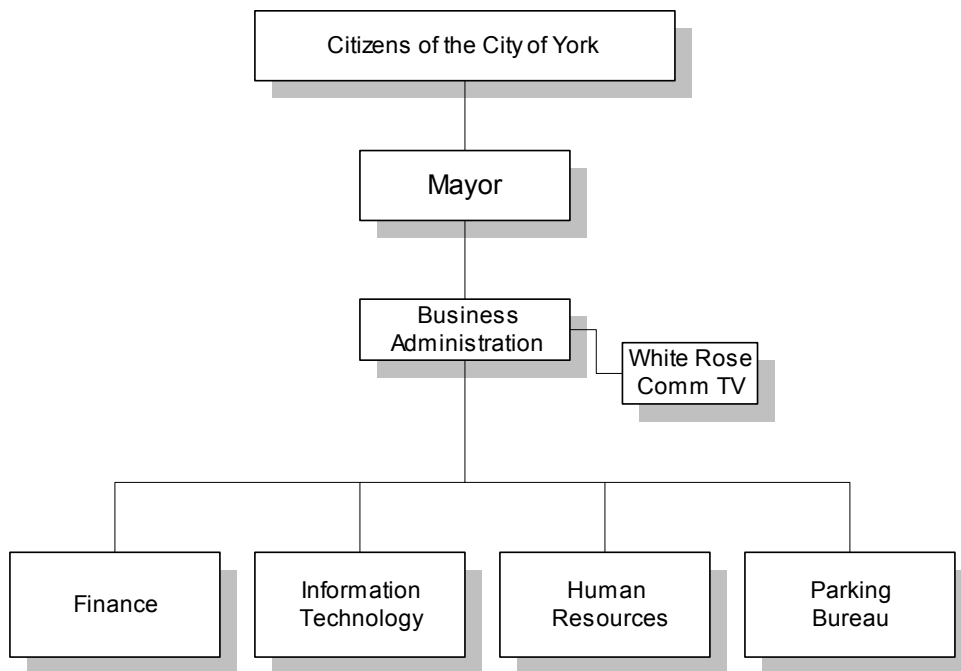
Employee Totals	
NAFF	2
Full-Time	2
Total:	2

Fund Total	
10-General	\$78,424

DEPARTMENT OF BUSINESS ADMINISTRATION

Michael Doweary
Business Administrator

Business Administration coordinates the administrative functions of all departments within the City. The Business Administrator is the Chief Administrative Officer of the City and is appointed by the Mayor to oversee the divisions/bureaus listed below. Internal Services is comprised of five areas in Business Administration. The cost of providing these services is allocated throughout the City and will appear in each department's budget. Business Administration is the first component of Internal Services. White Rose Community Television is part of Business Administration.



Human Resources

All aspects of personnel management are the responsibility of Human Resources including recruitment and placement, equal employment opportunity, employee relations, attendance management, benefits and services, and personnel transactions and records. Monitoring personnel policies and procedures as well as maintaining a good working relationship with the collective bargaining units is an important part of Human Resources. This is the second area of Internal Services.

DEPARTMENT OF BUSINESS ADMINISTRATION CONT'D

Risk Management

Employee and retiree health care, workmen's compensation and general liability insurance are just a few of the services provided by Risk Management which is part of Internal Services.

Finance

The main function of Finance is to maintain the City's accounting records, revenue, accounts payable, sewer/refuse, parking fines and payroll records in an organized and detailed manner. Information must be stored accurately and efficiently to allow easy retrieval. Finance coordinates and controls the City's finances in a manner that is compliant with State and Federal regulations.

Central Services

Central Services is the fourth component of Internal Services. Items such as postage, janitorial supplies and telephones are included in this segment. Services/supplies that are used citywide are budgeted in this area to allow all departments/funds to share the expense.

Information Technology

Management of the City's information system and information technology including the City's electronic mail, calendar system, Internet and Intranet web sites are the responsibility of Information Technology. Employees in this division develop and distribute applications, components and utilities throughout all departments. They handle the administration, growth and maintenance of the City's network including all aspects of both hardware and software. Information Technology is the fifth component of Internal Services.

Parking

The primary responsibility of the Parking Bureau is to manage all of the parking facilities owned by the City of York General Authority and the City. The parking facilities include three parking garages and fourteen surface lots. The bureau is also responsible for meter collection and meter installation.

BUSINESS ADMINISTRATION

Revenue Total		Expense Total	
Total Adj. Budget:	\$1,609,163	Total Adj. Budget:	\$1,643,310
Total Projected:	\$1,595,830	Total Projected:	\$1,686,981
Total Requested:	\$1,608,094	Total Requested:	\$1,700,374

Account #	Account Description	2016 Adjusted Budget	2016 Projected Year End	2017 Budget Request
REVENUE				
66-200-31100-00000	Cable Tv Franchise Licenses	\$60,000	\$49,567	\$43,830
66-200-34140-00000	Local Government Revenue-Other	\$60,000	\$60,000	\$60,000
66-200-36080-00000	Sponsorships	\$15,000	\$22,100	\$17,500
COST CENTER TOTAL (NONE):		\$135,000	\$131,667	\$121,330
66-200-36030-00255	Public/Private Contribution	\$10,000	\$0	\$0
COST CENTER TOTAL (PEG STUDIO):		\$10,000	\$0	\$0
FUND TOTAL (WHITE ROSE COMMUNITY TELEVISION):		\$145,000	\$131,667	\$121,330
70-200-39090-00000	Transfer from General	\$918,495	\$918,495	\$937,851
70-200-39100-00000	Transfer from Recreation	\$83,634	\$83,634	\$92,181
70-200-39110-00000	Transfer from State Health	\$90,697	\$90,697	\$91,833
70-200-39150-00000	Transfer from Sewer	\$75,085	\$75,085	\$73,745
70-200-39160-00000	Transfer from Imsf	\$279,153	\$279,153	\$275,152
70-200-39170-00000	Transfer from Weyer Trust	\$9,664	\$9,664	\$9,044
70-200-39183-00000	Transfer From White Rose Community Te	\$7,434	\$7,434	\$6,957
COST CENTER TOTAL (NONE):		\$1,464,163	\$1,464,163	\$1,486,764
FUND TOTAL (INTERNAL SERVICES):		\$1,464,163	\$1,464,163	\$1,486,764
REVENUE TOTAL:		\$1,609,163	\$1,595,830	\$1,608,094
EXPENDITURES				
10-200-40010-00000	Salaries/Wages	\$53,912	\$55,519	\$56,926
10-200-40020-00000	Part Time Employees	\$0	\$5,434	\$6,554
10-200-40050-00000	Vacation	\$0	\$545	\$0
10-200-40060-00000	Holiday	\$0	\$1,260	\$0
10-200-40070-00000	Sick	\$0	\$344	\$0
10-200-40080-00000	Bereavement	\$0	\$89	\$0
10-200-41010-00000	FICA	\$4,042	\$6,663	\$4,900
10-200-43190-00000	Central Services Allocations	\$6,961	\$6,961	\$7,884
10-200-43191-00000	Info Systems Allocations	\$2,238	\$2,238	\$2,197
10-200-43192-00000	Human Resources Allocations	\$0	\$0	\$457
10-200-43193-00000	Insurance Allocations	\$232	\$232	\$11,025
10-200-43194-00000	Business Administration Allocations	\$0	\$0	\$2,435
COST CENTER TOTAL (NONE):		\$67,385	\$79,284	\$92,378
FUND TOTAL (GENERAL):		\$67,385	\$79,284	\$92,378
66-200-40010-00000	Salaries/Wages	\$39,731	\$39,967	\$40,526

BUSINESS ADMINISTRATION

Revenue Total		Expense Total	
Total Adj. Budget:	\$1,609,163	Total Adj. Budget:	\$1,643,310
Total Projected:	\$1,595,830	Total Projected:	\$1,686,981
Total Requested:	\$1,608,094	Total Requested:	\$1,700,374

Account #	Account Description	2016 Adjusted Budget	2016 Projected Year End	2017 Budget Request
66-200-40030-00000	Overtime	\$0	\$0	\$7,800
66-200-40050-00000	Vacation	\$0	\$278	\$0
66-200-40060-00000	Holiday	\$0	\$889	\$0
66-200-41010-00000	Fica	\$3,039	\$4,360	\$3,697
66-200-42070-00000	Other Professional Services	\$4,500	\$4,550	\$5,500
66-200-43010-00000	Travel	\$600	\$600	\$750
66-200-43190-00000	Central Services Allocations	\$2,302	\$2,302	\$2,561
66-200-43191-00000	Info Systems Allocations	\$3,443	\$3,443	\$3,380
66-200-43192-00000	Human Resources Allocations	\$1,361	\$1,361	\$1,306
66-200-43193-00000	Insurance Allocations	\$30,851	\$30,851	\$30,756
66-200-43194-00000	Business Administration Allocations	\$7,434	\$7,434	\$6,957
66-200-44210-00000	Other Repair Service	\$2,000	\$1,000	\$1,500
66-200-45020-00000	Office/Date Processing	\$500	\$400	\$500
66-200-45320-00000	Broadcast Supplies	\$3,000	\$2,999	\$3,000
66-200-46110-00000	Office Equipment/Furniture	\$500	\$400	\$500
66-200-46120-00000	Data Processing Equipment	\$4,000	\$4,000	\$4,000
66-200-46121-00000	Capital - DP Software	\$2,500	\$2,400	\$2,500
66-200-46131-00000	Broadcast Equipment	\$6,000	\$6,000	\$6,000
COST CENTER TOTAL (NONE):		\$111,762	\$113,235	\$121,233
FUND TOTAL (WHITE ROSE COMMUNITY TELEVISION):		\$111,762	\$113,235	\$121,233
70-200-40010-00000	Salaries/Wages	\$156,022	\$154,789	\$162,736
70-200-40020-00000	Part Time Employees	\$21,420	\$12,680	\$15,294
70-200-40050-00000	Vacation	\$0	\$2,824	\$0
70-200-40060-00000	Holiday	\$0	\$3,986	\$0
70-200-40070-00000	Sick	\$0	\$13,270	\$0
70-200-40080-00000	Bereavement	\$0	\$166	\$0
70-200-41010-00000	FICA	\$13,574	\$14,361	\$14,220
70-200-41040-00000	O&E - Pension	\$1,267,897	\$1,267,897	\$1,291,264
70-200-42070-00000	Other Professional Services	\$2,000	\$2,000	\$2,000
70-200-43010-00000	Travel	\$1,000	\$1,000	\$0
70-200-44030-00000	Association Dues/Conferences	\$1,000	\$1,000	\$0
70-200-45020-00000	Office/Data Processing	\$500	\$500	\$500
70-200-45090-00000	Books/Subscriptions	\$500	\$500	\$500
70-200-46110-00000	Office Equipment/Furniture	\$250	\$250	\$250
COST CENTER TOTAL (NONE):		\$1,464,163	\$1,475,223	\$1,486,764
FUND TOTAL (INTERNAL SERVICES):		\$1,464,163	\$1,475,223	\$1,486,764
EXPENSE TOTAL:		\$1,643,310	\$1,667,742	\$1,700,374

BUSINESS ADMINISTRATION

Comment Report

Account #	Requested	Comment
66-200-31100-00000	\$43,830	Cable Tv Franchise Licenses.
66-200-34140-00000	\$60,000	Local Government Revenue
66-200-36080-00000	\$17,500	Sponsorships.
70-200-39090-00000	\$937,851	Calculated: Internal Services
70-200-39100-00000	\$92,181	Calculated: Internal Services
70-200-39110-00000	\$91,833	Calculated: Internal Services
70-200-39150-00000	\$73,745	Calculated: Internal Services
70-200-39160-00000	\$275,152	Calculated: Internal Services
70-200-39170-00000	\$9,044	Calculated: Internal Services
70-200-39183-00000	\$6,957	Calculated: Internal Services
<hr/>		
Revenue Total:	\$1,608,094	
<hr/>		
10-200-40010-00000	\$56,926	Salaries
10-200-40020-00000	\$6,554	Salaries.
10-200-41010-00000	\$4,900	FICA
10-200-43190-00000	\$7,884	Calculated: Internal Services
10-200-43191-00000	\$2,197	Calculated: Internal Services
10-200-43192-00000	\$457	Calculated: Internal Services
10-200-43193-00000	\$11,025	Calculated: Internal Services
10-200-43194-00000	\$2,435	Calculated: Internal Services
66-200-40010-00000	\$40,526	COMPUTED BY FORMULA.
66-200-40030-00000	\$7,800	FLSA
66-200-41010-00000	\$3,697	FICA.
66-200-42070-00000	\$5,500	Increased to cover hiring help for large jobs.
66-200-43010-00000	\$750	Travel Reimbursement
66-200-43190-00000	\$2,561	Calculated: Internal Services
66-200-43191-00000	\$3,380	Calculated: Internal Services
66-200-43192-00000	\$1,306	Calculated: Internal Services
66-200-43193-00000	\$30,756	Calculated: Internal Services
66-200-43194-00000	\$6,957	Calculated: Internal Services

BUSINESS ADMINISTRATION

Comment Report

Account #	Requested	Comment
66-200-44210-00000	\$1,500	Repair Services
66-200-45020-00000	\$500	Office/Data Processing
66-200-45320-00000	\$3,000	Broadcast Supplies
66-200-46110-00000	\$500	Office Equipment
66-200-46120-00000	\$4,000	Data Processing Equipment
66-200-46121-00000	\$2,500	Capital DP Software
66-200-46131-00000	\$6,000	Broadcast Equipment
70-200-40010-00000	\$162,736	COMPUTED BY FORMULA.
70-200-40020-00000	\$15,294	Salaries
70-200-41010-00000	\$14,220	FICA.
70-200-41040-00000	\$1,291,264	Calculated 2017 MMO
70-200-42070-00000	\$2,000	OPS
70-200-45020-00000	\$500	Office/Data Processing
70-200-45090-00000	\$500	Books/Subscriptions.
70-200-46110-00000	\$250	Office Equip/Furniture
Expense Total:	\$1,700,374	

BUSINESS ADMINISTRATION

Fund Total Report

Fund	Fund Description		2016 Adjusted Budget	2016 Projected Year End	2017 Budget Request
10	GENERAL	Revenue:	\$0	\$0	\$0
		Expense:	\$67,385	\$79,284	\$92,378
26	SPECIAL PROJECTS	Revenue:	\$0	\$0	\$0
		Expense:	\$0	\$19,238	\$0
66	WHITE ROSE COMMUNITY TELEVISION	Revenue:	\$145,000	\$131,667	\$121,330
		Expense:	\$111,762	\$113,235	\$121,233
70	INTERNAL SERVICES	Revenue:	\$1,464,163	\$1,464,163	\$1,486,764
		Expense:	\$1,464,163	\$1,475,223	\$1,486,764
		Total Revenue:	\$1,609,163	\$1,595,830	\$1,608,094
		Total Expense:	\$1,643,310	\$1,686,981	\$1,700,374

BUSINESS ADMINISTRATION

Cost Center Total Report

Cost Center	Cost Center Description		2016 Adjusted Budget	2016 Projected Year End	2017 Budget Request
00000	NONE	Revenue:	\$1,599,163	\$1,595,830	\$1,608,094
		Expense:	\$1,643,310	\$1,667,742	\$1,700,374
00255	PEG STUDIO	Revenue:	\$10,000	\$0	\$0
		Expense:	\$0	\$0	\$0
		Total Revenue:	\$1,609,163	\$1,595,830	\$1,608,094
		Total Expense:	\$1,643,310	\$1,667,742	\$1,700,374

BUSINESS ADMINISTRATION

#	Jobtitle	Union	2016 Salary Per Job Title	Current Total Per Job Title	Total Increase Per Job Title	Total Longevity Per Job Title	2017 Request Per Job Title
1	ADMINISTRATIVE ASSISTANT	NAFF	\$21,420	\$21,420	\$428	\$0	\$21,848
1	ASSIST BUSINESS ADMINISTRATOR	NAFF	\$66,300	\$66,300	\$1,653	\$0	\$67,953
1	BUSINESS ADMINISTRATOR	NAFF	\$92,835	\$92,835	\$1,857	\$0	\$94,692
1	GRANTS COORDINATOR	NAFF	\$55,899	\$55,899	\$1,118	\$0	\$57,017
1	PEG ACCESS COORDINATOR	NAFF	\$39,731	\$39,731	\$795	\$0	\$40,526

				\$276,185	\$5,851	\$0	\$282,036
--	--	--	--	-----------	---------	-----	-----------

Employee Totals	
NAFF	5
Full-Time	4
Part-Time	1
Total:	5

Fund Total	
10-General	\$63,480
66-WRCT	\$40,526
70-Int Services	\$178,030
Total:	\$282,036

HUMAN RESOURCES

Revenue Total		Expense Total	
Total Adj. Budget:	\$464,079	Total Adj. Budget:	\$464,079
Total Projected:	\$468,351	Total Projected:	\$471,574
Total Requested:	\$475,300	Total Requested:	\$575,300

Account #	Account Description	2016 Adjusted Budget	2016 Projected Year End	2017 Budget Request
REVENUE				
70-201-39090-00000	Transfer From General	\$360,169	\$360,169	\$366,259
70-201-39100-00000	Transfer From Recreation	\$15,313	\$15,313	\$17,304
70-201-39110-00000	Transfer From State Health	\$16,606	\$16,606	\$17,239
70-201-39150-00000	Transfer From Sewer	\$13,748	\$13,748	\$13,843
70-201-39160-00000	Transfer From Imsf	\$51,112	\$51,112	\$51,651
70-201-39170-00000	Transfer From Weyer Trust	\$1,770	\$1,770	\$1,698
70-201-39183-00000	Transfer From White Rose Community Te	\$1,361	\$1,361	\$1,306
COST CENTER TOTAL (NONE):		\$460,079	\$460,079	\$469,300
70-201-39090-00500	Transfer from General	\$2,000	\$2,000	\$3,000
COST CENTER TOTAL (POLICE):		\$2,000	\$2,000	\$3,000
70-201-35180-00600	Applicant Fees	\$0	\$4,197	\$0
70-201-39090-00600	Transfer from General	\$2,000	\$2,000	\$3,000
COST CENTER TOTAL (FIRE):		\$2,000	\$6,197	\$3,000
FUND TOTAL (INTERNAL SERVICES):		\$464,079	\$468,277	\$475,300
71-201-33010-00000	Investment/Cash Management Int	\$0	\$74	\$0
COST CENTER TOTAL (NONE):		\$0	\$74	\$0
FUND TOTAL (OPEB FUND):		\$0	\$74	\$0
REVENUE TOTAL:		\$464,079	\$468,351	\$475,300

EXPENDITURES				
70-201-40010-00000	Salaries/Wages	\$159,154	\$124,123	\$174,200
70-201-40050-00000	Vacation	\$0	\$2,333	\$0
70-201-40060-00000	Holiday	\$0	\$4,080	\$0
70-201-40070-00000	Sick	\$0	\$143	\$0
70-201-40080-00000	Bereavement	\$0		\$0
70-201-41010-00000	FICA	\$12,175	\$9,674	\$13,350
70-201-42050-00000	Arbitration	\$25,000	\$16,000	\$16,500
70-201-42070-00000	Other Professional Services	\$250,000	\$288,905	\$260,000
70-201-42076-00000	Other Professional Services Funding	\$0	\$0	\$100,000
70-201-43020-00000	Training	\$5,000	\$13,126	\$0
70-201-44020-00000	Printing/Binding	\$150	\$150	\$0
70-201-44030-00000	Association Dues/Conferences	\$1,500	\$309	\$0
70-201-44280-00000	Data Processing	\$0		\$0
70-201-45020-00000	Office/Data Processing	\$1,900	\$782	\$750

HUMAN RESOURCES

Revenue Total		Expense Total	
Total Adj. Budget:	\$464,079	Total Adj. Budget:	\$464,079
Total Projected:	\$468,351	Total Projected:	\$471,574
Total Requested:	\$475,300	Total Requested:	\$575,300

Account #	Account Description	2016 Adjusted Budget	2016 Projected Year End	2017 Budget Request
70-201-45090-00000	Books/Subscriptions	\$3,200	\$5,644	\$3,500
70-201-45300-00000	Other Supplies/Materials	\$2,000	\$1,196	\$1,000
COST CENTER TOTAL (NONE):		\$460,079	\$466,466	\$569,300
70-201-44440-00500	Civil Service Expenses	\$2,000	\$2,500	\$3,000
COST CENTER TOTAL (POLICE):		\$2,000	\$2,500	\$3,000
70-201-44440-00600	Civil Service Expenses	\$2,000	\$2,609	\$3,000
COST CENTER TOTAL (FIRE):		\$2,000	\$2,609	\$3,000
FUND TOTAL (INTERNAL SERVICES):		\$464,079	\$471,574	\$575,300
EXPENSE TOTAL:		\$464,079	\$471,574	\$575,300

HUMAN RESOURCES

Comment Report

Account #	Requested	Comment
70-201-39090-00000	\$366,259	Calculated: Internal Services
70-201-39090-00500	\$3,000	Calculated: Internal Services
70-201-39090-00600	\$3,000	Calculated: Internal Services
70-201-39100-00000	\$17,304	Calculated: Internal Services
70-201-39110-00000	\$17,239	Calculated: Internal Services
70-201-39150-00000	\$13,843	Calculated: Internal Services
70-201-39160-00000	\$51,651	Calculated: Internal Services
70-201-39170-00000	\$1,698	Calculated: Internal Services
70-201-39183-00000	\$1,306	Calculated: Internal Services
<hr/>		
Revenue Total:	\$475,300	
<hr/>		
70-201-40010-00000	\$174,200	COMPUTED BY FORMULA.
70-201-41010-00000	\$13,350	Calculated: FICA
70-201-42050-00000	\$16,500	Arbitration costs associated with arbitrator fees, witness fees, etc.
70-201-42070-00000	\$260,000	Legal fees, EAP fees, EIP Asset Monetization fees, etc
70-201-42076-00000	\$100,000	Labor Contract and Update Document Plans funded by cash balance- Internal Services
70-201-44440-00500	\$3,000	Civil Service examinations for promotional examinations
70-201-44440-00600	\$3,000	Consortium membership & promotional examinations for all ranks
70-201-45020-00000	\$750	Copier supplies
70-201-45090-00000	\$3,500	Subscription to HR publications & purchase of supervisor training material
70-201-45300-00000	\$1,000	Office supplies and materials
<hr/>		
Expense Total:	\$575,300	
<hr/>		

HUMAN RESOURCES

Fund Total Report

Fund	Fund Description		2016 Adjusted Budget	2016 Projected Year End	2017 Budget Request
70	INTERNAL SERVICES	Revenue:	\$464,079	\$468,277	\$475,300
		Expense:	\$464,079	\$471,574	\$575,300
71	OPEB FUND	Revenue:	\$0	\$74	\$0
		Expense:	\$0	\$0	\$0
		Total Revenue:	\$464,079	\$468,351	\$475,300
		Total Expense:	\$464,079	\$471,574	\$575,300

HUMAN RESOURCES

Cost Center Total Report

Cost Center	Cost Center Description		2016 Adjusted Budget	2016 Projected Year End	2017 Budget Request
00000	NONE	Revenue:	\$460,079	\$460,154	\$469,300
		Expense:	\$460,079	\$466,466	\$569,300
00500	POLICE	Revenue:	\$2,000	\$2,000	\$3,000
		Expense:	\$2,000	\$2,500	\$3,000
00600	FIRE	Revenue:	\$2,000	\$6,197	\$3,000
		Expense:	\$2,000	\$2,609	\$3,000
		Total Revenue:	\$464,079	\$468,351	\$475,300
		Total Expense:	\$464,079	\$471,574	\$575,300

HUMAN RESOURCES

#	Jobtitle	Union	2016 Salary Per Job Title	Current Total Per Job Title	Total Increase Per Job Title	Total Longevity Per Job Title	2017 Request Per Job Title
1	DEPUTY BUSINESS ADMIN	NAFF	\$74,503	\$74,503	\$1,490	\$0	\$75,993
1	HR SPECIALIST	NAFF	\$42,343	\$42,343	\$847	\$0	\$43,190
1	HR GENERALIST	NAFF	\$55,000	\$55,000	\$0	\$0	\$55,000

				\$171,846	\$2,337	\$0	\$174,183
--	--	--	--	-----------	---------	-----	-----------

Employee Totals	
NAFF	3
Full-Time	3
Total:	3

Fund Total	
70-Int Services	\$174,183

RISK MANAGEMENT

Revenue Total		Expense Total	
Total Adj. Budget:	\$10,985,939	Total Adj. Budget:	\$10,915,519
Total Projected:	\$11,611,675	Total Projected:	\$8,878,642
Total Requested:	\$11,719,288	Total Requested:	\$12,153,899

Account #	Account Description	2016 Adjusted Budget	2016 Projected Year End	2017 Budget Request
REVENUE				
70-202-33011-00000	Miscellaneous Interest	\$0	\$8	\$0
70-202-37080-00000	Miscellaneous	\$0	\$1,126	\$0
70-202-39041-00000	Prescription Plan	\$100,000	\$140,000	\$77,980
70-202-39080-00000	Expense Reimbursements - Other	\$0	\$54,936	\$0
70-202-39090-00000	Transfer From General	\$8,355,265	\$8,355,265	\$8,799,232
70-202-39100-00000	Transfer From Recreation	\$321,173	\$321,173	\$357,476
70-202-39110-00000	Transfer From State Health	\$231,496	\$231,496	\$325,585
70-202-39150-00000	Transfer From Sewer	\$314,775	\$314,775	\$341,077
70-202-39160-00000	Transfer From Imsf	\$1,112,927	\$1,112,927	\$1,128,770
70-202-39170-00000	Transfer From Weyer Trust	\$36,946	\$36,946	\$40,048
70-202-39183-00000	Transfer From White Rose Community Te	\$30,851	\$30,851	\$30,756
COST CENTER TOTAL (NONE):		\$10,503,434	\$10,599,504	\$11,100,924
70-202-39010-00166	Retiree/Health Insurance Reimbursements-NA	\$21,000	\$29,400	\$16,568
70-202-39020-00166	Employee/Health Insurance Reimburseme	\$103,200	\$180,025	\$133,980
COST CENTER TOTAL (NAFF):		\$124,200	\$209,425	\$150,548
70-202-39010-00167	Retiree/Health Insurance Reimbursements-IB	\$2,000	\$2,800	\$1,312
70-202-39020-00167	Employee/Health Insurance Reimburseme	\$7,332	\$12,984	\$8,120
COST CENTER TOTAL (IBEW):		\$9,332	\$15,784	\$9,432
70-202-39010-00168	Retiree/Health Insurance Reimbursements-YC	\$31,000	\$43,452	\$18,975
70-202-39020-00168	Employee/Health Insurance Reimburseme	\$79,320	\$139,714	\$117,942
COST CENTER TOTAL (YCEU):		\$110,320	\$183,166	\$136,917
70-202-39010-00169	Retiree/Health Insurance Reimbursements-YP	\$1,100	\$140,000	\$77,967
70-202-39020-00169	Employee/Health Insurance Reimburseme	\$27,383	\$48,377	\$34,337
COST CENTER TOTAL (YPEA):		\$28,483	\$188,377	\$112,304
70-202-39010-00170	Retiree/Health Insurance Reimbursement-FO	\$100,000	\$174,550	\$31,062
70-202-39020-00170	Employee/Health Insurance Reimburseme	\$29,250	\$57,701	\$84,250
COST CENTER TOTAL (FOP):		\$129,250	\$232,251	\$115,312
70-202-39010-00171	Retiree/Health Insurance Reimbursements-IA	\$70,000	\$98,000	\$53,951
70-202-39020-00171	Employee/Health Insurance Reimburseme	\$10,920	\$25,168	\$39,900
COST CENTER TOTAL (IAFF):		\$80,920	\$123,168	\$93,851
FUND TOTAL (INTERNAL SERVICES):		\$10,985,939	\$11,551,675	\$11,719,288

RISK MANAGEMENT

Revenue Total		Expense Total	
Total Adj. Budget:	\$10,985,939	Total Adj. Budget:	\$10,915,519
Total Projected:	\$11,611,675	Total Projected:	\$8,878,642
Total Requested:	\$11,719,288	Total Requested:	\$12,153,899

Account #	Account Description	2016 Adjusted Budget	2016 Projected Year End	2017 Budget Request
71-202-39179-00000	Transfer From Internal Services	\$0	\$60,000	\$0
COST CENTER TOTAL (NONE):		\$0	\$60,000	\$0
FUND TOTAL (OPEB FUND):		\$0	\$60,000	\$0
REVENUE TOTAL:		\$10,985,939	\$11,611,675	\$11,719,288
EXPENDITURES				
70-202-41051-00000	Health-Paid Claims	\$5,193,084	\$4,244,726	\$6,131,900
70-202-41052-00000	Dental-Paid Claims	\$399,617	\$340,000	\$435,896
70-202-41053-00000	Vision-Paid Claims	\$65,000	\$64,116	\$55,519
70-202-41060-00000	Life Insurance	\$40,000	\$27,330	\$40,000
70-202-41070-00000	Stop Loss Insurance	\$400,000	\$214,481	\$273,551
70-202-41080-00000	Health Administrative	\$300,000	\$317,229	\$347,747
70-202-41090-00000	Workmens Comp Insurance	\$600,000	\$627,241	\$522,212
70-202-41100-00000	Unemployment Insurance	\$75,000	\$53,189	\$41,390
70-202-41110-00000	Prescription Paid Claim	\$2,618,980	\$2,127,140	\$2,718,544
70-202-43050-00000	Self-Insured Losses	\$500,000	\$113,515	\$369,346
70-202-43051-00000	Occupational and Employee Safety	\$25,000	\$7,002	\$20,000
70-202-43405-00000	OPEB Allocation Contingency	\$60,000	\$60,000	\$60,000
70-202-43406-00000	OPEB Funding	\$0	\$0	\$500,000
70-202-44330-00000	Property Insurance	\$165,000	\$210,404	\$180,000
70-202-44340-00000	Vehicle Insurance	\$120,000	\$143,851	\$139,650
70-202-44350-00000	Bond Insurance	\$500	\$400	\$400
70-202-44360-00000	General Liability Insurance	\$110,838	\$119,600	\$113,722
70-202-44380-00000	Police Profession Liability Insurance	\$95,000	\$91,902	\$100,373
70-202-44390-00000	Public Official Insurance	\$92,500	\$66,517	\$64,274
70-202-44391-00000	Insurance Fees	\$55,000	\$50,000	\$39,375
COST CENTER TOTAL (NONE):		\$10,915,519	\$8,878,642	\$12,153,899
FUND TOTAL (INTERNAL SERVICES):		\$10,915,519	\$8,878,642	\$12,153,899
EXPENSE TOTAL:		\$10,915,519	\$8,878,642	\$12,153,899

RISK MANAGEMENT

Comment Report

Account #	Requested	Comment
70-202-39010-00166	\$16,568	NAFF Employee Health Insurance Contributions
70-202-39010-00167	\$1,312	Retiree contributions
70-202-39010-00168	\$18,975	Retiree contributions
70-202-39010-00169	\$77,967	Retiree contributions
70-202-39010-00170	\$31,062	retiree contributions
70-202-39010-00171	\$53,951	Retiree contirbutions
70-202-39020-00166	\$133,980	Employee Contribution.
70-202-39020-00167	\$8,120	Employee contribution.
70-202-39020-00168	\$117,942	Employee contributions.
70-202-39020-00169	\$34,337	Employee contributions.
70-202-39020-00170	\$84,250	Employee contributions.
70-202-39020-00171	\$39,900	Employee contributions.
70-202-39041-00000	\$77,980	Prescription plan guarantees
70-202-39090-00000	\$8,799,232	Calculated: Internal Services
70-202-39100-00000	\$357,476	Calculated: Internal Services
70-202-39110-00000	\$325,585	Calculated: Internal Services
70-202-39150-00000	\$341,077	Calculated: Internal Services
70-202-39160-00000	\$1,128,770	Calculated: Internal Services
70-202-39170-00000	\$40,048	Calculated: Internal Services
70-202-39183-00000	\$30,756	Calculated: Internal Services
Revenue Total:		\$11,719,288
70-202-41051-00000	\$6,131,900	Paid Health Claims.
70-202-41052-00000	\$435,896	Paid dental claims.
70-202-41053-00000	\$55,519	Vision paid claims
70-202-41060-00000	\$40,000	Life Insurance Premiums.
70-202-41070-00000	\$273,551	Stop loss insurance premium
70-202-41080-00000	\$347,747	Health insuracne broker fees
70-202-41090-00000	\$522,212	Worker's Compensation Claims
70-202-41100-00000	\$41,390	Unemployment insurance

RISK MANAGEMENT

Comment Report

Account #	Requested	Comment
70-202-41110-00000	\$2,718,544	Prescription paid claims.
70-202-43050-00000	\$369,346	Self insured loss claims
70-202-43051-00000	\$20,000	Occupational & Health Claims.
70-202-43405-00000	\$60,000	Other Post Employee Benefits.
70-202-43406-00000	\$500,000	To fund OPEB obligation using cash balance
70-202-44330-00000	\$180,000	Property insurance premium
70-202-44340-00000	\$139,650	Vehicle insurance claims
70-202-44350-00000	\$400	Bonds for Business Administrator & Assistance Solicitor
70-202-44360-00000	\$113,722	General liability
70-202-44380-00000	\$100,373	Police Professional Liability
70-202-44390-00000	\$64,274	Public Officials liability
70-202-44391-00000	\$39,375	Insurance fees
Expense Total:	\$12,153,899	

RISK MANAGEMENT

Fund Total Report

Fund	Fund Description		2016 Adjusted Budget	2016 Projected Year End	2017 Budget Request
70	INTERNAL SERVICES	Revenue:	\$10,985,939	\$11,551,675	\$11,719,288
		Expense:	\$10,915,519	\$8,878,642	\$12,153,899
71	OPEB FUND	Revenue:	\$0	\$60,000	\$0
		Expense:	\$0	\$0	\$0
		Total Revenue:	\$10,985,939	\$11,611,675	\$11,719,288
		Total Expense:	\$10,915,519	\$8,878,642	\$12,153,899

RISK MANAGEMENT

Cost Center Total Report

Cost Center	Cost Center Description		2016 Adjusted Budget	2016 Projected Year End	2017 Budget Request
00000	NONE	Revenue:	\$10,503,434	\$10,659,504	\$11,100,924
		Expense:	\$10,915,519	\$8,878,642	\$12,153,899
00166	NAFF	Revenue:	\$124,200	\$209,425	\$150,548
		Expense:	\$0	\$0	\$0
00167	IBEW	Revenue:	\$9,332	\$15,784	\$9,432
		Expense:	\$0	\$0	\$0
00168	YCEU	Revenue:	\$110,320	\$183,166	\$136,917
		Expense:	\$0	\$0	\$0
00169	YPEA	Revenue:	\$28,483	\$188,377	\$112,304
		Expense:	\$0	\$0	\$0
00170	FOP	Revenue:	\$129,250	\$232,251	\$115,312
		Expense:	\$0	\$0	\$0
00171	IAFF	Revenue:	\$80,920	\$123,168	\$93,851
		Expense:	\$0	\$0	\$0
		Total Revenue:	\$10,985,939	\$11,611,675	\$11,719,288
		Total Expense:	\$10,915,519	\$8,878,642	\$12,153,899

FINANCE

Revenue Total		Expense Total	
Total Adj. Budget:	\$50,429,926	Total Adj. Budget:	\$20,458,618
Total Projected:	\$50,759,551	Total Projected:	\$20,442,325
Total Requested:	\$52,010,087	Total Requested:	\$21,228,449

Account #	Account Description	2016 Adjusted Budget	2016 Projected Year End	2017 Budget Request
REVENUE				
10-210-30060-00000	Earned Income	\$2,350,000	\$2,500,000	\$2,350,000
10-210-30063-00000	Earned Income-Distressed Pension	\$2,500,000	\$3,100,000	\$2,900,000
10-210-30070-00000	Local Services Tax	\$1,215,000	\$1,157,234	\$1,200,000
10-210-30080-00000	Mercantile/Business Privilege	\$3,200,000	\$3,250,000	\$3,100,000
10-210-30082-00000	Admissions Tax	\$75,000	\$14,792	\$20,000
10-210-30083-00000	Parking Tax	\$250,000	\$250,000	\$250,000
10-210-31100-00000	Cable Tv Franchise Licenses	\$310,000	\$343,921	\$326,170
10-210-31282-00000	Parking Tax License Fee	\$12,000	\$9,330	\$9,500
10-210-31284-00000	BYOB Permits	\$0	\$150	\$0
10-210-32030-00000	Ticket Notice Fees	\$55,000	\$72,000	\$60,000
10-210-32060-00000	Parking Fines - City, State, Sweeping	\$1,300,000	\$1,450,000	\$1,500,000
10-210-32080-00000	State Police Fines	\$17,000	\$13,941	\$15,000
10-210-32110-00000	Bad Checks	\$0	\$2,354	\$0
10-210-32120-00000	Bad Check Charge	\$0	\$225	\$0
10-210-33011-00000	Miscellaneous Interest	\$0	\$3	\$0
10-210-34100-00000	Public Utility - Purta	\$35,000	\$35,000	\$35,000
10-210-35300-00000	Refuse Fees	\$5,475,000	\$5,515,782	\$5,716,000
10-210-35320-00000	Hazardous Waste Fees	\$70,000	\$47,066	\$50,000
10-210-35511-00000	No Parking Sign Fee	\$500	\$500	\$500
10-210-35654-00000	Residential Parking Permits	\$500	\$500	\$500
10-210-35655-00000	Residential Handicapped Parking Permit	\$2,300	\$1,980	\$2,000
10-210-36033-00000	Contributions in Lieu of Taxes	\$500,000	\$633,000	\$600,000
10-210-37080-00000	Miscellaneous	\$0	\$68	\$0
10-210-39083-00000	GA Reimbursement - Other Reimbursable A	\$141,000	\$141,000	\$141,000
10-210-39150-00000	Transfer From Sewer	\$3,560,729	\$3,560,729	\$3,503,718
10-210-39160-00000	Transfer From Imsf	\$698,649	\$698,649	\$746,325
COST CENTER TOTAL (NONE):		\$21,767,678	\$22,793,515	\$22,525,713
FUND TOTAL (GENERAL):		\$21,767,678	\$22,793,515	\$22,525,713
40-210-30010-00000	Real Estate	\$2,021,717	\$1,981,282	\$2,164,762
40-210-30020-00000	Tax Claim	\$80,000	\$174,592	\$95,000
40-210-34130-00000	Pension-State Aid	\$1,900,000	\$1,951,092	\$1,900,000
COST CENTER TOTAL (NONE):		\$4,001,717	\$4,106,967	\$4,159,762
FUND TOTAL (1995 BISF):		\$4,001,717	\$4,106,967	\$4,159,762
41-210-30010-00000	Real Estate	\$334,023	\$327,342	\$163,462
41-210-30020-00000	Tax Claim	\$30,000	\$64,000	\$45,000
COST CENTER TOTAL (NONE):		\$364,023	\$391,342	\$208,462
FUND TOTAL (1998 BISF):		\$364,023	\$391,342	\$208,462
42-210-30010-00000	Real Estate	\$588,935	\$577,156	\$587,578
42-210-30020-00000	Tax Claim	\$30,000	\$50,000	\$40,000
42-210-39178-00000	Transfer From Ice Rink	\$10,000	\$0	\$0

FINANCE

Revenue Total		Expense Total	
Total Adj. Budget:	\$50,429,926	Total Adj. Budget:	\$20,458,618
Total Projected:	\$50,759,551	Total Projected:	\$20,442,325
Total Requested:	\$52,010,087	Total Requested:	\$21,228,449

Account #	Account Description	2016 Adjusted Budget	2016 Projected Year End	2017 Budget Request
COST CENTER TOTAL (NONE):		\$628,935	\$627,156	\$627,578
FUND TOTAL (2001 ICE RINK BISF):		\$628,935	\$627,156	\$627,578
43-210-30020-00000	Tax Claim	\$0	\$1,132	\$0
COST CENTER TOTAL (NONE):		\$0	\$1,132	\$0
FUND TOTAL (2002 BISF):		\$0	\$1,132	\$0
44-210-37156-00000	Credit Interest Payment(IRS)	\$58,940	\$52,888	\$55,353
44-210-38091-00000	Leases	\$183,508	\$174,108	\$174,108
44-210-39090-00000	Transfer from General	\$527,392	\$527,392	\$532,255
44-210-39100-00000	Transfer from Recreation	\$57,159	\$57,159	\$57,127
44-210-39150-00000	Transfer from Sewer	\$422,102	\$422,102	\$421,857
COST CENTER TOTAL (NONE):		\$1,249,100	\$1,233,649	\$1,240,700
FUND TOTAL (2011 BISF):		\$1,249,100	\$1,233,649	\$1,240,700
60-210-35290-00000	Sewer Fees	\$10,547,649	\$9,800,000	\$10,940,143
60-210-35350-00000	Tax & Sewer Certification/Copying	\$3,750	\$3,375	\$3,500
COST CENTER TOTAL (NONE):		\$10,551,399	\$9,803,375	\$10,943,643
60-210-35400-00019	Debt Service - Manchester Township	\$443,701	\$443,701	\$467,598
COST CENTER TOTAL (MANCHESTER TWP):		\$443,701	\$443,701	\$467,598
60-210-35400-00020	Debt Service - North York Borough	\$83,002	\$83,002	\$87,472
COST CENTER TOTAL (NORTH YORK BOROUGH):		\$83,002	\$83,002	\$87,472
60-210-35400-00021	Debt Service - Spring Garden Township	\$591,259	\$591,259	\$623,104
COST CENTER TOTAL (SPRING GARDEN TWP):		\$591,259	\$591,259	\$623,104
60-210-35400-00022	Debt Service - Springettsbury Township	\$601,000	\$601,000	\$601,000
60-210-35410-00022	Capacity Sale	\$230,000	\$230,000	\$230,000
COST CENTER TOTAL (SPRINGETTSBURY TWP):		\$831,000	\$831,000	\$831,000
60-210-35400-00023	Debt Service - West Manchester Townshi	\$681,434	\$681,434	\$718,135
COST CENTER TOTAL (WEST MANCHESTER TWP):		\$681,434	\$681,434	\$718,135
60-210-35400-00024	Debt Service - West York	\$223,387	\$223,387	\$235,419

FINANCE

Revenue Total		Expense Total	
Total Adj. Budget:	\$50,429,926	Total Adj. Budget:	\$20,458,618
Total Projected:	\$50,759,551	Total Projected:	\$20,442,325
Total Requested:	\$52,010,087	Total Requested:	\$21,228,449

Account #	Account Description	2016 Adjusted Budget	2016 Projected Year End	2017 Budget Request
COST CENTER TOTAL (WEST YORK BOROUGH):		\$223,387	\$223,387	\$235,419
60-210-35400-00025	Debt Service - York Township	\$718,836	\$718,836	\$757,552
COST CENTER TOTAL (YORK TOWNSHIP):		\$718,836	\$718,836	\$757,552
FUND TOTAL (SEWER):		\$14,124,019	\$13,375,995	\$14,663,923
61-210-35380-00019	Treatment Charge	\$869,159	\$869,159	\$943,682
COST CENTER TOTAL (MANCHESTER TWP):		\$869,159	\$869,159	\$943,682
61-210-35380-00020	Treatment Charge	\$147,333	\$147,332	\$149,374
COST CENTER TOTAL (NORTH YORK BOROUGH):		\$147,333	\$147,332	\$149,374
61-210-35380-00021	Treatment Charge	\$1,212,056	\$1,229,648	\$1,243,544
COST CENTER TOTAL (SPRING GARDEN TWP):		\$1,212,056	\$1,229,648	\$1,243,544
61-210-35380-00022	Treatment Charge	\$32,368	\$32,368	\$32,695
COST CENTER TOTAL (SPRINGETTSBURY TWP):		\$32,368	\$32,368	\$32,695
61-210-35380-00023	Treatment Charge	\$1,095,305	\$1,095,305	\$1,128,445
COST CENTER TOTAL (WEST MANCHESTER TWP):		\$1,095,305	\$1,095,305	\$1,128,445
61-210-35380-00024	Treatment Charge	\$914,683	\$914,683	\$922,400
COST CENTER TOTAL (WEST YORK BOROUGH):		\$914,683	\$914,683	\$922,400
61-210-35380-00025	Treatment Charge	\$1,171,967	\$1,171,967	\$1,187,318
COST CENTER TOTAL (YORK TOWNSHIP):		\$1,171,967	\$1,171,967	\$1,187,318
61-210-35380-00026	Treatment Charge	\$2,770,484	\$2,735,300	\$2,976,492
COST CENTER TOTAL (YORK CITY):		\$2,770,484	\$2,735,300	\$2,976,492
FUND TOTAL (IMSF):		\$8,213,355	\$8,195,762	\$8,583,950

FINANCE

Revenue Total		Expense Total	
Total Adj. Budget:	\$50,429,926	Total Adj. Budget:	\$20,458,618
Total Projected:	\$50,759,551	Total Projected:	\$20,442,325
Total Requested:	\$52,010,087	Total Requested:	\$21,228,449

Account #	Account Description	2016 Adjusted Budget	2016 Projected Year End	2017 Budget Request
62-210-35390-00019	Sewer Charge - Transportation	\$1,500	\$682	\$0
COST CENTER TOTAL (MANCHESTER TWP):		\$1,500	\$682	\$0
62-210-35390-00020	Sewer Charge - Transportation	\$2,600	\$1,499	\$0
COST CENTER TOTAL (NORTH YORK BOROUGH):		\$2,600	\$1,499	\$0
62-210-35390-00021	Sewer Charge - Transportation	\$21,000	\$9,464	\$0
COST CENTER TOTAL (SPRING GARDEN TWP):		\$21,000	\$9,464	\$0
62-210-35390-00023	Sewer Charge - Transportation	\$19,000	\$9,495	\$0
COST CENTER TOTAL (WEST MANCHESTER TWP):		\$19,000	\$9,495	\$0
62-210-35390-00024	Sewer Charge - Transportation	\$18,000	\$3,446	\$0
COST CENTER TOTAL (WEST YORK BOROUGH):		\$18,000	\$3,446	\$0
62-210-35390-00025	Sewer Charge - Transportation	\$19,000	\$9,446	\$0
COST CENTER TOTAL (YORK TOWNSHIP):		\$19,000	\$9,446	\$0
FUND TOTAL (SEWER TRANSPORTATION):		\$81,100	\$34,033	\$0
REVENUE TOTAL:		\$50,429,926	\$50,759,551	\$52,010,087

EXPENDITURES

10-210-40010-00000	Salaries/Wages	\$199,609	\$189,580	\$244,841
10-210-40020-00000	Part Time Employees	\$0	\$1,408	\$0
10-210-40030-00000	Overtime	\$0	\$25	\$0
10-210-40040-00000	Shift Differential	\$0	\$0	\$0
10-210-40050-00000	Vacation	\$0	\$3,486	\$0
10-210-40060-00000	Holiday	\$0	\$4,799	\$0
10-210-40070-00000	Sick	\$0	\$2,079	\$0
10-210-40080-00000	Bereavement	\$0	\$247	\$0
10-210-41010-00000	Fica	\$15,270	\$15,424	\$18,750
10-210-42040-00000	Audit	\$77,000	\$77,000	\$77,000
10-210-42070-00000	Other Professional Services	\$114,000	\$137,586	\$114,000
10-210-43120-00000	Interest Expense	\$0	\$9,254	\$10,000
10-210-43150-00000	Interfund Transfer	\$527,392	\$527,392	\$766,787
10-210-43170-00000	Refunds	\$0	\$262	\$0
10-210-43190-00000	Central Services Allocations	\$25,567	\$25,567	\$25,804
10-210-43191-00000	Info Systems Allocations	\$18,419	\$18,419	\$18,081
10-210-43192-00000	Human Resources Allocations	\$7,146	\$7,146	\$6,595
10-210-43193-00000	Insurance Allocations	\$110,597	\$110,597	\$121,422
10-210-43194-00000	Business Administration Allocations	\$39,029	\$39,029	\$35,133
10-210-44030-00000	Association Dues/Conferences	\$453	\$300	\$0

FINANCE

Revenue Total		Expense Total	
Total Adj. Budget:	\$50,429,926	Total Adj. Budget:	\$20,458,618
Total Projected:	\$50,759,551	Total Projected:	\$20,442,325
Total Requested:	\$52,010,087	Total Requested:	\$21,228,449

Account #	Account Description	2016 Adjusted Budget	2016 Projected Year End	2017 Budget Request
10-210-44210-00000	Other Repair Service	\$50	\$0	\$50
10-210-45020-00000	Office/Data Processing	\$1,100	\$700	\$900
COST CENTER TOTAL (NONE):		\$1,135,632	\$1,170,300	\$1,439,362
10-210-40010-00043	Salaries/Wages	\$0	\$314	\$0
10-210-40050-00043	Vacation	\$0	\$85	\$0
10-210-40060-00043	Holiday	\$0	\$142	\$0
10-210-40070-00043	Sick	\$0	\$29	\$0
10-210-41010-00043	Fica	\$0	\$43	\$0
COST CENTER TOTAL (LOTS):		\$0	\$613	\$0
FUND TOTAL (GENERAL):		\$1,135,632	\$1,170,913	\$1,439,362
40-210-43110-00000	Trustee Fees	\$1,525	\$1,525	\$1,525
40-210-43130-00000	Principal Expense	\$3,990,000	\$3,990,000	\$4,150,000
COST CENTER TOTAL (NONE):		\$3,991,525	\$3,991,525	\$4,151,525
FUND TOTAL (1995 BISF):		\$3,991,525	\$3,991,525	\$4,151,525
41-210-43110-00000	Trustee Fees	\$1,100	\$935	\$1,100
41-210-43130-00000	Principal Expense	\$360,000	\$360,000	\$200,000
COST CENTER TOTAL (NONE):		\$361,100	\$360,935	\$201,100
FUND TOTAL (1998 BISF):		\$361,100	\$360,935	\$201,100
42-210-43110-00000	Trustee Fees	\$3,000	\$168	\$3,000
42-210-43120-00000	Interest Expense	\$156,403	\$156,403	\$130,140
42-210-43130-00000	Principal Expense	\$465,000	\$465,000	\$490,000
COST CENTER TOTAL (NONE):		\$624,403	\$621,571	\$623,140
FUND TOTAL (2001 ICE RINK BISF):		\$624,403	\$621,571	\$623,140
44-210-43110-00000	Trustee Fees	\$1,000	\$1,000	\$1,000
44-210-43120-00000	Interest Expense	\$953,100	\$953,100	\$929,700
44-210-43130-00000	Principal Expense	\$295,000	\$295,000	\$310,000
COST CENTER TOTAL (NONE):		\$1,249,100	\$1,249,100	\$1,240,700
FUND TOTAL (2011 BISF):		\$1,249,100	\$1,249,100	\$1,240,700
60-210-40010-00000	Salaries/Wages	\$147,332	\$143,618	\$149,975
60-210-40030-00000	Overtime	\$0	\$135	\$0
60-210-40040-00000	Shift Differential	\$0	\$19	\$0
60-210-40050-00000	Vacation	\$0	\$3,335	\$0
60-210-40060-00000	Holiday	\$0	\$3,697	\$0

FINANCE

Revenue Total		Expense Total	
Total Adj. Budget:	\$50,429,926	Total Adj. Budget:	\$20,458,618
Total Projected:	\$50,759,551	Total Projected:	\$20,442,325
Total Requested:	\$52,010,087	Total Requested:	\$21,228,449

Account #	Account Description	2016 Adjusted Budget	2016 Projected Year End	2017 Budget Request
60-210-40070-00000	Sick	\$0	\$2,087	\$0
60-210-40080-00000	Bereavement	\$0	\$274	\$0
60-210-41010-00000	FICA	\$11,271	\$11,558	\$11,500
60-210-41130-00000	Clothing/Shoes/Uniforms/Equipment	\$700	\$0	\$0
60-210-42040-00000	Audit	\$8,000	\$8,000	\$8,000
60-210-42080-00000	Collection Fees	\$30,000	\$28,675	\$40,000
60-210-43090-00000	Indirect Costs	\$805,766	\$805,766	\$873,321
60-210-43131-00000	Sewer Lease/Debt Service	\$5,123,565	\$5,123,565	\$5,399,513
60-210-43150-00000	Interfund Transfer	\$3,177,065	\$3,177,065	\$3,052,498
60-210-43170-00000	Refunds	\$0	\$888	\$0
60-210-43190-00000	Central Services Allocations	\$8,057	\$8,057	\$8,965
60-210-43191-00000	Info Systems Allocations	\$12,050	\$12,050	\$11,829
60-210-43192-00000	Human Resources Allocations	\$4,764	\$4,764	\$4,571
60-210-43193-00000	Insurance Allocations	\$106,021	\$106,021	\$109,322
60-210-43194-00000	Business Administration Allocations	\$26,020	\$26,020	\$24,350
60-210-44170-00000	Building Rent	\$6,489	\$6,489	\$6,489
60-210-44280-00000	Data Processing	\$110,300	\$92,134	\$99,000
60-210-44290-00000	Township Sewer Agreement	\$23,700	\$23,616	\$23,700
60-210-44300-00000	Sewer Treatment	\$2,770,484	\$2,735,300	\$2,976,492
60-210-45020-00000	Office/Data Processing	\$1,000	\$716	\$1,000
COST CENTER TOTAL (NONE):		\$12,372,585	\$12,323,849	\$12,800,524
FUND TOTAL (SEWER):		\$12,372,585	\$12,323,849	\$12,800,524
61-210-40010-00000	Salaries/Wages	\$7,791	\$7,476	\$7,950
61-210-40050-00000	Vacation	\$0	\$68	\$0
61-210-40060-00000	Holiday	\$0	\$146	\$0
61-210-40070-00000	Sick	\$0	\$190	\$0
61-210-40080-00000	Bereavement	\$0	\$59	\$0
61-210-41010-00000	Fica	\$596	\$607	\$596
61-210-42040-00000	Audit	\$14,500	\$14,500	\$14,500
61-210-43090-00000	Indirect Costs	\$698,649	\$698,649	\$746,325
61-210-43190-00000	Central Services Allocations	\$345	\$345	\$384
61-210-43191-00000	Info Systems Allocations	\$516	\$516	\$507
61-210-43192-00000	Human Resources Allocations	\$204	\$204	\$196
61-210-43193-00000	Insurance Allocations	\$557	\$557	\$596
61-210-43194-00000	Business Administration Allocations	\$1,115	\$1,115	\$1,044
COST CENTER TOTAL (NONE):		\$724,274	\$724,432	\$772,097
FUND TOTAL (IMSF):		\$724,274	\$724,432	\$772,097
EXPENSE TOTAL:		\$20,458,618	\$20,442,325	\$21,228,449

FINANCE

Comment Report

Account #	Requested	Comment
10-210-30060-00000	\$2,350,000	Based on historical collections
10-210-30063-00000	\$2,900,000	Based on historical collections
10-210-30070-00000	\$1,200,000	Based on Historical Collections
10-210-30080-00000	\$3,100,000	Based on Historical Collections
10-210-30082-00000	\$20,000	Based on prior years collections
10-210-30083-00000	\$250,000	Based on prior years collections
10-210-31100-00000	\$326,170	Based on previous years collections.
10-210-31282-00000	\$9,500	Based on current collections
10-210-32030-00000	\$60,000	Based on prior years collections
10-210-32060-00000	\$1,500,000	Based on historical collections and having an additional full time PEO.
10-210-32080-00000	\$15,000	Based on current collections
10-210-34100-00000	\$35,000	Based on Prior Years Collections
10-210-35300-00000	\$5,716,000	Based on current collections and an increase of \$1.00 per month from \$25.85 to \$26.85.
10-210-35320-00000	\$50,000	Based on current collections
10-210-35511-00000	\$500	Based on average collections from previous years
10-210-35654-00000	\$500	Based on prior years collections
10-210-35655-00000	\$2,000	Residential Hanicapped Permits
10-210-36033-00000	\$600,000	Based on historical collections
10-210-39083-00000	\$141,000	According to Agreement with the General Authority
10-210-39150-00000	\$3,503,718	Calculated Indirect Costs 10/20/16
10-210-39160-00000	\$746,325	Calculated 10/20/16
40-210-30010-00000	\$2,164,762	Based on assessed value of \$990,630,975 (Nov 2016) @ 2.45 mils 89% collection rate
40-210-30020-00000	\$95,000	Anticipated revenue
40-210-34130-00000	\$1,900,000	Anticipated State Aid
41-210-30010-00000	\$163,462	Based on assessed value of \$990,630,975 (Nov 2016) @ .185 mils 89% collection rate
41-210-30020-00000	\$45,000	Anticipated revenue
42-210-30010-00000	\$587,578	Based on assessed value of \$990,630,975 (Nov 2016) @ .665 mils 89% collection rate

FINANCE

Comment Report

Account #	Requested	Comment
42-210-30020-00000	\$40,000	Anticipated collections
44-210-37156-00000	\$55,353	Anticipated Federal Subsidy
44-210-38091-00000	\$174,108	Anticipated lease payments from Santander, Family First, and City departments located at 101 S. George St.
44-210-39090-00000	\$532,255	General Fund portion of Debt Service
44-210-39100-00000	\$57,127	Recreation Fund portion of Debt Service
44-210-39150-00000	\$421,857	Sewer Fund portion of Debt Service
60-210-35290-00000	\$10,940,143	Based on previous collections, aggressive collections and an increase in rate per 1000 gallons from \$8.75 to \$9.15
60-210-35350-00000	\$3,500	140 history reports @ \$25.00
60-210-35400-00019	\$467,598	According to Debt Service Schedule.
60-210-35400-00020	\$87,472	According to Debt Service Schedule
60-210-35400-00021	\$623,104	According to Debt Service Schedule
60-210-35400-00022	\$601,000	Share of Debt Service per agreement
60-210-35400-00023	\$718,135	According to Debt Service Schedule
60-210-35400-00024	\$235,419	According to Debt Service Schedule
60-210-35400-00025	\$757,552	According to Debt Service Schedule
60-210-35410-00022	\$230,000	According to Agreement
61-210-35380-00019	\$943,682	To be recalculated.
61-210-35380-00020	\$149,374	To be recalculated..
61-210-35380-00021	\$1,243,544	To be recalculated.
61-210-35380-00022	\$32,695	To be recalculated.
61-210-35380-00023	\$1,128,445	To be recalculated.
61-210-35380-00024	\$922,400	To be recalculated.
61-210-35380-00025	\$1,187,318	To be recalculated.
61-210-35380-00026	\$2,976,492	To be recalculated.
Revenue Total:	\$52,010,087	
10-210-40010-00000	\$244,841	COMPUTED BY FORMULA.
10-210-41010-00000	\$18,750	FICA

FINANCE

Comment Report

Account #	Requested	Comment
10-210-42040-00000	\$77,000	Cost of 2016 Audit
10-210-42070-00000	\$114,000	Financials \$86,000.00, TRAN costs \$23,000.00 and \$5,000.00 Unexpected costs
10-210-43120-00000	\$10,000	interest expense.
10-210-43150-00000	\$766,787	According to Debt Service Schedule (2011 & 2011 B)\$531,254.87 and transfer to Recreation \$235,532.00
10-210-43190-00000	\$25,804	Calculated: Internal Services
10-210-43191-00000	\$18,081	Calculated: Internal Services
10-210-43192-00000	\$6,595	Calculated: Internal Services
10-210-43193-00000	\$121,422	Calculated: Internal Services
10-210-43194-00000	\$35,133	Calculated: Internal Services
10-210-44210-00000	\$50	For emergency repairs
10-210-45020-00000	\$900	Office Supplies
40-210-43110-00000	\$1,525	Annual Paying Agent Fee
40-210-43130-00000	\$4,150,000	According to Debt Service Schedule
41-210-43110-00000	\$1,100	Annual Paying Agent Fee
41-210-43130-00000	\$200,000	Per Debt Service Schedule
42-210-43110-00000	\$3,000	Annual Paying Agent Fee
42-210-43120-00000	\$130,140	According to Debt Service Schedule
42-210-43130-00000	\$490,000	According to Debt Service Schedule
44-210-43110-00000	\$1,000	Annual Paying Agent Fee
44-210-43120-00000	\$929,700	According to Debt Service Schedule
44-210-43130-00000	\$310,000	According to Debt Service Schedule
60-210-40010-00000	\$149,975	COMPUTED BY FORMULA.
60-210-41010-00000	\$11,500	FICA
60-210-42040-00000	\$8,000	Sewer Fund share of the 2016 Audit
60-210-42080-00000	\$40,000	Water Company shut off postings, Liens
60-210-43090-00000	\$873,321	Calculated 10/20/16
60-210-43131-00000	\$5,399,513	According to debt service schedule
60-210-43150-00000	\$3,052,498	Transfer to General Fund and 2011 BISF

FINANCE

Comment Report

Account #	Requested	Comment
60-210-43190-00000	\$8,965	Calculated: Internal Services
60-210-43191-00000	\$11,829	Calculated: Internal Services
60-210-43192-00000	\$4,571	Calculated: Internal Services
60-210-43193-00000	\$109,322	Calculated: Internal Services
60-210-43194-00000	\$24,350	Calculated: Internal Services
60-210-44170-00000	\$6,489	Building Rent for 101 S. George Street based on square footage and the number of employees charged to the Sewer Fund
60-210-44280-00000	\$99,000	Lockbox \$18,000.00, Postage \$46,000.00, Pemcor(Sewer Billing) \$30,300.00, York Water Company \$1,200.00, \$3,500.00 Misc. (Unexpected Increases)
60-210-44290-00000	\$23,700	Per Agreement for Pine Hill Farms
60-210-44300-00000	\$2,976,492	To be recalculated.
60-210-45020-00000	\$1,000	Anticipated office and posting supplies
61-210-40010-00000	\$7,950	Salaries.
61-210-41010-00000	\$596	FICA
61-210-42040-00000	\$14,500	Intermunicipal Sewer Fund share of 2016 audit
61-210-43090-00000	\$746,325	Calcualted 10/20/16
61-210-43190-00000	\$384	Calculated: Internal Services
61-210-43191-00000	\$507	Calculated: Internal Services
61-210-43192-00000	\$196	Calculated: Internal Services
61-210-43193-00000	\$596	Calculated: Internal Services
61-210-43194-00000	\$1,044	Calculated: Internal Services
Expense Total:	\$21,228,449	

FINANCE

Fund Total Report

Fund	Fund Description		2016 Adjusted Budget	2016 Projected Year End	2017 Budget Request
10	GENERAL	Revenue:	\$21,767,678	\$22,793,515	\$22,525,713
		Expense:	\$1,135,632	\$1,170,913	\$1,439,362
40	1995 BISF	Revenue:	\$4,001,717	\$4,106,967	\$4,159,762
		Expense:	\$3,991,525	\$3,991,525	\$4,151,525
41	1998 BISF	Revenue:	\$364,023	\$391,342	\$208,462
		Expense:	\$361,100	\$360,935	\$201,100
42	2001 ICE RINK BISF	Revenue:	\$628,935	\$627,156	\$627,578
		Expense:	\$624,403	\$621,571	\$623,140
43	2002 BISF	Revenue:	\$0	\$1,132	\$0
		Expense:	\$0	\$0	\$0
44	2011 BISF	Revenue:	\$1,249,100	\$1,233,649	\$1,240,700
		Expense:	\$1,249,100	\$1,249,100	\$1,240,700
60	SEWER	Revenue:	\$14,124,019	\$13,375,995	\$14,663,923
		Expense:	\$12,372,585	\$12,323,849	\$12,800,524
61	IMSF	Revenue:	\$8,213,355	\$8,195,762	\$8,583,950
		Expense:	\$724,274	\$724,432	\$772,097
62	SEWER TRANSPORTATION	Revenue:	\$81,100	\$34,033	\$0
		Expense:	\$0	\$0	\$0
		Total Revenue:	\$50,429,926	\$50,759,551	\$52,010,087
		Total Expense:	\$20,458,618	\$20,442,325	\$21,228,449

FINANCE

Cost Center Total Report

Cost Center	Cost Center Description		2016 Adjusted Budget	2016 Projected Year End	2017 Budget Request
00000	NONE	Revenue:	\$38,562,852	\$38,957,136	\$39,705,857
		Expense:	\$20,458,618	\$20,441,712	\$21,228,449
00019	MANCHESTER TWP	Revenue:	\$1,314,360	\$1,313,542	\$1,411,280
		Expense:	\$0	\$0	\$0
00020	NORTH YORK BOROUGH	Revenue:	\$232,935	\$231,833	\$236,846
		Expense:	\$0	\$0	\$0
00021	SPRING GARDEN TWP	Revenue:	\$1,824,315	\$1,830,371	\$1,866,648
		Expense:	\$0	\$0	\$0
00022	SPRINGETTSBURY TWP	Revenue:	\$863,368	\$863,368	\$863,695
		Expense:	\$0	\$0	\$0
00023	WEST MANCHESTER TWP	Revenue:	\$1,795,739	\$1,786,235	\$1,846,580
		Expense:	\$0	\$0	\$0
00024	WEST YORK BOROUGH	Revenue:	\$1,156,070	\$1,141,516	\$1,157,819
		Expense:	\$0	\$0	\$0
00025	YORK TOWNSHIP	Revenue:	\$1,909,803	\$1,900,249	\$1,944,870
		Expense:	\$0	\$0	\$0
00026	YORK CITY	Revenue:	\$2,770,484	\$2,735,300	\$2,976,492
		Expense:	\$0	\$0	\$0
00043	LOTS	Revenue:	\$0	\$0	\$0
		Expense:	\$0	\$613	\$0
		Total Revenue:	\$50,429,926	\$50,759,551	\$52,010,087
		Total Expense:	\$20,458,618	\$20,442,325	\$21,228,449

FINANCE

#	Jobtitle	Union	2016 Salary Per Job Title	Current Total Per Job Title	Total Increase Per Job Title	Total Longevity Per Job Title	2017 Request Per Job Title
1	ACCOUNTING ASSISTANT	NAFF	\$37,404	\$37,404	\$748	\$0	\$38,152
1	CITY ACCOUNTANT I	NAFF	\$48,000	\$48,000	\$960	\$0	\$48,960
1	CITY ACCOUNTANT I	NAFF	\$48,351	\$48,351	\$967	\$0	\$49,318
1	CITY ACCOUNTANT I	NAFF	\$48,000	\$48,000	\$960	\$0	\$48,960
1	CLERK II CASHIER	YPEA	\$34,426	\$34,426	\$664	\$2,105	\$37,195
1	CLERK II CASHIER	YPEA	\$34,426	\$34,426	\$663	\$2,983	\$38,072
1	CLERK II CASHIER	YPEA	\$34,426	\$34,426	\$664	\$2,105	\$37,195
1	DEPUTY BUSINESS ADMIN	NAFF	\$73,733	\$73,733	\$1,475	\$0	\$75,208
1	FINANCIAL ANALYST	NAFF	\$51,940	\$51,940	\$1,039	\$0	\$52,979
1	REVENUE SUPERVISOR	NAFF	\$47,577	\$47,577	\$952	\$0	\$48,528
1	WATER SERVICE TERM POSTER	NAFF	\$31,251	\$31,251	\$625	\$0	\$31,876
				\$489,534	\$9,716	\$7,193	\$506,443

Employee Totals	
NAFF	8
Full-Time	8
YPEA	3
Full-Time	3
Total:	11

Fund Total	
10-General	\$244,841
61-IMSF	\$7,947
60-Sewer	\$149,975
Total:	\$402,763

*50% of Finance Analyst to 10-230	-\$26,489
*30% of Revenue Supv to 10-230	-\$14,559
*50% of City Accountant to 70-213	-\$24,480
*100% of Accounting Asst to 10-230	-\$38,152
	<u>-\$103,680</u>
	<u>\$506,443</u>

CENTRAL SERVICES

Revenue Total		Expense Total	
Total Adj. Budget:	\$856,056	Total Adj. Budget:	\$856,056
Total Projected:	\$856,196	Total Projected:	\$856,943
Total Requested:	\$1,010,955	Total Requested:	\$985,655

Account #	Account Description	2016 Adjusted Budget	2016 Projected Year End	2017 Budget Request
REVENUE				
70-213-37080-00000	Miscellaneous	\$0	\$140	\$0
70-213-39090-00000	Transfer From General	\$677,678	\$677,678	\$798,066
70-213-39100-00000	Transfer From Recreation	\$37,984	\$37,984	\$44,767
70-213-39110-00000	Transfer From State Health	\$25,782	\$25,782	\$32,819
70-213-39150-00000	Transfer From Sewer	\$27,949	\$27,949	\$31,930
70-213-39160-00000	Transfer From Imsf	\$82,389	\$82,389	\$98,204
70-213-39170-00000	Transfer From Weyer Trust	\$2,747	\$2,747	\$3,298
70-213-39183-00000	Transfer From White Rose Community Te	\$1,527	\$1,527	\$1,872
COST CENTER TOTAL (NONE):		\$856,056	\$856,196	\$1,010,955
FUND TOTAL (INTERNAL SERVICES):		\$856,056	\$856,196	\$1,010,955
REVENUE TOTAL:		\$856,056	\$856,196	\$1,010,955
EXPENDITURES				
70-213-40010-00000	Salaries/Wages	\$93,689	\$87,620	\$94,264
70-213-40050-00000	Vacation	\$0	\$1,560	\$0
70-213-40060-00000	Holiday	\$0	\$2,241	\$0
70-213-40070-00000	Sick	\$0	\$120	\$0
70-213-41010-00000	FICA	\$7,167	\$7,003	\$7,211
70-213-41140-00000	Tuition Reimbursement	\$0	\$0	\$20,500
70-213-42070-00000	Other Professional Services	\$6,000	\$6,000	\$60,000
70-213-43012-00000	Travel & Training	\$0	\$0	\$103,120
70-213-43020-00000	Training	\$26,000	\$26,000	\$0
70-213-43030-00000	Contributions	\$22,000	\$22,000	\$22,000
70-213-43200-00000	Merchant/Bank Fees	\$81,500	\$81,500	\$70,000
70-213-44010-00000	Postage/Shipping	\$70,000	\$70,000	\$70,000
70-213-44020-00000	Printing/Binding	\$15,000	\$20,000	\$21,540
70-213-44030-00000	Association Dues/Conferences	\$26,500	\$26,500	\$0
70-213-44040-00000	Advertising	\$59,596	\$59,596	\$70,000
70-213-44050-00000	Telephone	\$240,000	\$240,000	\$225,000
70-213-44180-00000	Vehicle/Equipment Rental	\$1,484	\$1,484	\$1,500
70-213-44420-00000	Wireless Commun	\$100,000	\$98,198	\$113,400
70-213-45010-00000	Food	\$120	\$120	\$120
70-213-45050-00000	Janitorial Supplies	\$45,000	\$45,000	\$45,000
70-213-45300-00000	Other Supplies/Materials	\$1,000	\$1,000	\$1,000
70-213-45310-00000	Copier/Fax Supplies	\$40,000	\$40,000	\$40,000
70-213-46110-00000	Office Equipment/Furniture	\$1,000	\$1,000	\$1,000
COST CENTER TOTAL (NONE):		\$836,056	\$836,943	\$965,655
70-213-42070-00136	Other Professional Services	\$20,000	\$20,000	\$20,000
COST CENTER TOTAL (CITY NEWSLETTER):		\$20,000	\$20,000	\$20,000
FUND TOTAL (INTERNAL SERVICES):		\$856,056	\$856,943	\$985,655
EXPENSE TOTAL:		\$856,056	\$856,943	\$985,655

CENTRAL SERVICES

Comment Report

Account #	Requested	Comment
70-213-39090-00000	\$798,066	Calculated: Internal Services
70-213-39100-00000	\$44,767	Calculated: Internal Services
70-213-39110-00000	\$32,819	Calculated: Internal Services
70-213-39150-00000	\$31,930	Calculated: Internal Services
70-213-39160-00000	\$98,204	Calculated: Internal Services
70-213-39170-00000	\$3,298	Calculated: Internal Services
70-213-39183-00000	\$1,872	Calculated: Internal Services
<hr/>		
Revenue Total:	\$1,010,955	
70-213-40010-00000	\$94,264	Salaries.
70-213-41010-00000	\$7,211	FICA
70-213-41140-00000	\$20,500	consolidated from other departments
70-213-42070-00000	\$60,000	OPS - Budget Module for Website/Policies & Procedures, ADP Payroll & HR.
70-213-42070-00136	\$20,000	OPS
70-213-43012-00000	\$103,120	Amount that was tranferred from other depts - Assn Dues, Travel Training.
70-213-43030-00000	\$22,000	Contributions
70-213-43200-00000	\$70,000	Bank Fees.
70-213-44010-00000	\$70,000	Postage
70-213-44020-00000	\$21,540	Printing/Binding and consolidation from other departments
70-213-44040-00000	\$70,000	Advertising.
70-213-44050-00000	\$225,000	Telephone. Adjusted to \$225,000.
70-213-44180-00000	\$1,500	Vehicle/Equipment Rental
70-213-44420-00000	\$113,400	Wireless.
70-213-45010-00000	\$120	Food
70-213-45050-00000	\$45,000	Janitorial Supplies
70-213-45300-00000	\$1,000	Supplies
70-213-45310-00000	\$40,000	Copier/Fax Supplies
70-213-46110-00000	\$1,000	Office Equipment/Furniture
<hr/>		
Expense Total:	\$985,655	
<hr/>		

CENTRAL SERVICES

Fund Total Report

Fund	Fund Description		2016 Adjusted Budget	2016 Projected Year End	2017 Budget Request
70	INTERNAL SERVICES	Revenue:	\$856,056	\$856,196	\$1,010,955
		Expense:	\$856,056	\$856,943	\$985,655
		Total Revenue:	\$856,056	\$856,196	\$1,010,955
		Total Expense:	\$856,056	\$856,943	\$985,655

CENTRAL SERVICES

Cost Center Total Report

Cost Center	Cost Center Description		2016 Adjusted Budget	2016 Projected Year End	2017 Budget Request
00000	NONE	Revenue:	\$856,056	\$856,196	\$1,010,955
		Expense:	\$836,056	\$836,943	\$965,655
00136	CITY NEWSLETTER	Revenue:	\$0	\$0	\$0
		Expense:	\$20,000	\$20,000	\$20,000
		Total Revenue:	\$856,056	\$856,196	\$1,010,955
		Total Expense:	\$856,056	\$856,943	\$985,655

CENTRAL SERVICES

#	Jobtitle	Union	2016 Salary Per Job Title	Current Total Per Job Title	Total Increase Per Job Title	Total Longevity Per Job Title	2017 Request Per Job Title
1	ADMIN INTAKE SUPPORT SPEC	YPEA	\$34,194	\$34,194	\$791	\$4,111	\$39,096

				\$34,194	\$791	\$4,111	\$39,096
--	--	--	--	----------	-------	---------	----------

Employee Totals	
YPEA	1
Full-Time	1
Total:	1

Fund Total	
70-Int Services	\$39,096

50% of City Accountant from 10-210	\$24,000
50% of Emergency Planner from 25-413	\$31,168
	<u>\$94,264</u>

INFORMATION TECHNOLOGY

Revenue Total		Expense Total	
Total Adj. Budget:	\$1,140,103	Total Adj. Budget:	\$1,140,103
Total Projected:	\$1,140,103	Total Projected:	\$1,123,164
Total Requested:	\$1,119,148	Total Requested:	\$1,119,148

Account #	Account Description	2016 Adjusted Budget	2016 Projected Year End	2017 Budget Request
REVENUE				
70-220-39090-00000	Transfer From General	\$883,954	\$883,954	\$867,707
70-220-39100-00000	Transfer From Recreation	\$38,732	\$38,732	\$38,020
70-220-39110-00000	Transfer From State Health	\$42,003	\$42,003	\$41,231
70-220-39150-00000	Transfer from Sewer	\$34,773	\$34,773	\$34,134
70-220-39160-00000	Transfer From Imsf	\$132,722	\$132,722	\$130,283
70-220-39170-00000	Transfer From Weyer Trust	\$4,476	\$4,476	\$4,393
70-220-39183-00000	Transfer from White Rose Community Tel	\$3,443	\$3,443	\$3,380
COST CENTER TOTAL (NONE):		\$1,140,103	\$1,140,103	\$1,119,148
FUND TOTAL (INTERNAL SERVICES):		\$1,140,103	\$1,140,103	\$1,119,148
REVENUE TOTAL:		\$1,140,103	\$1,140,103	\$1,119,148
EXPENDITURES				
70-220-40010-00000	Salaries/Wages	\$347,518	\$309,324	\$326,148
70-220-40030-00000	Overtime	\$0	\$0	\$1,000
70-220-40050-00000	Vacation	\$0	\$4,438	\$0
70-220-40060-00000	Holiday	\$0	\$8,871	\$0
70-220-40070-00000	Sick	\$0	\$7,901	\$0
70-220-41010-00000	FICA	\$26,585	\$28,365	\$25,000
70-220-42070-00000	Other Professional Services	\$300,000	\$300,000	\$300,000
70-220-43010-00000	Travel	\$500	\$0	\$0
70-220-44030-00000	Association Dues/Conferences	\$1,500	\$264	\$0
70-220-44210-00000	Other Repair Service	\$6,000	\$6,000	\$6,000
70-220-44400-00000	Other Contractual Services	\$100,000	\$100,000	\$100,000
70-220-45020-00000	Office/Data Processing	\$500	\$500	\$500
70-220-45090-00000	Books/Subscriptions	\$500	\$500	\$500
70-220-46120-00000	IS Data Processing Equipments	\$97,000	\$97,000	\$100,000
70-220-46122-00000	Capital - DP Software Maintenance	\$260,000	\$260,000	\$260,000
COST CENTER TOTAL (NONE):		\$1,140,103	\$1,123,164	\$1,119,148
FUND TOTAL (INTERNAL SERVICES):		\$1,140,103	\$1,123,164	\$1,119,148
EXPENSE TOTAL:		\$1,140,103	\$1,123,164	\$1,119,148

INFORMATION TECHNOLOGY

Comment Report

Account #	Requested	Comment
70-220-39090-00000	\$867,707	Calculated: Internal Services
70-220-39100-00000	\$38,020	Calculated: Internal Services
70-220-39110-00000	\$41,231	Calculated: Internal Services
70-220-39150-00000	\$34,134	Calculated: Internal Services
70-220-39160-00000	\$130,283	Calculated: Internal Services
70-220-39170-00000	\$4,393	Calculated: Internal Services
70-220-39183-00000	\$3,380	Calculated: Internal Services
<hr/>		
Revenue Total:	\$1,119,148	
<hr/>		
70-220-40010-00000	\$326,148	COMPUTED BY FORMULA.
70-220-40030-00000	\$1,000	FLSA requirements
70-220-41010-00000	\$25,000	Calculated: FICA
70-220-42070-00000	\$300,000	Municipal Financial System Build (RSM-McGladrey), miscellaneous network work (Business Information Group).
70-220-44210-00000	\$6,000	Service Calls for Network Printers. Doceo, Quality, Block.
70-220-44400-00000	\$100,000	City wide network appliances. Layer 3 and Layer 2 Cisco and Adtran annual support. Network copier and printer annual support agreements. Microsoft Dynamics AX/CRM functional support and application design.
70-220-45020-00000	\$500	Information Technology Office Supplies
70-220-45090-00000	\$500	Technical subscriptions. Training manuals. Microsoft Project Users Group.
70-220-46120-00000	\$100,000	City wide IPAD refresh. Verizon equipent to maintain redundancy and implement continuity of operations with emergency management. Replace end of life network copiers and pringers. Cash drawer printers and handheld devices for Permits Planning and Zoning.

INFORMATION TECHNOLOGY

Comment Report

Account #	Requested	Comment
70-220-46122-00000	\$260,000	Miscellaneous Desktop Software Requests. Citrix GoTo Assist . XenApp ESRI GFI Sonicwall NSA2400 Sonicwall NSA2400 Symantec Symantec (desktop) Solarwinds Dell Software Microsoft Enterprise Agreement Microsoft Dynamics AX Microsoft Dynamics CRM Microsoft Lync 2013 Microsoft Office 365/Software Microsoft Operating System Software DigiCert - Electronic Certificate Telestaff/Kronos Workforce Central KRONOS INCORPORATED City KRONOS INCORPORATED Police KRONOS INCORPORATED Fire KRONOS INCORPORATED Public Works Sage Abbra Hyland Onbase Spot Media JMT
Expense Total:	\$1,119,148	

INFORMATION TECHNOLOGY

Fund Total Report

Fund	Fund Description		2016 Adjusted Budget	2016 Projected Year End	2017 Budget Request
70	INTERNAL SERVICES	Revenue:	\$1,140,103	\$1,140,103	\$1,119,148
		Expense:	\$1,140,103	\$1,123,164	\$1,119,148
		Total Revenue:	\$1,140,103	\$1,140,103	\$1,119,148
		Total Expense:	\$1,140,103	\$1,123,164	\$1,119,148

INFORMATION TECHNOLOGY

Cost Center Total Report

Cost Center	Cost Center Description		2016 Adjusted Budget	2016 Projected Year End	2017 Budget Request
00000	NONE	Revenue:	\$1,140,103	\$1,140,103	\$1,119,148
		Expense:	\$1,140,103	\$1,123,164	\$1,119,148
		Total Revenue:	\$1,140,103	\$1,140,103	\$1,119,148
		Total Expense:	\$1,140,103	\$1,123,164	\$1,119,148

INFORMATION TECHNOLOGY

#	Jobtitle	Union	2016 Salary Per Job Title	Current Total Per Job Title	Total Increase Per Job Title	Total Longevity Per Job Title	2017 Request Per Job Title
1	SENIOR PROGRAMMER	NAFF	\$65,315	\$65,315	\$1,306	\$0	\$66,621
1	DEPUTY BUSINESS ADMIN	NAFF	\$70,717	\$70,717	\$1,414	\$0	\$72,131
1	GIS TECH	NAFF	\$49,348	\$49,348	\$987	\$0	\$50,335
1	IT TECH/SERVICE ANALYST	NAFF	\$36,492	\$36,492	\$730	\$0	\$37,221
1	NETWORK ADMINISTRATOR	NAFF	\$53,925	\$53,925	\$1,079	\$0	\$55,000
1	SENIOR TECH	NAFF	\$43,960	\$43,960	\$879	\$0	\$44,839

				\$319,756	\$6,395	\$0	\$326,148
--	--	--	--	-----------	---------	-----	-----------

Employee Totals	
NAFF	6
Full-Time	6
Total:	6

Fund Total	
70-Int Services	\$326,148

PARKING

Revenue Total		Expense Total	
Total Adj. Budget:	\$940,931	Total Adj. Budget:	\$848,616
Total Projected:	\$1,178,574	Total Projected:	\$984,959
Total Requested:	\$1,024,250	Total Requested:	\$929,207

Account #	Account Description	2016 Adjusted Budget	2016 Projected Year End	2017 Budget Request
REVENUE				
10-230-39081-00000	GA Reimb - Admin/Operating Expense	\$940,931	\$1,176,656	\$1,022,750
COST CENTER TOTAL (NONE):		\$940,931	\$1,176,656	\$1,022,750
10-230-35520-00037	City Lot Revenue	\$0	\$1,918	\$1,500
COST CENTER TOTAL (LOT 12 - 700 E MASON AVE):		\$0	\$1,918	\$1,500
FUND TOTAL (GENERAL):		\$940,931	\$1,178,574	\$1,024,250
REVENUE TOTAL:		\$940,931	\$1,178,574	\$1,024,250
EXPENDITURES				
10-230-40010-00040	Salaries/Wages	\$69,111	\$90,268	\$73,544
10-230-40020-00040	Part Time Employees	\$12,500	\$23,017	\$21,153
10-230-40030-00040	Overtime	\$2,500	\$1,148	\$2,500
10-230-40050-00040	Vacation	\$0	\$2,275	\$0
10-230-40060-00040	Holiday	\$0	\$1,603	\$0
10-230-40070-00040	Sick	\$0	\$1,323	\$0
10-230-40080-00040	Bereavement	\$0	\$206	\$0
10-230-40110-00040	Call Back	\$0	\$112	\$0
10-230-41010-00040	FICA	\$6,434	\$8,393	\$7,314
10-230-41130-00040	Clothing/Shoes/Uniforms/Equipment	\$1,250	\$1,386	\$1,250
10-230-43170-00040	Refunds	\$0	\$145	\$0
10-230-43190-00040	Central Services Allocations	\$39,787	\$39,787	\$49,218
10-230-43191-00040	Info Systems Allocations	\$3,443	\$3,443	\$3,380
10-230-43192-00040	Human Resources Allocations	\$16,198	\$16,198	\$18,414
10-230-43193-00040	Insurance Allocations	\$210,549	\$210,549	\$222,906
10-230-43194-00040	Business Administration Allocations	\$88,467	\$88,467	\$98,401
10-230-44020-00040	Printing/Binding	\$3,000	\$0	\$3,000
10-230-44030-00040	Association Dues/Conferences	\$500	\$0	\$0
10-230-44200-00040	Vehicle Repair Service	\$1,000	\$550	\$1,000
10-230-44210-00040	Other Repair Service	\$1,500	\$349	\$1,500
10-230-44400-00040	Other Contractual Services	\$11,000	\$9,244	\$9,000
10-230-45020-00040	Office/Data Processing	\$200	\$261	\$200
10-230-45040-00040	Electrical Supplies	\$1,000	\$2,137	\$1,500
10-230-45060-00040	Paint/Paint Supplies	\$100	\$0	\$100
10-230-45100-00040	Plumbing Supplies	\$500	\$0	\$500
10-230-45120-00040	Vehicle Parts/Accessories	\$500	\$0	\$500
10-230-45160-00040	Signs	\$250	\$0	\$250
10-230-45240-00040	Parking Supplies	\$2,000	\$2,000	\$2,000
10-230-45300-00040	Other Supplies/Materials	\$500	\$33	\$500
COST CENTER TOTAL (MARKET ST GARAGE):		\$472,290	\$502,895	\$518,130
10-230-40010-00041	Salaries/Wages	\$68,951	\$89,784	\$73,320
10-230-40020-00041	Part Time Employees	\$25,001	\$20,736	\$21,036

PARKING

Revenue Total		Expense Total	
Total Adj. Budget:	\$940,931	Total Adj. Budget:	\$848,616
Total Projected:	\$1,178,574	Total Projected:	\$984,959
Total Requested:	\$1,024,250	Total Requested:	\$929,207

Account #	Account Description	2016 Adjusted Budget	2016 Projected Year End	2017 Budget Request
10-230-40030-00041	Overtime	\$3,000	\$2,219	\$3,000
10-230-40050-00041	Vacation	\$0	\$2,390	\$0
10-230-40060-00041	Holiday	\$0	\$1,613	\$0
10-230-40070-00041	Sick	\$0	\$333	\$0
10-230-40080-00041	Bereavement	\$0	\$206	\$0
10-230-40110-00041	Call Back	\$0	\$112	\$0
10-230-41010-00041	FICA	\$7,417	\$8,604	\$7,354
10-230-43170-00041	Refunds	\$0	\$165	\$0
10-230-44020-00041	Printing/Binding	\$3,000	\$0	\$3,000
10-230-44210-00041	Other Repair Service	\$2,100	\$0	\$2,000
10-230-44400-00041	Other Contractual Services	\$5,000	\$2,302	\$5,000
10-230-45020-00041	Office/Data Processing	\$200	\$97	\$200
10-230-45040-00041	Electrical Supplies	\$500	\$246	\$500
10-230-45060-00041	Paint/Paint Supplies	\$250	\$0	\$250
10-230-45100-00041	Plumbing Supplies	\$250	\$0	\$250
10-230-45160-00041	Signs	\$100	\$0	\$100
10-230-45300-00041	Other Supplies/Materials	\$500	\$58	\$500
COST CENTER TOTAL (PHILADELPHIA ST GARAGE):		\$116,269	\$128,865	\$116,510

10-230-40010-00042	Salaries/Wages	\$65,991	\$84,523	\$70,731
10-230-40020-00042	Part Time Employees	\$12,500	\$17,261	\$9,237
10-230-40030-00042	Overtime	\$0	\$1,148	\$0
10-230-40050-00042	Vacation	\$0	\$2,521	\$0
10-230-40060-00042	Holiday	\$0	\$1,564	\$0
10-230-40070-00042	Sick	\$0	\$1,769	\$0
10-230-40080-00042	Bereavement	\$0	\$206	\$0
10-230-40110-00042	Call Back	\$0	\$112	\$0
10-230-41010-00042	FICA	\$6,005	\$8,348	\$6,044
10-230-43170-00042	Refunds	\$0	\$135	\$0
10-230-44020-00042	Printing/Binding	\$3,000	\$1,000	\$3,000
10-230-44210-00042	Other Repair Service	\$1,000	\$0	\$1,000
10-230-44400-00042	Other Contractual Services	\$5,000	\$6,064	\$5,000
10-230-45020-00042	Office/Data Processing	\$200	\$65	\$200
10-230-45040-00042	Electrical Supplies	\$500	\$0	\$500
10-230-45160-00042	Signs	\$100	\$0	\$100
10-230-45300-00042	Other Supplies/Materials	\$500	\$81	\$500
COST CENTER TOTAL (KING ST GARAGE):		\$94,796	\$124,797	\$96,312

10-230-40010-00043	Salaries/Wages	\$25,609	\$30,293	\$28,736
10-230-40030-00043	Overtime	\$700	\$1,148	\$700
10-230-40050-00043	Vacation	\$0	\$211	\$0
10-230-40060-00043	Holiday	\$0	\$408	\$0
10-230-40070-00043	Sick	\$0	\$231	\$0
10-230-40080-00043	Bereavement	\$0	\$151	\$0
10-230-40110-00043	Call Back	\$0	\$112	\$0

PARKING

Revenue Total		Expense Total	
Total Adj. Budget:	\$940,931	Total Adj. Budget:	\$848,616
Total Projected:	\$1,178,574	Total Projected:	\$984,959
Total Requested:	\$1,024,250	Total Requested:	\$929,207

Account #	Account Description	2016 Adjusted Budget	2016 Projected Year End	2017 Budget Request
10-230-41010-00043	FICA	\$2,013	\$697	\$2,200
10-230-43170-00043	Refunds	\$0	\$107	\$0
10-230-44020-00043	Printing/Binding	\$500	\$0	\$500
10-230-44400-00043	Other Contractual Services	\$50,000	\$44,943	\$50,000
10-230-45060-00043	Paint/Paint Supplies	\$2,000	\$0	\$6,000
10-230-45160-00043	Signs	\$500	\$0	\$500
10-230-45170-00043	Tools	\$300	\$0	\$300
10-230-45210-00043	Chemicals	\$5,000	\$114	\$5,000
10-230-45300-00043	Other Supplies/Materials	\$500	\$78	\$500
COST CENTER TOTAL (LOTS):		\$87,122	\$78,492	\$94,436
10-230-40010-00044	Salaries/Wages	\$8,410	\$87,087	\$50,048
10-230-40020-00044	Part Time Employees	\$51,983	\$36,675	\$28,662
10-230-40030-00044	Overtime	\$1,000	\$2,292	\$1,000
10-230-40050-00044	Vacation	\$0	\$529	\$0
10-230-40060-00044	Holiday	\$0	\$924	\$0
10-230-40070-00044	Sick	\$0	\$127	\$0
10-230-40080-00044	Bereavement	\$0	\$39	\$0
10-230-41010-00044	FICA	\$4,697	\$9,551	\$6,059
10-230-41130-00044	Clothing/Shoes/Uniforms/Equipment	\$500	\$716	\$500
10-230-44210-00044	Other Repair Service	\$2,000	\$1,509	\$3,000
10-230-44400-00044	Other Contractual Services	\$5,000	\$8,598	\$7,000
10-230-45060-00044	Paint/Paint Supplies	\$500	\$123	\$500
10-230-45170-00044	Tools	\$100	\$111	\$100
10-230-45200-00044	Cement/Concrete/Stone	\$250	\$125	\$250
10-230-45250-00044	Meter Parts	\$3,000	\$482	\$4,000
10-230-45300-00044	Other Supplies/Materials	\$700	\$962	\$2,700
COST CENTER TOTAL (STREET METERS):		\$78,140	\$149,850	\$103,819
10-230-43170-00053	Refunds	\$0	\$59	\$0
COST CENTER TOTAL (GA - LOT 9-PARKLANE):		\$0	\$59	\$0
FUND TOTAL (GENERAL):		\$848,616	\$984,959	\$929,207
EXPENSE TOTAL:		\$848,616	\$984,959	\$929,207

PARKING

Comment Report

Account #	Requested	Comment
10-230-35520-00037	\$1,500	Lot 12 Monthly Parking Revenue
10-230-39081-00000	\$1,022,750	GA Reimburse Admin
<hr/>		
Revenue Total:	\$1,024,250	
<hr/>		
10-230-40010-00040	\$73,544	COMPUTED BY FORMULA.
10-230-40010-00041	\$73,320	COMPUTED BY FORMULA.
10-230-40010-00042	\$70,731	COMPUTED BY FORMULA.
10-230-40010-00043	\$28,736	COMPUTED BY FORMULA.
10-230-40010-00044	\$50,048	COMPUTED BY FORMULA.
10-230-40020-00040	\$21,153	COMPUTED BY FORMULA.
10-230-40020-00041	\$21,036	COMPUTED BY FORMULA.
10-230-40020-00042	\$9,237	Part-time employees.
10-230-40020-00044	\$28,662	COMPUTED BY FORMULA.
10-230-40030-00040	\$2,500	Overtime
10-230-40030-00041	\$3,000	Overtime
10-230-40030-00043	\$700	Overtime
10-230-40030-00044	\$1,000	Overtime
10-230-41010-00040	\$7,314	Calculated: FICA.
10-230-41010-00041	\$7,354	Calculated: FICA.
10-230-41010-00042	\$6,044	Calculated: FICA.
10-230-41010-00043	\$2,200	Calculated: FICA.
10-230-41010-00044	\$6,059	Calculated: FICA.
10-230-41130-00040	\$1,250	Uniforms
10-230-41130-00044	\$500	Uniforms
10-230-43190-00040	\$49,218	Calculated: Internal Services
10-230-43191-00040	\$3,380	Calculated: Internal Services
10-230-43192-00040	\$18,414	Calculated: Internal Services
10-230-43193-00040	\$222,906	Calculated: Internal Services
10-230-43194-00040	\$98,401	Calculated: Internal Services
10-230-44020-00040	\$3,000	Printing

PARKING

Comment Report

Account #	Requested	Comment
10-230-44020-00041	\$3,000	Printing
10-230-44020-00042	\$3,000	Printing
10-230-44020-00043	\$500	Printing
10-230-44200-00040	\$1,000	Vehicle Repair service
10-230-44210-00040	\$1,500	Other Repair Service
10-230-44210-00041	\$2,000	Other Repair Service
10-230-44210-00042	\$1,000	Other Repair Service
10-230-44210-00044	\$3,000	Other Repair Service - Meters
10-230-44400-00040	\$9,000	Other contractual service, elevator service
10-230-44400-00041	\$5,000	Other Contractual Services, elevator service
10-230-44400-00042	\$5,000	Other contractual services
10-230-44400-00043	\$50,000	Other contractual services
10-230-44400-00044	\$7,000	Other contractual services
10-230-45020-00040	\$200	Data processing
10-230-45020-00041	\$200	Data processing
10-230-45020-00042	\$200	Data processing
10-230-45040-00040	\$1,500	Electrical supplies
10-230-45040-00041	\$500	Electrical supplies
10-230-45040-00042	\$500	Electrical supplies
10-230-45060-00040	\$100	Paint
10-230-45060-00041	\$250	Paint
10-230-45060-00043	\$6,000	Paint - Lot re-striping/re-numbering
10-230-45060-00044	\$500	Paint
10-230-45100-00040	\$500	Plumbing
10-230-45100-00041	\$250	Plumbing
10-230-45120-00040	\$500	Vehicle Parts
10-230-45160-00040	\$250	Signs
10-230-45160-00041	\$100	Signs

PARKING

Comment Report

Account #	Requested	Comment
10-230-45160-00042	\$100	Signs
10-230-45160-00043	\$500	Signs
10-230-45170-00043	\$300	Tools
10-230-45170-00044	\$100	Tools
10-230-45200-00044	\$250	Concrete
10-230-45210-00043	\$5,000	Chemicals
10-230-45240-00040	\$2,000	Parking supplies
10-230-45250-00044	\$4,000	Meter Parts
10-230-45300-00040	\$500	Misc. Supplies
10-230-45300-00041	\$500	Misc. Supplies
10-230-45300-00042	\$500	Misc. Supplies
10-230-45300-00043	\$500	Misc. Supplies
10-230-45300-00044	\$2,700	Misc. Supplies. Additional funds requested to purchase a new coin counter for meter collection.
Expense Total:	\$929,207	

PARKING

Fund Total Report

Fund	Fund Description		2016 Adjusted Budget	2016 Projected Year End	2017 Budget Request
10	GENERAL	Revenue:	\$940,931	\$1,178,574	\$1,024,250
		Expense:	\$848,616	\$984,959	\$929,207
		Total Revenue:	\$940,931	\$1,178,574	\$1,024,250
		Total Expense:	\$848,616	\$984,959	\$929,207

PARKING

Cost Center Total Report

Cost Center	Cost Center Description		2016 Adjusted Budget	2016 Projected Year End	2017 Budget Request
00000	NONE	Revenue:	\$940,931	\$1,176,656	\$1,022,750
		Expense:	\$0	\$0	\$0
00037	LOT 12 - 700 E MASON AVE	Revenue:	\$0	\$1,918	\$1,500
		Expense:	\$0	\$0	\$0
00040	MARKET ST GARAGE	Revenue:	\$0	\$0	\$0
		Expense:	\$472,290	\$502,895	\$518,130
00041	PHILADELPHIA ST GARAGE	Revenue:	\$0	\$0	\$0
		Expense:	\$116,269	\$128,865	\$116,510
00042	KING ST GARAGE	Revenue:	\$0	\$0	\$0
		Expense:	\$94,796	\$124,797	\$96,312
00043	LOTS	Revenue:	\$0	\$0	\$0
		Expense:	\$87,122	\$78,492	\$94,436
00044	STREET METERS	Revenue:	\$0	\$0	\$0
		Expense:	\$78,140	\$149,850	\$103,819
00053	GA - LOT 9-PARKLANE	Revenue:	\$0	\$0	\$0
		Expense:	\$0	\$59	\$0
		Total Revenue:	\$940,931	\$1,178,574	\$1,024,250
		Total Expense:	\$848,616	\$984,959	\$929,207

PARKING

#	Jobtitle	Union	2016 Salary Per Job Title	Current Total Per Job Title	Total Increase Per Job Title	Total Longevity Per Job Title	2017 Request Per Job Title
1	PARKING GARAGE CASHIER - FT	YPEA	\$34,056	\$34,056	\$784	\$2,090	\$36,930
1	PARKING GARAGE CASHIER - FT	YPEA	\$34,056	\$34,056	\$784	\$2,787	\$37,627
1	PARKING GARAGE CASHIER - FT	YPEA	\$34,056	\$34,056	\$784	\$3,920	\$38,760
1	LABORER	TEAM	\$40,227	\$40,227	\$905	\$0	\$41,132
1	MAINTANCE MECHANIC	TEAM	\$28,041	\$28,041	\$621	\$0	\$28,662
2	PT PARKING GARAGE CASHIER	NAFF	\$11,722	\$23,444	\$469	\$0	\$23,913
2	PT PARKING GARAGE CASHIER	NAFF	\$5,746	\$11,492	\$230	\$0	\$11,722
2	PT PARKING GARAGE CASHIER	NAFF	\$7,741	\$15,482	\$310	\$0	\$15,792
1	FT METER SERVICE PERSON	TEAM	\$40,227	\$40,227	\$905	\$0	\$41,132
				\$261,081	\$5,792	\$8,797	\$275,670

Employee Totals	
NAFF	6
Full-Time	0
Part-Time	6
TEAMSTERS	3
Full-Time	3
Part-Time	0
YPEA	3
Full-Time	3
Total:	12

Fund Total	
10-General	\$275,670

*30% of Revenue Supervisor from 10-210	\$14,558
*50% of Financial Analyst from 10-210	\$26,490
*100% of Accounting Asst from 10-210	\$38,151
*30% of Bldg Maint. Superintendent fr. 10-422	\$21,599

\$376,467

Full-Time	
MSG	73,544
PSG	73,320
KSG	70,731
LOTS	28,736
METERS	50,048
Total:	296,379

Part-Time	
MSG	21,153
PSG	21,036
KSG	9,237
LOTS	
METERS	28,662
Total:	80,088

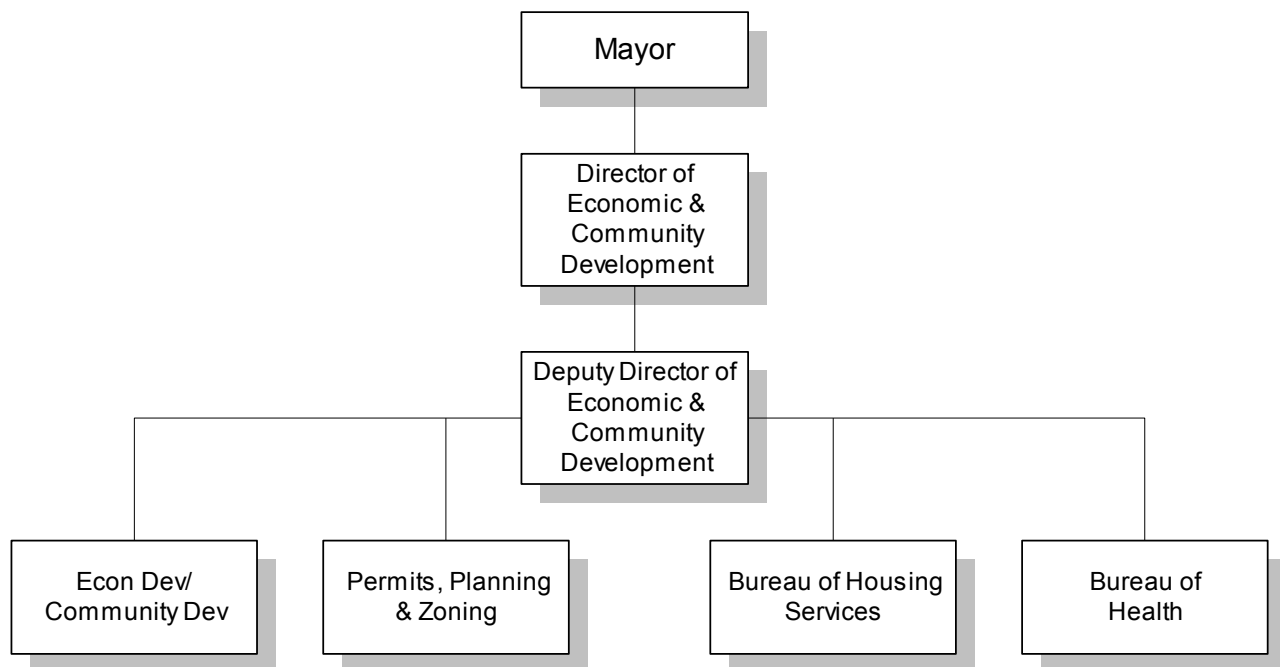
\$376,467

DEPARTMENT OF ECONOMIC & COMMUNITY DEVELOPMENT

Shilvosky Buffaloe
Acting Director

The Department of Economic and Community Development is headed by a director appointed by the Mayor. The director oversees and provides guidance and management to all the bureaus listed below. The goal of the Economic & Community Development Department is to enhance the quality of life in the City through the development of strong neighborhoods and cultivate conditions that encourage a diversely vibrant economy throughout the City of York. The vision of the Department is to develop the City into a thriving business (i.e. medical, educational, industrial, commercial, service, and retail), residential, cultural, recreational, and tourist destination.

The City Redevelopment Authority falls under the direction of the Department of Economic and Community Development. Improvement of neighborhoods citywide is the ultimate mission of the Redevelopment Authority.



Permits, Zoning and Inspections

The Bureau of Permits, Zoning and Inspections is responsible for all aspects of planning, development and construction codes. This Bureau conducts inspections, investigates complaints, reviews plans, holds public hearings, issues permits and certificates of use and occupancy. Licenses are issued for all health and food related establishments. The Bureau provides short-range and long-range planning expertise in the areas of housing, economic development, transportation, land use, urban design and public and civic infrastructure. The staff provides routine planning and engineering assistance to other City departments, agencies, neighborhood organizations and citizens. Mandated activities include the review of subdivision and land development plans, zoning applications, sewer planning modules and environmental reviews.

Health

The Bureau of Health provides public health services in the City of York. These services are designed to complement traditional health care by focusing primarily on prevention. Health Bureau staff provide administrative services and Clinical services are provided at the Health Bureau Annex. In the community, staff provides educational activities, home visits, additional immunization clinics, environmental inspections and environmental health interventions. The Bureau develops an annual health plan, which is submitted to Pennsylvania Department of Health and the bureau assesses the health care needs of York City residents.

Housing

The Bureau of Housing Services primarily benefits low- and moderate-income households through the homeownership and rehabilitation programs funded by the U. S. Department of Housing and Urban Development. Home ownership programs include the First Time Homebuyer Downpayment and Closing Cost Assistance Program (the “3/2” Program), and Mortgage Credit Certificate Program. Rehabilitation programs include Critical Needs assistance for homeowners, and the Owner Occupied Rehabilitation Program. The bureau endeavors to develop strong neighborhoods through the preservation of the existing housing stock, the creation of home ownership opportunities, construction of new housing, and the promotion of the physical, economic and social welfare of the residents.

ECONOMIC&COMMUNITY DEVELOPMENT

Revenue Total		Expense Total	
Total Adj. Budget:	\$0	Total Adj. Budget:	\$469,519
Total Projected:	\$420	Total Projected:	\$417,561
Total Requested:	\$0	Total Requested:	\$475,678

Account #	Account Description	2016 Adjusted Budget	2016 Projected Year End	2017 Budget Request
EXPENDITURES				
10-400-40010-00000	Salaries/Wages	\$192,511	\$176,007	\$196,909
10-400-40050-00000	Vacation	\$0	\$2,401	\$0
10-400-40060-00000	Holiday	\$0	\$3,583	\$0
10-400-40070-00000	Sick	\$0	\$593	\$0
10-400-41010-00000	FICA	\$14,433	\$13,968	\$15,065
10-400-41140-00000	Tuition Reimbursement	\$5,000	\$0	\$0
10-400-42070-00000	Other Professional Services	\$120,000	\$87,854	\$125,000
10-400-43190-00000	Central Services Allocations	\$13,491	\$13,491	\$15,041
10-400-43191-00000	Info Systems Allocations	\$11,189	\$11,189	\$10,984
10-400-43192-00000	Human Resources Allocations	\$4,424	\$4,424	\$4,375
10-400-43193-00000	Insurance Allocations	\$70,424	\$70,424	\$74,925
10-400-43194-00000	Business Administration Allocations	\$24,161	\$24,161	\$23,379
10-400-44030-00000	Association Dues/Conferences	\$3,585	\$1,000	\$0
10-400-45010-00000	Food	\$1,000	\$0	\$0
10-400-45020-00000	Office/Data Processing	\$1,000	\$218	\$1,000
10-400-45090-00000	Books/Subscriptions	\$500	\$429	\$500
COST CENTER TOTAL (NONE):		\$461,719	\$409,744	\$467,178
10-400-42070-10035	Other Professional Services	\$0		\$0
10-400-44170-10035	Building Rent	\$7,800	\$7,817	\$8,500
COST CENTER TOTAL (BOND ISSUE - VISITOR CENTER):		\$7,800	\$7,817	\$8,500
FUND TOTAL (GENERAL):		\$469,519	\$417,561	\$475,678
EXPENSE TOTAL:		\$469,519	\$417,561	\$475,678

ECONOMIC&COMMUNITY DEVELOPMENT

Comment Report

Account #	Requested	Comment
10-400-40010-00000	\$196,909	COMPUTED BY FORMULA.
10-400-41010-00000	\$15,065	Calculated: FICA
10-400-42070-00000	\$125,000	Artist Homestead Program Recapitilization \$10,000. Blight Task Force Committee \$10,000 Municipal Economic Development Strategy \$10,000 City Revitalization & Improvement Zone (CRIZ) Application \$45,000 Downtown, Inc \$10,000 DECD Departmental Events \$25,000 Remediation - 120 Richland Avenue \$25,000 Municipal Landbank Authority \$5,000 Neighborhood Action/Improvement District Plans \$25,000 Merchant Association Establishment \$5,000 Northeast Neighborhood Association Study Update \$15,000 Northwest Triangle Master Plan \$5,000 Residential Housing Market Demand Study \$20,000 Business Development Training \$10,000 Southeast Rectangle Area Study \$10,000 Website Update & Hosting \$10,000 DECD Annual Report \$10,000
10-400-43190-00000	\$15,041	Calculated: Internal Services
10-400-43191-00000	\$10,984	Calculated: Internal Services
10-400-43192-00000	\$4,375	Calculated: Internal Services
10-400-43193-00000	\$74,925	Calculated: Internal Services
10-400-43194-00000	\$23,379	Calculated: Internal Services
10-400-44170-10035	\$8,500	Annual rent for the York Convention & Visitor's Bureau
10-400-45020-00000	\$1,000	Office Supplies for 2017.
10-400-45090-00000	\$500	Periodicals, publications, and trade journal subscriptions.
Expense Total:	\$475,678	

ECONOMIC&COMMUNITY DEVELOPMENT

Fund Total Report

Fund	Fund Description		2016 Adjusted Budget	2016 Projected Year End	2017 Budget Request
10	GENERAL	Revenue:	\$0	\$0	\$0
		Expense:	\$469,519	\$417,561	\$475,678
26	SPECIAL PROJECTS	Revenue:	\$0	\$420	\$0
		Expense:	\$0	\$0	\$0
		Total Revenue:	\$0	\$420	\$0
		Total Expense:	\$469,519	\$417,561	\$475,678

ECONOMIC&COMMUNITY DEVELOPMENT

Cost Center Total Report

Cost Center	Cost Center Description		2016 Adjusted Budget	2016 Projected Year End	2017 Budget Request
00000	NONE	Revenue:	\$0	\$0	\$0
		Expense:	\$461,719	\$409,744	\$467,178
00311	YORK BUSINESS ACADEMY	Revenue:	\$0	\$420	\$0
		Expense:	\$0	\$0	\$0
10035	BOND ISSUE - VISITOR CENTER	Revenue:	\$0	\$0	\$0
		Expense:	\$7,800	\$7,817	\$8,500
		Total Revenue:	\$0	\$420	\$0
		Total Expense:	\$469,519	\$417,561	\$475,678

ECONOMIC AND COMMUNITY DEVELOPMENT

#	Jobtitle	Union	2016 Salary Per Job Title	Current Total Per Job Title	Total Increase Per Job Title	Total Longevity Per Job Title	2017 Request Per Job Title
1	DEPUTY DIRECTOR ECON DEVELOP	NAFF	\$56,431	\$56,431	\$1,129	\$0	\$57,560
1	DIRECTOR ECON & COMM DEVELOP	NAFF	\$82,110	\$82,110	\$1,642	\$0	\$83,752
1	ECONOMIC/RDA SPECIALIST I	NAFF	\$40,726	\$40,726	\$815	\$0	\$41,541

				\$179,267	\$3,585	\$0	\$182,853
--	--	--	--	-----------	---------	-----	-----------

Employee Totals	
NAFF	3
Full-Time	3
Total:	3

Fund Total	
10-General	\$182,853

*35% of Housing Office Coord \$14,057

\$196,909

PERMITS, PLANNING & ZONING

Revenue Total		Expense Total	
Total Adj. Budget:	\$2,410,775	Total Adj. Budget:	\$2,158,224
Total Projected:	\$2,216,223	Total Projected:	\$1,950,536
Total Requested:	\$2,506,403	Total Requested:	\$2,624,499

Account #	Account Description	2016 Adjusted Budget	2016 Projected Year End	2017 Budget Request
REVENUE				
10-411-31010-00000	Health Licenses	\$60,000	\$38,825	\$61,242
10-411-31040-00000	Transient Retailer Licenses	\$600	\$600	\$700
10-411-31050-00000	Plumber Licenses	\$26,250	\$25,437	\$26,250
10-411-31080-00000	Distributor/Mechanical Device/Jukebox L	\$12,000	\$11,300	\$13,000
10-411-31130-00000	Sign Permits	\$1,100	\$1,330	\$1,100
10-411-31161-00000	Trades Permits	\$435,000	\$431,130	\$500,000
10-411-31180-00000	Demolition Permits	\$10,000	\$23,422	\$13,356
10-411-31190-00000	Curb/Sidewalk Permits	\$5,500	\$3,787	\$4,000
10-411-31210-00000	Solid Waste Container Permits	\$1,450	\$1,450	\$1,450
10-411-31220-00000	Special Event Permits	\$8,700	\$8,700	\$8,700
10-411-31281-00000	Permits-Act 13 Fees	\$3,400	\$2,538	\$3,400
10-411-31286-00000	Foreclosure Registry	\$48,000	\$22,400	\$25,000
10-411-34120-00000	Alcoholic Beverage Tax	\$11,500	\$11,500	\$15,000
10-411-34180-00000	Miscellaneous Grant	\$18,000	\$0	\$18,000
10-411-35010-00000	Zoning/Subdivision/Land Devel Fees	\$8,500	\$3,851	\$8,500
10-411-35040-00000	Zoning Review Fees	\$6,000	\$6,658	\$7,000
10-411-35050-00000	Zoning Appeal Fees	\$11,000	\$10,676	\$11,000
10-411-35060-00000	Determination Letter Fees	\$975	\$1,245	\$1,245
10-411-35080-00000	Certificate Of Occup Insp Fees	\$23,500	\$21,283	\$23,500
10-411-35640-00000	Construction Board of Appeals Fees	\$160	\$0	\$160
10-411-37030-00000	Map/Ordinances	\$100	\$40	\$100
10-411-37080-00000	Miscellaneous	\$100	\$100	\$100
10-411-39123-00000	Cdbg Reimbursement	\$150,000	\$150,000	\$150,000
COST CENTER TOTAL (NONE):		\$841,835	\$776,272	\$892,803
10-411-35030-00292	Engineering Reviews/Inspection	\$11,000	\$13,092	\$11,000
10-411-35070-00292	Grease Trap Inspection Fees	\$20,440	\$18,550	\$20,500
10-411-35090-00292	License Fee-Rentals	\$845,000	\$795,458	\$850,000
10-411-35120-00292	Inspection Fee-Rentals	\$350,500	\$350,500	\$387,000
10-411-35121-00292	Inspection Fee-UCC	\$315,000	\$251,306	\$315,000
10-411-39080-00292	Expense Reimbursements - Other	\$18,500	\$0	\$18,500
COST CENTER TOTAL (THIRD PARTY INSPECTIONS):		\$1,560,440	\$1,428,905	\$1,602,000
FUND TOTAL (GENERAL):		\$2,402,275	\$2,205,177	\$2,494,803
50-411-39090-00000	Transfer from General	\$8,500	\$11,046	\$11,600
COST CENTER TOTAL (NONE):		\$8,500	\$11,046	\$11,600
FUND TOTAL (CAPITAL PROJECTS):		\$8,500	\$11,046	\$11,600
REVENUE TOTAL:		\$2,410,775	\$2,216,223	\$2,506,403
EXPENDITURES				
10-411-40010-00000	Salaries/Wages	\$406,152	\$419,907	\$495,047
10-411-40020-00000	Part Time Employees	\$72,276	\$60,388	\$77,019
10-411-40030-00000	Overtime	\$5,000	\$5,000	\$25,800

PERMITS, PLANNING & ZONING

Revenue Total		Expense Total	
Total Adj. Budget:	\$2,410,775	Total Adj. Budget:	\$2,158,224
Total Projected:	\$2,216,223	Total Projected:	\$1,950,536
Total Requested:	\$2,506,403	Total Requested:	\$2,624,499

Account #	Account Description	2016 Adjusted Budget	2016 Projected Year End	2017 Budget Request
10-411-40050-00000	Vacation	\$0	\$7,863	\$0
10-411-40060-00000	Holiday	\$0	\$13,013	\$0
10-411-40070-00000	Sick	\$0	\$5,899	\$0
10-411-40080-00000	Bereavement	\$0	\$134	\$0
10-411-41010-00000	FICA	\$36,600	\$39,000	\$45,700
10-411-41120-00000	Laundry Cleaning	\$2,400	\$2,400	\$4,800
10-411-41130-00000	Clothing/Shoes/Uniforms/Equipment	\$0	\$0	\$3,000
10-411-42010-00000	Architectural/Engineering/Consultant	\$40,000	\$40,000	\$60,000
10-411-42020-00000	Attorney	\$11,000	\$10,999	\$12,000
10-411-42070-00000	Other Professional Services	\$35,000	\$2,250	\$35,000
10-411-43010-00000	Travel	\$5,000	\$1,180	\$0
10-411-43021-00000	Certifications	\$2,500	\$1,500	\$3,500
10-411-43150-00000	Interfund Transfer	\$8,500	\$11,045	\$11,600
10-411-43170-00000	Refunds	\$0	\$450	\$0
10-411-43172-00000	Refunds-Act 13 Fees	\$0	\$668	\$0
10-411-43190-00000	Central Services Allocations	\$56,553	\$56,553	\$66,234
10-411-43191-00000	Info Systems Allocations	\$38,732	\$38,732	\$38,020
10-411-43192-00000	Human Resources Allocations	\$19,397	\$19,397	\$21,353
10-411-43193-00000	Insurance Allocations	\$248,392	\$248,392	\$310,883
10-411-43194-00000	Business Administration Allocations	\$105,937	\$105,937	\$113,748
10-411-44030-00000	Association Dues/Conferences	\$2,500	\$1,535	\$0
10-411-44310-00000	Radio Communications	\$1,500	\$0	\$0
10-411-45010-00000	Food	\$100	\$100	\$200
10-411-45020-00000	Office/Data Processing	\$4,000	\$3,999	\$6,000
10-411-45090-00000	Books/Subscriptions	\$2,000	\$2,000	\$2,500
10-411-45190-00000	Photography/Supplies	\$175	\$0	\$0
10-411-45300-00000	Other Supplies/Materials	\$0	\$0	\$2,000
10-411-46110-00000	Office Equipment/Furniture	\$600	\$600	\$1,000
COST CENTER TOTAL (NONE):		\$1,104,314	\$1,098,940	\$1,335,404
10-411-40020-00292	Part Time Employees	\$18,500	\$1,414	\$0
10-411-41010-00292	Fica	\$1,415	\$108	\$0
10-411-42071-00292	Other Professional Services-Engineering R	\$8,745	\$8,286	\$8,745
10-411-42072-00292	Other Professional Services-Grease Trap I	\$16,250	\$13,250	\$13,250
10-411-42073-00292	Other Professional Services-License-Renta	\$650,000	\$327,975	\$650,000
10-411-42074-00292	Other Professional Services-Inspection-Re	\$350,500	\$350,500	\$350,500
10-411-42075-00292	Other Professional Services-Inspection-UC	\$0	\$139,018	\$255,000
COST CENTER TOTAL (THIRD PARTY INSPECTIONS):		\$1,045,410	\$840,551	\$1,277,495
FUND TOTAL (GENERAL):		\$2,149,724	\$1,939,491	\$2,612,899
50-411-46101-00000	Vehicle Lease/Purchase	\$8,500	\$11,045	\$11,600
COST CENTER TOTAL (NONE):		\$8,500	\$11,045	\$11,600
FUND TOTAL (CAPITAL PROJECTS):		\$8,500	\$11,045	\$11,600

PERMITS, PLANNING & ZONING

Revenue Total		Expense Total	
Total Adj. Budget:	\$2,410,775	Total Adj. Budget:	\$2,158,224
Total Projected:	\$2,216,223	Total Projected:	\$1,950,536
Total Requested:	\$2,506,403	Total Requested:	\$2,624,499

Account #	Account Description	2016 Adjusted Budget	2016 Projected Year End	2017 Budget Request
EXPENSE TOTAL:		\$2,158,224	\$1,950,536	\$2,624,499

PERMITS, PLANNING & ZONING

Comment Report

Account #	Requested	Comment
10-411-31010-00000	\$61,242	Based on this year's anticipated revenue and the history of the line item. However this line item can fluxuate greatly each year.
10-411-31040-00000	\$700	Anticipate this line item to be flat.
10-411-31050-00000	\$26,250	Anticipated revenue based on a five year average.
10-411-31080-00000	\$13,000	Based on five year average.
10-411-31130-00000	\$1,100	Based on this years anticipated revenue.
10-411-31161-00000	\$500,000	This line item is very difficult at best to predict. It is influenced by many factors such as economy and anticipated projects among others. Although there are several major projects that MAY go to permit next year I am not able to gauge the permit value at this time. There are several large projects due to be permitted in 2017 that should increase this line item.
10-411-31180-00000	\$13,356	Based on line item history, averages and a moderate increase based on this years numbers. Based upon the average revenue since 2008 as well as the uptick in the numbers for the current budget year.
10-411-31190-00000	\$4,000	Based on anticipated revenue this year.
10-411-31210-00000	\$1,450	Based on five year average of the line item revenue.
10-411-31220-00000	\$8,700	Based on a five year average of the line item revenue with no anticipated major special events added next year.
10-411-31281-00000	\$3,400	Based on the average revenue for this line item since 2008 and adjusted for the average change.
10-411-31286-00000	\$25,000	Based on projected reveune for this year. New line item wiith no history.
10-411-34120-00000	\$15,000	Best estimate based on averages.
10-411-34180-00000	\$18,000	plan to use in 2017
10-411-35010-00000	\$8,500	Based on the history of the line item since 2008 and adjusted for current trends.
10-411-35030-00292	\$11,000	This is a relatively new line item with no significant history. The request is based off of this years request.
10-411-35040-00000	\$7,000	Based on the history of the line item since 2008 and recent trends.
10-411-35050-00000	\$11,000	Based on line item averages and current trend.
10-411-35060-00000	\$1,245	Based on the average line item revenue since 2008 and adjusted for current trends.
10-411-35070-00292	\$20,500	Based on the known number of grease interceptors in the City.
10-411-35080-00000	\$23,500	This line item is difficult to predict at best. There is no way certain to determine the number and size of certificate of occupancy inspections that will occur in any given year. This request is based on the history of the line item, current estimate of this years revenue and my best estimate.

PERMITS, PLANNING & ZONING

Comment Report

Account #	Requested	Comment
10-411-35090-00292	\$850,000	Request is based off of the best estimate of licensed units anticipated next year. Revenue is imbalance from previous years due to the third party agency not sending out the license applications prior to the beginning of the license year as had been done in the past. This is an accounting issue. I believe that the 2017 budget year should be more balanced
10-411-35120-00292	\$387,000	Based on know number of units times the inspection fee.
10-411-35121-00292	\$315,000	Based on line item history and the best estimate of revenue for next year.
10-411-35640-00000	\$160	There has not been an appeal filed in over 5 years. However I am requesting \$160 as a place holder for this line item.
10-411-37030-00000	\$100	Standard budgeted amount. Request for maps and ordiances has declined considerably as this information is available on the web site at no charge.
10-411-37080-00000	\$100	Based on prior years.
10-411-39080-00292	\$18,500	plan to use in 2017
10-411-39123-00000	\$150,000	We will once again apply for the \$150,000 CBDG grant.
50-411-39090-00000	\$11,600	Year 2 of 5 - (2) 2017 Ford Escape SE 4WD
Revenue Total:		\$2,506,403
10-411-40010-00000	\$495,047	COMPUTED BY FORMULA.
10-411-40020-00000	\$77,019	COMPUTED BY FORMULA.
10-411-40030-00000	\$25,800	Cost associated with use of personnel on overtime to process tenant occupied property licenses, review and approve third party invoices for tenant occupied property license fees and inspection fees so that invoices are paid in a timely manner.
10-411-41010-00000	\$45,700	Calculated: FICA.
10-411-41120-00000	\$4,800	Cost of uniform rental for inspectors and health officer. Increased due to increase in personnel and requested additional increase in personnel.
10-411-41130-00000	\$3,000	We are now required to supply shoes for the property maintenance inspectors and this will also cover the cost of inspection equipment that has previously been taken from incorrect line items.
10-411-42010-00000	\$60,000	This line item has been incresased in anticipation of moving forward with the SALDO update in 2017 and the engineering and consulting fees associated with that project.
10-411-42020-00000	\$12,000	This request inclues an increase based on notification from the Zoning Hearing Board Solicitor that his rate will be increasing in 2017.
10-411-42070-00000	\$35,000	Line item reduced as this is used primarlily for steno services for ZHB. I will most likely be able to steadily reduce this line item over the next several years.
10-411-42071-00292	\$8,745	This line item should remain flat in 2017

PERMITS, PLANNING & ZONING

Comment Report

Account #	Requested	Comment
10-411-42072-00292	\$13,250	Projection is based on the number of grease traps known plus an allowance for re-inspections and new installations.
10-411-42073-00292	\$650,000	Based on the known number of licensed units.
10-411-42074-00292	\$350,500	This is a 100% passthrough to the third party based on the known number of units.
10-411-42075-00292	\$255,000	Based on best estimate of cost for third party inspections in 2017
10-411-43021-00000	\$3,500	Cost associated with professional certifications required for personnel.
10-411-43150-00000	\$11,600	Annual lease purchase payment on two 2017 Ford Escapes.
10-411-43190-00000	\$66,234	Calculated: Internal Services
10-411-43191-00000	\$38,020	Calculated: Internal Services
10-411-43192-00000	\$21,353	Calculated: Internal Services
10-411-43193-00000	\$310,883	Calculated: Internal Services
10-411-43194-00000	\$113,748	Calculated: Internal Services
10-411-45010-00000	\$200	It is my desire to conduct more classes next year and to provide light refreshemnts to participants.
10-411-45020-00000	\$6,000	Cost associated with office supplies and equipment. We are now required to absorb the cost of our desktop scanners and printers resulting in increased costs in this line item.
10-411-45090-00000	\$2,500	Cost associated with updating our code library and to provide manuals and publications for the professional staff.
10-411-45300-00000	\$2,000	Costs associated with the purchase of protective equipment such as masks, tyvek suits and booties and related supplies to protect employees in bug infested or other hazardous environments.
10-411-46110-00000	\$1,000	Anticipated expenses associated with maintenance and procurment of descktop electronics and furniture replacement.
50-411-46101-00000	\$11,600	Year 2 of 5 Vehicle Lease Purchase - (2) 2017 Ford Escape SE 4WD
Expense Total:	\$2,624,499	

PERMITS, PLANNING & ZONING

Fund Total Report

Fund	Fund Description		2016 Adjusted Budget	2016 Projected Year End	2017 Budget Request
10	GENERAL	Revenue:	\$2,402,275	\$2,205,177	\$2,494,803
		Expense:	\$2,149,724	\$1,939,491	\$2,612,899
50	CAPITAL PROJECTS	Revenue:	\$8,500	\$11,046	\$11,600
		Expense:	\$8,500	\$11,045	\$11,600
		Total Revenue:	\$2,410,775	\$2,216,223	\$2,506,403
		Total Expense:	\$2,158,224	\$1,950,536	\$2,624,499

PERMITS, PLANNING & ZONING

Cost Center Total Report

Cost Center	Cost Center Description		2016 Adjusted Budget	2016 Projected Year End	2017 Budget Request
00000	NONE	Revenue:	\$850,335	\$787,318	\$904,403
		Expense:	\$1,112,814	\$1,109,985	\$1,347,004
00292	THIRD PARTY INSPECTIONS	Revenue:	\$1,560,440	\$1,428,905	\$1,602,000
		Expense:	\$1,045,410	\$840,551	\$1,277,495
		Total Revenue:	\$2,410,775	\$2,216,223	\$2,506,403
		Total Expense:	\$2,158,224	\$1,950,536	\$2,624,499

PERMITS, PLANNING, & ZONING

#	Jobtitle	Union	2016 Salary Per Job Title	Current Total Per Job Title	Total Increase Per Job Title	Total Longevity Per Job Title	2017 Request Per Job Title
1	DEPUTY DIRECTOR PPZ	NAFF	\$67,455	\$67,455	\$1,349	\$0	\$68,804
1	HEALTH SANITATION OFFICER	NAFF	\$44,674	\$44,674	\$893	\$0	\$45,567
1	OFFICE COORDINATOR	YPEA	\$35,049	\$35,049	\$810	\$717	\$36,576
1	PERMITS TECHNICIAN	YPEA	\$35,193	\$35,193	\$812	\$1,440	\$37,445
1	PLANNER	NAFF	\$44,852	\$44,852	\$897	\$0	\$45,749
2	PROPERTY MAINT INSPECTOR*	NAFF	\$35,682	\$71,364	\$1,427	\$0	\$72,791
3	PROPERTY MAINT INSPECTOR (PT)	NAFF	\$17,846	\$53,539	\$1,071	\$0	\$54,610
1	PROPERTY MAINT INSPECTOR	NAFF	\$35,693	\$35,693	\$714	\$0	\$36,407
1	PROPERTY MAINT INSPECTOR	NAFF	\$36,492	\$36,492	\$730	\$0	\$37,222
1	PROPERTY MAINT INSPECTOR	NAFF	\$39,334	\$39,334	\$787	\$0	\$40,121
1	ZONING OFFICER	NAFF	\$59,125	\$59,125	\$1,183	\$0	\$60,308
1	HEALTH SANITATION ASST (PT)*	NAFF	\$21,970	\$21,970	\$439	\$0	\$22,409
				\$544,740	\$11,112	\$2,157	\$558,009

Employee Totals	
NAFF	13
Full-Time	9
Part-Time	4
YPEA	2
Full-Time	2
Total:	15

Fund Total	
10-General	\$558,009

35% of Housing Office Coord \$14,057

\$572,066

* New Position Request

HEALTH

Revenue Total		Expense Total	
Total Adj. Budget:	\$1,774,980	Total Adj. Budget:	\$1,805,400
Total Projected:	\$1,710,349	Total Projected:	\$1,808,814
Total Requested:	\$2,009,007	Total Requested:	\$2,260,050

Account #	Account Description	2016 Adjusted Budget	2016 Projected Year End	2017 Budget Request
REVENUE				
10-413-34164-10178	Federal Grant-HUD	\$0	\$25,000	\$200,000
COST CENTER TOTAL (HUD-LEAD GRANT):		\$0	\$25,000	\$200,000
FUND TOTAL (GENERAL):		\$0	\$25,000	\$200,000
25-413-39090-00000	Transfer from General	\$180,000	\$180,000	\$180,000
COST CENTER TOTAL (NONE):		\$180,000	\$180,000	\$180,000
25-413-34010-10011	Health Grant	\$160,000	\$167,859	\$165,000
COST CENTER TOTAL (ADULT INJURY):		\$160,000	\$167,859	\$165,000
25-413-34010-10012	Health Grant	\$90,000	\$77,999	\$85,000
COST CENTER TOTAL (AIDS COUNSELING & TESTING):		\$90,000	\$77,999	\$85,000
25-413-34010-10013	Health Grant	\$65,000	\$69,944	\$73,000
COST CENTER TOTAL (AIDS EDUCATION):		\$65,000	\$69,944	\$73,000
25-413-34010-10015	Health Grant	\$250,000	\$209,588	\$226,000
COST CENTER TOTAL (CHOLESTEROL):		\$250,000	\$209,588	\$226,000
25-413-34010-10016	Health Grant	\$72,000	\$79,112	\$125,000
COST CENTER TOTAL (HOME VISITOR):		\$72,000	\$79,112	\$125,000
25-413-34010-10017	Health Grant - State Health	\$288,650	\$337,096	\$309,000
COST CENTER TOTAL (STATE HEALTH):		\$288,650	\$337,096	\$309,000
25-413-34010-10018	Health Grant	\$185,000	\$147,793	\$168,000
COST CENTER TOTAL (IMMUNIZATION):		\$185,000	\$147,793	\$168,000
25-413-32100-10019	Health/Lead Fines	\$0		\$0
25-413-37080-10019	Miscellaneous	\$13,500	\$7,450	\$5,000
COST CENTER TOTAL (LEAD):		\$13,500	\$7,450	\$5,000

HEALTH

Revenue Total		Expense Total	
Total Adj. Budget:	\$1,774,980	Total Adj. Budget:	\$1,805,400
Total Projected:	\$1,710,349	Total Projected:	\$1,808,814
Total Requested:	\$2,009,007	Total Requested:	\$2,260,050

Account #	Account Description	2016 Adjusted Budget	2016 Projected Year End	2017 Budget Request
25-413-34010-10074	Health Grant	\$279,000	\$214,110	\$261,677
25-413-39080-10074	Expense Reimbursements-Other	\$0	\$0	\$13,000
COST CENTER TOTAL (BIOTERRORISM GRANT):		\$279,000	\$214,110	\$274,677
25-413-34010-10124	Health Grants	\$46,330	\$43,904	\$46,330
COST CENTER TOTAL (DENTAL HEALTH):		\$46,330	\$43,904	\$46,330
25-413-34010-10166	Health Grant-Tuberculosis	\$7,500	\$8,312	\$7,000
COST CENTER TOTAL (TUBERCULOSIS GRANT):		\$7,500	\$8,312	\$7,000
FUND TOTAL (STATE HEALTH GRANTS):		\$1,636,980	\$1,543,165	\$1,664,007
93-413-36060-00000	Weyer Trust Contribution	\$138,000	\$142,000	\$145,000
COST CENTER TOTAL (NONE):		\$138,000	\$142,000	\$145,000
FUND TOTAL (WEYER TRUST):		\$138,000	\$142,000	\$145,000
REVENUE TOTAL:		\$1,774,980	\$1,710,165	\$2,009,007
EXPENDITURES				
10-413-41140-00000	Tuition Reimbursement	\$6,000	\$6,590	\$0
10-413-43010-00000	Travel	\$1,250	\$687	\$0
10-413-43404-00000	Allocation Contingency	\$180,000	\$180,000	\$180,000
10-413-44020-00000	Printing/Binding	\$33	\$33	\$0
10-413-44030-00000	Association Dues/Conferences	\$800	\$595	\$0
10-413-44170-00000	Building Rent	\$30,000	\$33,228	\$34,000
10-413-44180-00000	Vehicle/Equipment Rental	\$204	\$122	\$220
10-413-44210-00000	Other Repair Service	\$426	\$387	\$425
10-413-44340-00000	Vehicle Insurance	\$600	\$225	\$375
10-413-44400-00000	Other Contractual Services	\$95,000	\$90,000	\$100,000
10-413-45020-00000	Office/Data Processing	\$600	\$533	\$600
10-413-45090-00000	Books/Subscriptions	\$100	\$50	\$100
10-413-45110-00000	Medical Supplies	\$1,116	\$1,116	\$1,116
COST CENTER TOTAL (NONE):		\$316,129	\$313,566	\$316,836
10-413-43020-10178	Training	\$0	\$750	\$3,000
10-413-44400-10178	Other Contractual Services	\$0	\$25,000	\$193,000
10-413-45110-10178	Medical Supplies	\$0	\$0	\$1,000
10-413-45300-10178	Other Supplies/Materials	\$0	\$0	\$3,000
COST CENTER TOTAL (HUD-LEAD GRANT):		\$0	\$25,750	\$200,000
FUND TOTAL (GENERAL):		\$316,129	\$339,316	\$516,836

HEALTH

Revenue Total		Expense Total	
Total Adj. Budget:	\$1,774,980	Total Adj. Budget:	\$1,805,400
Total Projected:	\$1,710,349	Total Projected:	\$1,808,814
Total Requested:	\$2,009,007	Total Requested:	\$2,260,050

Account #	Account Description	2016 Adjusted Budget	2016 Projected Year End	2017 Budget Request
25-413-40010-10011	Salaries/Wages	\$62,909	\$61,683	\$65,635
25-413-40050-10011	Vacation	\$0	\$571	\$0
25-413-40060-10011	Holiday	\$0	\$1,552	\$0
25-413-40070-10011	Sick	\$0	\$676	\$0
25-413-41010-10011	FICA	\$4,813	\$4,914	\$5,021
25-413-43010-10011	Travel	\$7,500	\$4,316	\$5,900
25-413-43190-10011	Central Services Allocations	\$5,055	\$5,055	\$5,777
25-413-43191-10011	Info Systems Allocations	\$6,025	\$6,025	\$5,914
25-413-43192-10011	Human Resources Allocations	\$2,382	\$2,382	\$2,285
25-413-43193-10011	Insurance Allocations	\$9,506	\$9,506	\$27,039
25-413-43194-10011	Business Administration Allocations	\$13,010	\$13,010	\$12,213
25-413-44010-10011	Postage/Shipping	\$150	\$100	\$250
25-413-44020-10011	Printing/Binding	\$2,500	\$1,000	\$2,000
25-413-44030-10011	Association Dues/Conferences	\$3,000	\$2,650	\$2,500
25-413-44170-10011	Building Rent	\$9,300	\$9,299	\$9,600
25-413-44180-10011	Vehicle/Equipment Rental	\$450	\$422	\$1,000
25-413-44400-10011	Other Contractual Services	\$1,000	\$500	\$5,000
25-413-45020-10011	Office/Data Processing	\$1,000	\$543	\$750
25-413-45300-10011	Other Supplies/Materials	\$15,000	\$47,630	\$22,500
COST CENTER TOTAL (ADULT INJURY):		\$143,599	\$171,832	\$173,385
25-413-40010-10012	Salaries/Wages	\$46,592	\$43,833	\$46,818
25-413-40050-10012	Vacation	\$0	\$496	\$0
25-413-40060-10012	Holiday	\$0	\$1,410	\$0
25-413-40070-10012	Sick	\$0	\$854	\$0
25-413-41010-10012	FICA	\$3,564	\$3,545	\$3,582
25-413-43010-10012	Travel	\$948	\$352	\$350
25-413-43190-10012	Central Services Allocations	\$2,889	\$2,889	\$3,301
25-413-43191-10012	Info Systems Allocations	\$3,443	\$3,443	\$3,380
25-413-43192-10012	Human Resources Allocations	\$1,361	\$1,361	\$1,306
25-413-43193-10012	Insurance Allocations	\$5,432	\$5,432	\$30,756
25-413-43194-10012	Business Administration Allocations	\$7,434	\$7,434	\$6,979
25-413-44010-10012	Postage/Shipping	\$50	\$0	\$0
25-413-44020-10012	Printing/Binding	\$0	\$50	\$50
25-413-44030-10012	Association Dues/Conferences	\$50	\$50	\$50
25-413-44050-10012	Telephone	\$0	\$50	\$150
25-413-44170-10012	Building Rent	\$6,250	\$7,706	\$6,400
25-413-44180-10012	Vehicle/Equipment Rental	\$300	\$422	\$0
25-413-45020-10012	Office/Data Processing	\$500	\$500	\$500
25-413-45110-10012	Medical Supplies	\$150	\$500	\$500
25-413-45300-10012	Other Supplies/Materials	\$1,000	\$526	\$1,000
COST CENTER TOTAL (AIDS COUNSELING & TESTING):		\$79,963	\$80,852	\$105,121
25-413-40010-10013	Salaries/Wages	\$41,393	\$28,616	\$86,180

HEALTH

Revenue Total		Expense Total	
Total Adj. Budget:	\$1,774,980	Total Adj. Budget:	\$1,805,400
Total Projected:	\$1,710,349	Total Projected:	\$1,808,814
Total Requested:	\$2,009,007	Total Requested:	\$2,260,050

Account #	Account Description	2016 Adjusted Budget	2016 Projected Year End	2017 Budget Request
25-413-40050-10013	Vacation	\$0	\$1,038	\$0
25-413-40060-10013	Holiday	\$0	\$1,427	\$0
25-413-40070-10013	Sick	\$0	\$1,270	\$0
25-413-41010-10013	FICA	\$3,167	\$2,456	\$6,593
25-413-43010-10013	Travel	\$1,205	\$1,000	\$2,000
25-413-43190-10013	Central Services Allocations	\$2,889	\$2,889	\$5,938
25-413-43191-10013	Info Systems Allocations	\$3,443	\$3,443	\$3,380
25-413-43192-10013	Human Resources Allocations	\$1,361	\$1,361	\$2,612
25-413-43193-10013	Insurance Allocations	\$30,851	\$30,851	\$60,110
25-413-43194-10013	Business Administration Allocations	\$7,434	\$7,434	\$13,958
25-413-44030-10013	Association Dues/Conferences	\$50	\$150	\$150
25-413-44050-10013	Telephone	\$50	\$150	\$0
25-413-44170-10013	Building Rent	\$4,740	\$3,353	\$2,000
25-413-44180-10013	Vehicle/Equipment Rental	\$295	\$219	\$220
25-413-44230-10013	Laboratory Fees	\$125	\$200	\$100
25-413-45020-10013	Office/Data Processing	\$450	\$450	\$450
25-413-45110-10013	Medical Supplies	\$250	\$250	\$250
25-413-45300-10013	Other Supplies/Materials	\$750	\$922	\$750
COST CENTER TOTAL (AIDS EDUCATION):		\$98,453	\$87,480	\$184,690

25-413-40010-10015	Salaries/Wages	\$64,066	\$62,993	\$66,078
25-413-40050-10015	Vacation	\$0	\$967	\$0
25-413-40060-10015	Holiday	\$0	\$1,394	\$0
25-413-40070-10015	Sick	\$0	\$314	\$0
25-413-41010-10015	FICA	\$4,901	\$4,976	\$5,055
25-413-43010-10015	Travel	\$6,000	\$1,828	\$4,750
25-413-43190-10015	Central Services Allocations	\$4,333	\$4,333	\$4,952
25-413-43191-10015	Info Systems Allocations	\$5,164	\$5,164	\$5,069
25-413-43192-10015	Human Resources Allocations	\$2,042	\$2,042	\$1,959
25-413-43193-10015	Insurance Allocations	\$39,922	\$39,922	\$46,134
25-413-43194-10015	Business Administration Allocations	\$11,151	\$11,151	\$10,468
25-413-44010-10015	Postage/Shipping	\$500	\$100	\$250
25-413-44020-10015	Printing/Binding	\$5,000	\$1,304	\$1,250
25-413-44030-10015	Association Dues/Conferences	\$3,000	\$1,500	\$1,500
25-413-44170-10015	Building Rent	\$6,240	\$6,231	\$6,400
25-413-44180-10015	Vehicle/Equipment Rental	\$1,000	\$436	\$1,000
25-413-44400-10015	Other Contractual Services	\$21,000	\$35,804	\$35,000
25-413-45010-10015	Food	\$1,000	\$0	\$0
25-413-45020-10015	Office/Data Processing	\$1,500	\$522	\$750
25-413-45300-10015	Other Supplies/Materials	\$50,000	\$75,389	\$37,000
COST CENTER TOTAL (CHOLESTEROL):		\$226,820	\$256,371	\$227,615

25-413-40010-10016	Salaries/Wages	\$35,982	\$34,922	\$62,161
25-413-40020-10016	Part Time Employees	\$0	\$6,720	\$24,960
25-413-40050-10016	Vacation	\$0	\$1,640	\$0
25-413-40060-10016	Holiday	\$0	\$1,323	\$0

HEALTH

Revenue Total		Expense Total	
Total Adj. Budget:	\$1,774,980	Total Adj. Budget:	\$1,805,400
Total Projected:	\$1,710,349	Total Projected:	\$1,808,814
Total Requested:	\$2,009,007	Total Requested:	\$2,260,050

Account #	Account Description	2016 Adjusted Budget	2016 Projected Year End	2017 Budget Request
25-413-40070-10016	Sick	\$0	\$443	\$0
25-413-41010-10016	FICA	\$2,753	\$3,019	\$4,755
25-413-43010-10016	Travel	\$400	\$948	\$2,650
25-413-43190-10016	Central Services Allocations	\$2,889	\$2,889	\$5,173
25-413-43191-10016	Info Systems Allocations	\$3,443	\$3,443	\$3,380
25-413-43192-10016	Human Resources Allocations	\$1,361	\$1,361	\$2,612
25-413-43193-10016	Insurance Allocations	\$30,851	\$30,851	\$32,133
25-413-43194-10016	Business Administration Allocations	\$7,434	\$7,434	\$13,958
25-413-44010-10016	Postage/Shipping	\$50	\$50	\$50
25-413-44020-10016	Printing/Binding	\$0	\$200	\$780
25-413-44030-10016	Association Dues/Conferences	\$50	\$610	\$650
25-413-44050-10016	Telephone	\$0	\$50	\$150
25-413-44170-10016	Building Rent	\$5,200	\$6,075	\$6,000
25-413-44180-10016	Vehicle/Equipment Rental	\$670	\$341	\$220
25-413-45020-10016	Office/Data Processing	\$750	\$348	\$488
25-413-45300-10016	Other Supplies/Materials	\$3,000	\$2,720	\$3,000
COST CENTER TOTAL (HOME VISITOR):		\$94,833	\$105,386	\$163,119

25-413-40010-10017	Salaries/Wages	\$84,267	\$79,267	\$85,953
25-413-40050-10017	Vacation	\$0	\$2,802	\$0
25-413-40060-10017	Holiday	\$0	\$2,859	\$0
25-413-40070-10017	Sick	\$0	\$908	\$0
25-413-41010-10017	FICA	\$6,446	\$6,529	\$6,575
25-413-42070-10017	Other Professional Services	\$2,500	\$0	\$3,500
25-413-43010-10017	Travel	\$800	\$100	\$2,000
25-413-43020-10017	Training	\$3,000	\$1,790	\$3,000
25-413-43150-10017	Interfund Transfer	\$0	\$1,250	\$6,000
25-413-43190-10017	Central Services Allocations	\$4,911	\$4,911	\$5,612
25-413-43191-10017	Info Systems Allocations	\$5,853	\$5,853	\$5,745
25-413-43192-10017	Human Resources Allocations	\$2,314	\$2,314	\$2,220
25-413-43193-10017	Insurance Allocations	\$28,299	\$28,299	\$30,858
25-413-43194-10017	Business Administration Allocations	\$12,638	\$12,638	\$11,864
25-413-44010-10017	Postage/Shipping	\$50	\$0	\$0
25-413-44020-10017	Printing/Binding	\$100	\$0	\$500
25-413-44030-10017	Association Dues/Conferences	\$2,000	\$0	\$2,000
25-413-44050-10017	Telephone	\$0	\$0	\$50
25-413-44070-10017	Electric-Buildings	\$8,000	\$6,037	\$8,000
25-413-44160-10017	Natural Gas/Heating Fuel	\$3,000	\$2,960	\$3,200
25-413-44170-10017	Building Rent	\$8,000	\$3,000	\$18,000
25-413-44180-10017	Vehicle/Equipment Rental	\$225	\$0	\$220
25-413-44210-10017	Other Repair Service	\$260	\$100	\$660
25-413-44370-10017	Health Profession Liability Insurance	\$0	\$110	\$110
25-413-44400-10017	Other Contractual Services	\$5,000	\$4,273	\$56,200
25-413-45010-10017	Food	\$250	\$223	\$250
25-413-45020-10017	Office/Data Processing	\$700	\$600	\$3,600
25-413-45050-10017	Janitorial Supplies	\$100	\$50	\$750
25-413-45090-10017	Books/Subscriptions	\$125	\$50	\$125
25-413-45110-10017	Medical Supplies	\$1,000	\$1,000	\$2,000

HEALTH

Revenue Total		Expense Total	
Total Adj. Budget:	\$1,774,980	Total Adj. Budget:	\$1,805,400
Total Projected:	\$1,710,349	Total Projected:	\$1,808,814
Total Requested:	\$2,009,007	Total Requested:	\$2,260,050

Account #	Account Description	2016 Adjusted Budget	2016 Projected Year End	2017 Budget Request
25-413-45300-10017	Other Supplies/Materials	\$60	\$60	\$1,060
25-413-46110-10017	Office Equipment/Furniture	\$0	\$0	\$20,000
25-413-46120-10017	Data Processing Equipment	\$0	\$0	\$5,000
COST CENTER TOTAL (STATE HEALTH):		\$179,898	\$167,981	\$285,053

25-413-40010-10018	Salaries/Wages	\$69,029	\$60,819	\$67,409
25-413-40050-10018	Vacation	\$0	\$655	\$0
25-413-40060-10018	Holiday	\$0	\$982	\$0
25-413-40070-10018	Sick	\$0	\$413	\$0
25-413-41010-10018	FICA	\$5,281	\$4,727	\$5,387
25-413-43010-10018	Travel	\$2,000	\$1,786	\$2,020
25-413-43190-10018	Central Services Allocations	\$4,911	\$4,911	\$5,612
25-413-43191-10018	Info Systems Allocations	\$5,853	\$5,853	\$5,745
25-413-43192-10018	Human Resources Allocations	\$2,314	\$2,314	\$2,220
25-413-43193-10018	Insurance Allocations	\$52,448	\$52,448	\$51,023
25-413-43194-10018	Business Administration Allocations	\$12,638	\$12,638	\$11,864
25-413-44010-10018	Postage/Shipping	\$50	\$50	\$50
25-413-44020-10018	Printing/Binding	\$100	\$100	\$250
25-413-44030-10018	Association Dues/Conferences	\$500	\$500	\$125
25-413-44050-10018	Telephone	\$300	\$0	\$0
25-413-44170-10018	Building Rent	\$16,323	\$14,857	\$9,800
25-413-44180-10018	Vehicle/Equipment Rental	\$400	\$426	\$220
25-413-44210-10018	Other Repair Service	\$400	\$400	\$450
25-413-44370-10018	Health Profession Liability Insurance	\$110	\$0	\$0
25-413-44400-10018	Other Contractual Services	\$3,250	\$2,800	\$3,715
25-413-45020-10018	Office/Data Processing	\$200	\$200	\$200
25-413-45110-10018	Medical Supplies	\$1,400	\$1,000	\$350
25-413-45300-10018	Other Supplies/Materials	\$800	\$790	\$350
COST CENTER TOTAL (IMMUNIZATION):		\$178,305	\$168,668	\$166,791

25-413-43010-10019	Travel	\$1,500	\$65	\$500
25-413-43020-10019	Training	\$0		\$0
25-413-44010-10019	Postage/Shipping	\$100	\$0	\$430
25-413-44020-10019	Printing/Binding	\$50	\$0	\$0
25-413-44030-10019	Association Dues/Conferences	\$2,500	\$0	\$0
25-413-44170-10019	Building Rent	\$4,200	\$4,550	\$1,200
25-413-44180-10019	Vehicle/Equipment Rental	\$150	\$20	\$220
25-413-44210-10019	Other Repair Service	\$2,850	\$0	\$0
25-413-45020-10019	Office/Data Processing	\$150	\$0	\$150
25-413-45110-10019	Medical Supplies	\$0	\$450	\$2,500
25-413-45300-10019	Other Supplies/Materials	\$2,000	\$0	\$0
COST CENTER TOTAL (LEAD):		\$13,500	\$5,085	\$5,000

25-413-40010-10074	Salaries/Wages	\$108,045	\$93,691	\$73,800
25-413-40050-10074	Vacation	\$0	\$1,615	\$0

HEALTH

Revenue Total		Expense Total	
Total Adj. Budget:	\$1,774,980	Total Adj. Budget:	\$1,805,400
Total Projected:	\$1,710,349	Total Projected:	\$1,808,814
Total Requested:	\$2,009,007	Total Requested:	\$2,260,050

Account #	Account Description	2016 Adjusted Budget	2016 Projected Year End	2017 Budget Request
25-413-40060-10074	Holiday	\$0	\$2,698	\$0
25-413-40070-10074	Sick	\$0	\$198	\$0
25-413-41010-10074	FICA	\$8,265	\$7,450	\$5,646
25-413-43010-10074	Travel	\$7,500	\$7,222	\$2,900
25-413-43190-10074	Central Services Allocations	\$6,499	\$6,499	\$4,792
25-413-43191-10074	Info Systems Allocations	\$7,746	\$7,746	\$7,604
25-413-43192-10074	Human Resources Allocations	\$3,063	\$3,063	\$1,632
25-413-43193-10074	Insurance Allocations	\$24,931	\$24,931	\$38,445
25-413-43194-10074	Business Administration Allocations	\$16,727	\$16,727	\$8,723
25-413-44020-10074	Printing/Binding	\$150	\$156	\$1,500
25-413-44030-10074	Association Dues/Conferences	\$1,950	\$1,300	\$1,370
25-413-44050-10074	Telephone	\$2,725	\$300	\$200
25-413-44170-10074	Building Rent	\$17,761	\$10,434	\$10,500
25-413-44180-10074	Vehicle/Equipment Rental	\$500	\$382	\$220
25-413-44400-10074	Other Contractual Services	\$5,075	\$4,343	\$8,600
25-413-45010-10074	Food	\$100	\$0	\$2,000
25-413-45020-10074	Office/Data Processing	\$10,500	\$2,341	\$3,553
25-413-45090-10074	Books/Subscriptions	\$100	\$100	\$100
25-413-45110-10074	Medical Supplies	\$4,665	\$5,089	\$4,952
25-413-45300-10074	Other Supplies/Materials	\$48,350	\$44,480	\$18,650
COST CENTER TOTAL (BIOTERRORISM GRANT):		\$274,653	\$240,764	\$195,187
25-413-40010-10124	Salaries/Wages	\$10,955	\$8,997	\$12,819
25-413-40050-10124	Vacation	\$0	\$123	\$0
25-413-40060-10124	Holiday	\$0	\$172	\$0
25-413-40070-10124	Sick	\$0	\$78	\$0
25-413-41010-10124	FICA	\$838	\$705	\$981
25-413-43010-10124	Travel	\$300	\$189	\$300
25-413-43190-10124	Central Services Allocations	\$722	\$722	\$904
25-413-43191-10124	Info Systems Allocations	\$861	\$861	\$845
25-413-43192-10124	Human Resources Allocations	\$340	\$340	\$366
25-413-43193-10124	Insurance Allocations	\$7,713	\$7,713	\$8,471
25-413-43194-10124	Business Administration Allocations	\$1,859	\$1,859	\$1,954
25-413-44010-10124	Postage/Shipping	\$125	\$50	\$50
25-413-44020-10124	Printing/Binding	\$1,000	\$714	\$1,000
25-413-44170-10124	Building Rent	\$3,000	\$3,000	\$3,000
25-413-44180-10124	Vehicle/Equipment Rental	\$700	\$202	\$650
25-413-44400-10124	Other Contractual Services	\$10,750	\$9,400	\$10,750
25-413-45020-10124	Office/Data Processing	\$1,000	\$500	\$1,000
25-413-45110-10124	Medical Supplies	\$4,586	\$4,475	\$4,000
25-413-45300-10124	Other Supplies/Materials	\$5,500	\$5,199	\$5,000
COST CENTER TOTAL (DENTAL HEALTH):		\$50,248	\$45,297	\$52,090
25-413-40010-10166	Salaries/Wages	\$2,688	\$2,442	\$1,098
25-413-40050-10166	Vacation	\$0	\$41	\$0
25-413-40060-10166	Holiday	\$0	\$51	\$0

HEALTH

Revenue Total		Expense Total	
Total Adj. Budget:	\$1,774,980	Total Adj. Budget:	\$1,805,400
Total Projected:	\$1,710,349	Total Projected:	\$1,808,814
Total Requested:	\$2,009,007	Total Requested:	\$2,260,050

Account #	Account Description	2016 Adjusted Budget	2016 Projected Year End	2017 Budget Request
25-413-40070-10166	Sick	\$0	\$26	\$0
25-413-41010-10166	Fica	\$206	\$281	\$84
25-413-43010-10166	Travel	\$600	\$75	\$1,250
25-413-43190-10166	Central Services Allocations	\$144	\$144	\$86
25-413-43191-10166	Info Systems Allocations	\$172	\$172	\$169
25-413-43192-10166	Human Resources Allocations	\$68	\$68	\$26
25-413-43193-10166	Insurance Allocations	\$1,543	\$1,543	\$615
25-413-43194-10166	Business Administration Allocations	\$372	\$372	\$140
25-413-44170-10166	Building Rent	\$1,200	\$1,200	\$1,200
25-413-44180-10166	Vehicle/Equipment Rental	\$200	\$107	\$220
25-413-45020-10166	Office/Data Processing	\$100	\$150	\$300
25-413-45110-10166	Medical Supplies	\$500	\$484	\$500
25-413-45300-10166	Other Supplies/Materials	\$3,200	\$1,601	\$1,800
COST CENTER TOTAL (TUBERCULOSIS GRANT):		\$10,992	\$8,756	\$7,488
FUND TOTAL (STATE HEALTH GRANTS):		\$1,351,264	\$1,338,473	\$1,565,540
93-413-40010-00000	Salaries/Wages	\$58,005	\$53,090	\$58,372
93-413-40050-00000	Vacation	\$0	\$2,081	\$0
93-413-40060-00000	Holiday	\$0	\$2,187	\$0
93-413-40070-00000	Sick	\$0	\$647	\$0
93-413-41010-00000	FICA	\$4,437	\$4,587	\$4,466
93-413-43010-00000	Travel	\$750	\$534	\$1,000
93-413-43190-00000	Central Services Allocations	\$3,755	\$3,755	\$4,292
93-413-43191-00000	Info Systems Allocations	\$4,476	\$4,476	\$4,393
93-413-43192-00000	Human Resources Allocations	\$1,770	\$1,770	\$1,698
93-413-43193-00000	Insurance Allocations	\$36,946	\$36,946	\$40,048
93-413-43194-00000	Business Administration Allocations	\$9,664	\$9,664	\$9,072
93-413-44010-00000	Postage/Shipping	\$50	\$0	\$50
93-413-44020-00000	Printing/Binding	\$0	\$100	\$100
93-413-44030-00000	Association Dues/Conferences	\$2,000	\$1,804	\$2,000
93-413-44040-00000	Advertising	\$804	\$0	\$800
93-413-44170-00000	Building Rent	\$5,800	\$5,100	\$12,000
93-413-44180-00000	Vehicle/Equipment Rental	\$150	\$0	\$220
93-413-44370-00000	Health Profession Liability Insurance	\$110	\$110	\$330
93-413-44400-00000	Other Contractual Services	\$8,100	\$2,800	\$29,434
93-413-45020-00000	Office/Data Processing	\$150	\$100	\$150
93-413-45090-00000	Books/Subscriptions	\$40	\$0	\$0
93-413-45110-00000	Medical Supplies	\$750	\$750	\$1,000
93-413-45300-00000	Other Supplies/Materials	\$250	\$200	\$8,250
COST CENTER TOTAL (NONE):		\$138,007	\$130,701	\$177,675
FUND TOTAL (WEYER TRUST):		\$138,007	\$130,701	\$177,675
EXPENSE TOTAL:		\$1,805,400	\$1,808,490	\$2,260,050

HEALTH

Comment Report

Account #	Requested	Comment
10-413-34164-10178	\$200,000	grant revenue
25-413-34010-10011	\$165,000	grant amount
25-413-34010-10012	\$85,000	grant amount
25-413-34010-10013	\$73,000	grant amount
25-413-34010-10015	\$226,000	grant amount
25-413-34010-10016	\$125,000	grant amount
25-413-34010-10017	\$309,000	act 315 and act 12 revenues
25-413-34010-10018	\$168,000	grant amount
25-413-34010-10074	\$261,677	grant amount
25-413-34010-10124	\$46,330	grant amount
25-413-34010-10166	\$7,000	grant amount
25-413-37080-10019	\$5,000	dust wipe samples - agreements with CA and YHA
25-413-39080-10074	\$13,000	Reimbursement for items under Other Supplies/Materials line item for 10074
25-413-39090-00000	\$180,000	To cover expenses not covered by Grants
93-413-36060-00000	\$145,000	anticipated trust revenue
Revenue Total:	\$2,009,007	
10-413-43020-10178	\$3,000	lead training for staff/LL training expenses
10-413-43404-00000	\$180,000	To cover expenses not covered by Grants
10-413-44170-00000	\$34,000	health bureau rents
10-413-44180-00000	\$220	copier rental
10-413-44210-00000	\$425	repair and maintainence at health center
10-413-44340-00000	\$375	employee car insurance reimbursement per city policy
10-413-44400-00000	\$100,000	WRA Contract
10-413-44400-10178	\$193,000	contract w/York County Planning commission
10-413-45020-00000	\$600	office supplies
10-413-45090-00000	\$100	Medical books
10-413-45110-00000	\$1,116	medical supplies
10-413-45110-10178	\$1,000	program medical supplies for lead testing
10-413-45300-10178	\$3,000	lead XRF resourcing

HEALTH

Comment Report

Account #	Requested	Comment
25-413-40010-10011	\$65,635	COMPUTED BY FORMULA..
25-413-40010-10012	\$46,818	COMPUTED BY FORMULA.
25-413-40010-10013	\$86,180	COMPUTED BY FORMULA..
25-413-40010-10015	\$66,078	COMPUTED BY FORMULA.
25-413-40010-10016	\$62,161	COMPUTED BY FORMULA.
25-413-40010-10017	\$85,953	COMPUTED BY FORMULA.
25-413-40010-10018	\$67,409	COMPUTED BY FORMULA.
25-413-40010-10074	\$73,800	COMPUTED BY FORMULA.
25-413-40010-10124	\$12,819	COMPUTED BY FORMULA.
25-413-40010-10166	\$1,098	COMPUTED BY FORMULA.
25-413-40020-10016	\$24,960	COMPUTED BY FORMULA.
25-413-41010-10011	\$5,021	FICA
25-413-41010-10012	\$3,582	FICA
25-413-41010-10013	\$6,593	FICA
25-413-41010-10015	\$5,055	FICA
25-413-41010-10016	\$4,755	FICA
25-413-41010-10017	\$6,575	FICA
25-413-41010-10018	\$5,387	FICA
25-413-41010-10074	\$5,646	FICA.
25-413-41010-10124	\$981	FICA
25-413-41010-10166	\$84	FICA.
25-413-42070-10017	\$3,500	EHR, project mgmt services
25-413-43010-10011	\$5,900	Local travel, Safe States conference and other trainings per grant
25-413-43010-10012	\$350	staff mileage
25-413-43010-10013	\$2,000	staff travel - mileage and hotel/subsistence for training
25-413-43010-10015	\$4,750	Local travel, attend trainings/conferences per grant
25-413-43010-10016	\$2,650	staff mileage, conference travel expenses (i.e. AMCHIP or CityMATCH)
25-413-43010-10017	\$2,000	staff mileage/confence travel

HEALTH

Comment Report

Account #	Requested	Comment
25-413-43010-10018	\$2,020	staff mileage/National Immunization conference, PA IZ conference expenses
25-413-43010-10019	\$500	staff mileage
25-413-43010-10074	\$2,900	local mileage, staff travel to state meetings
25-413-43010-10124	\$300	staff mileage
25-413-43010-10166	\$1,250	staff travel to state meetings/trainings, mileage
25-413-43020-10017	\$3,000	environmental health trainings
25-413-43150-10017	\$6,000	salary difference for CHS/EP transfer to EP
25-413-43190-10011	\$5,777	Calculated: Internal Services
25-413-43190-10012	\$3,301	Calculated: Internal Services
25-413-43190-10013	\$5,938	Calculated: Internal Services
25-413-43190-10015	\$4,952	Calculated: Internal Services
25-413-43190-10016	\$5,173	Calculated: Internal Services
25-413-43190-10017	\$5,612	Calculated: Internal Services
25-413-43190-10018	\$5,612	Calculated: Internal Services
25-413-43190-10074	\$4,792	Calculated: Internal Services
25-413-43190-10124	\$904	Calculated: Internal Services
25-413-43190-10166	\$86	Calculated: Internal Services
25-413-43191-10011	\$5,914	Calculated: Internal Services
25-413-43191-10012	\$3,380	Calculated: Internal Services
25-413-43191-10013	\$3,380	Calculated: Internal Services
25-413-43191-10015	\$5,069	Calculated: Internal Services
25-413-43191-10016	\$3,380	Calculated: Internal Services
25-413-43191-10017	\$5,745	Calculated: Internal Services
25-413-43191-10018	\$5,745	Calculated: Internal Services
25-413-43191-10074	\$7,604	Calculated: Internal Services
25-413-43191-10124	\$845	Calculated: Internal Services
25-413-43191-10166	\$169	Calculated: Internal Services
25-413-43192-10011	\$2,285	Calculated: Internal Services
25-413-43192-10012	\$1,306	Calculated: Internal Services

HEALTH

Comment Report

Account #	Requested	Comment
25-413-43192-10013	\$2,612	Calculated: Internal Services
25-413-43192-10015	\$1,959	Calculated: Internal Services
25-413-43192-10016	\$2,612	Calculated: Internal Services
25-413-43192-10017	\$2,220	Calculated: Internal Services
25-413-43192-10018	\$2,220	Calculated: Internal Services
25-413-43192-10074	\$1,632	Calculated: Internal Services
25-413-43192-10124	\$366	Calculated: Internal Services
25-413-43192-10166	\$26	Calculated: Internal Services
25-413-43193-10011	\$27,039	Calculated: Internal Services
25-413-43193-10012	\$30,756	Calculated: Internal Services
25-413-43193-10013	\$60,110	Calculated: Internal Services
25-413-43193-10015	\$46,134	Calculated: Internal Services
25-413-43193-10016	\$32,133	Calculated: Internal Services
25-413-43193-10017	\$30,858	Calculated: Internal Services
25-413-43193-10018	\$51,023	Calculated: Internal Services
25-413-43193-10074	\$38,445	Calculated: Internal Services
25-413-43193-10124	\$8,471	Calculated: Internal Services
25-413-43193-10166	\$615	Calculated: Internal Services
25-413-43194-10011	\$12,213	Calculated: Internal Services
25-413-43194-10012	\$6,979	Calculated: Internal Services
25-413-43194-10013	\$13,958	Calculated: Internal Services
25-413-43194-10015	\$10,468	Calculated: Internal Services
25-413-43194-10016	\$13,958	Calculated: Internal Services
25-413-43194-10017	\$11,864	Calculated: Internal Services
25-413-43194-10018	\$11,864	Calculated: Internal Services
25-413-43194-10074	\$8,723	Calculated: Internal Services
25-413-43194-10124	\$1,954	Calculated: Internal Services
25-413-43194-10166	\$140	Calculated: Internal Services

HEALTH

Comment Report

Account #	Requested	Comment
25-413-44010-10011	\$250	Postage/shipping for program materials
25-413-44010-10015	\$250	postage/shipping for program materials
25-413-44010-10016	\$50	shipping for materials
25-413-44010-10018	\$50	shipping fees
25-413-44010-10019	\$430	lab shipments - dust wipes
25-413-44010-10124	\$50	postage/shipping for materials
25-413-44020-10011	\$2,000	Printing health program materials
25-413-44020-10012	\$50	printing HIV materials
25-413-44020-10015	\$1,250	printing health promotion materials
25-413-44020-10016	\$780	printing MCH materials
25-413-44020-10017	\$500	printing bureau information flyers/brochures/signagei
25-413-44020-10018	\$250	printing program materials
25-413-44020-10074	\$1,500	printing program materials and ZIKA info
25-413-44020-10124	\$1,000	printing dental brochures and program information
25-413-44030-10011	\$2,500	Membership dues and conference fees required per grant
25-413-44030-10012	\$50	HIV / STD conference fee
25-413-44030-10013	\$150	staff conference/training fees
25-413-44030-10015	\$1,500	Membership dues and conference fees required per grant
25-413-44030-10016	\$650	conference fees - i.e AMCHIP; CityMATCH
25-413-44030-10017	\$2,000	conference fees for NACCHO, or other national confernces
25-413-44030-10018	\$125	Conference fees (PIC and NIC)
25-413-44030-10074	\$1,370	conference fee for national preparedness conference
25-413-44050-10012	\$150	language line services
25-413-44050-10016	\$150	language line services
25-413-44050-10017	\$50	language line services
25-413-44050-10074	\$200	language line services
25-413-44070-10017	\$8,000	electric for health center
25-413-44160-10017	\$3,200	gas service for heatlh center
25-413-44170-10011	\$9,600	City Hall office rent

HEALTH

Comment Report

Account #	Requested	Comment
25-413-44170-10012	\$6,400	rent at Health Center
25-413-44170-10013	\$2,000	rent at Health Center
25-413-44170-10015	\$6,400	City Hall office rent
25-413-44170-10016	\$6,000	rent at Health Center
25-413-44170-10017	\$18,000	rent at health center
25-413-44170-10018	\$9,800	rent at health center for 9 months (grant will not pay Jan - March)
25-413-44170-10019	\$1,200	rent at health center
25-413-44170-10074	\$10,500	rent for city hall/health center
25-413-44170-10124	\$3,000	rent for health center
25-413-44170-10166	\$1,200	rent at Health Center
25-413-44180-10011	\$1,000	copier/printer service; other equipment rental needs
25-413-44180-10013	\$220	copier rental
25-413-44180-10015	\$1,000	copier/printer service; other equipment rental needs for grant activities
25-413-44180-10016	\$220	copier rental
25-413-44180-10017	\$220	copier rental
25-413-44180-10018	\$220	copier rental
25-413-44180-10019	\$220	copier rental
25-413-44180-10074	\$220	copier rental
25-413-44180-10124	\$650	copier rental and van rental for dental sealant days
25-413-44180-10166	\$220	copier rental 1 month
25-413-44210-10017	\$660	repairs/maintenance at health center for equipment
25-413-44210-10018	\$450	refrigerator/freezer maint/repairs
25-413-44230-10013	\$100	lab license fee
25-413-44370-10017	\$110	nurse liability insurance
25-413-44400-10011	\$5,000	Multimodal transportation planning services
25-413-44400-10015	\$35,000	Health promotion campaign services; community health and neighborhood beautification projects; food trust project
25-413-44400-10017	\$56,200	lab/xrays/potential relocation costs/electronic data system
25-413-44400-10018	\$3,715	York/Adams Immunization Coalition activities per grant

HEALTH

Comment Report

Account #	Requested	Comment
25-413-44400-10074	\$8,600	emergency prep/ZIKA awareness campaign and/or event
25-413-44400-10124	\$10,750	agreement with FFH for dental sealant days
25-413-45010-10017	\$250	health board meetings
25-413-45010-10074	\$2,000	Community event re: ZIKA/novel virus
25-413-45020-10011	\$750	offices supplies
25-413-45020-10012	\$500	office supplies
25-413-45020-10013	\$450	office supplies
25-413-45020-10015	\$750	office supplies
25-413-45020-10016	\$488	office supplies
25-413-45020-10017	\$3,600	office supplies/EHR system
25-413-45020-10018	\$200	office supplies
25-413-45020-10019	\$150	office supplies
25-413-45020-10074	\$3,553	office supplies; electronic records management system
25-413-45020-10124	\$1,000	office supplies
25-413-45020-10166	\$300	office supplies
25-413-45050-10017	\$750	janitorial supplies as needed at health center
25-413-45090-10017	\$125	professional journals and books
25-413-45090-10074	\$100	emergency planning books
25-413-45110-10012	\$500	medical supplies
25-413-45110-10013	\$250	medical supplies
25-413-45110-10017	\$2,000	medical supplies
25-413-45110-10018	\$350	medical supplies
25-413-45110-10019	\$2,500	dust wipe supplies/lab fees
25-413-45110-10074	\$4,952	POD/Medical supplies
25-413-45110-10124	\$4,000	medical/dental supplies for program delivery
25-413-45110-10166	\$500	medical supplies
25-413-45300-10011	\$22,500	Materials for injury prevention activities and complete streets improvement
25-413-45300-10012	\$1,000	program supplies and incentives

HEALTH

Comment Report

Account #	Requested	Comment
25-413-45300-10013	\$750	program supplies and incentives
25-413-45300-10015	\$37,000	Supplies to support safe and healthy communities activities
25-413-45300-10016	\$3,000	program materials / supplies
25-413-45300-10017	\$1,060	program supplies/clinical needs
25-413-45300-10018	\$350	program materials/supplies
25-413-45300-10074	\$18,650	emergency supplies/Plotter/Printer
25-413-45300-10124	\$5,000	dental supplies/incentives
25-413-45300-10166	\$1,800	lab and x-rays for TB clients
25-413-46110-10017	\$20,000	furniture/clinic room upgrades
25-413-46120-10017	\$5,000	electronic record system
93-413-40010-00000	\$58,372	COMPUTED BY FORMULA.
93-413-41010-00000	\$4,466	FICA
93-413-43010-00000	\$1,000	staff mileage/conference travel
93-413-43190-00000	\$4,292	Calculated: Internal Services
93-413-43191-00000	\$4,393	Calculated: Internal Services
93-413-43192-00000	\$1,698	Calculated: Internal Services
93-413-43193-00000	\$40,048	Calculated: Internal Services
93-413-43194-00000	\$9,072	Calculated: Internal Services
93-413-44010-00000	\$50	shipping fees
93-413-44020-00000	\$100	printing bureau materials
93-413-44030-00000	\$2,000	NACCHO, HYCC and PA Perinatal Partnership dues
93-413-44040-00000	\$800	advertising Health Bureau services
93-413-44170-00000	\$12,000	health bureau rent
93-413-44180-00000	\$220	copier rental
93-413-44370-00000	\$330	Nurse liability insurance for 3 nurses
93-413-44400-00000	\$29,434	PR/Marketing/potential relocation costs/electronic data system
93-413-45020-00000	\$150	office supplies
93-413-45110-00000	\$1,000	medical supplies
93-413-45300-00000	\$8,250	program/clinic supplies

HEALTH

Comment Report

Account #	Requested	Comment
<hr/>		
<hr/>		
Expense Total:	\$2,260,050	
<hr/>		

HEALTH

Fund Total Report

Fund	Fund Description		2016 Adjusted Budget	2016 Projected Year End	2017 Budget Request
10	GENERAL	Revenue:	\$0	\$25,000	\$200,000
		Expense:	\$316,129	\$339,316	\$516,836
25	STATE HEALTH GRANTS	Revenue:	\$1,636,980	\$1,543,165	\$1,664,007
		Expense:	\$1,351,264	\$1,338,473	\$1,565,540
26	SPECIAL PROJECTS	Revenue:	\$0	\$183	\$0
		Expense:	\$0	\$324	\$0
93	WEYER TRUST	Revenue:	\$138,000	\$142,000	\$145,000
		Expense:	\$138,007	\$130,701	\$177,675
		Total Revenue:	\$1,774,980	\$1,710,349	\$2,009,007
		Total Expense:	\$1,805,400	\$1,808,814	\$2,260,050

HEALTH

Cost Center Total Report

Cost Center	Cost Center Description		2016 Adjusted Budget	2016 Projected Year End	2017 Budget Request
00000	NONE	Revenue:	\$318,000	\$322,000	\$325,000
		Expense:	\$454,136	\$444,267	\$494,511
00233	SPECIAL PROJECTS HEALTH	Revenue:	\$0	\$183	\$0
		Expense:	\$0	\$324	\$0
10011	ADULT INJURY	Revenue:	\$160,000	\$167,859	\$165,000
		Expense:	\$143,599	\$171,832	\$173,385
10012	AIDS COUNSELING & TESTING	Revenue:	\$90,000	\$77,999	\$85,000
		Expense:	\$79,963	\$80,852	\$105,121
10013	AIDS EDUCATION	Revenue:	\$65,000	\$69,944	\$73,000
		Expense:	\$98,453	\$87,480	\$184,690
10015	CHOLESTEROL	Revenue:	\$250,000	\$209,588	\$226,000
		Expense:	\$226,820	\$256,371	\$227,615
10016	HOME VISITOR	Revenue:	\$72,000	\$79,112	\$125,000
		Expense:	\$94,833	\$105,386	\$163,119
10017	STATE HEALTH	Revenue:	\$288,650	\$337,096	\$309,000
		Expense:	\$179,898	\$167,981	\$285,053
10018	IMMUNIZATION	Revenue:	\$185,000	\$147,793	\$168,000
		Expense:	\$178,305	\$168,668	\$166,791
10019	LEAD	Revenue:	\$13,500	\$7,450	\$5,000
		Expense:	\$13,500	\$5,085	\$5,000
10074	BIOTERRORISM GRANT	Revenue:	\$279,000	\$214,110	\$274,677
		Expense:	\$274,653	\$240,764	\$195,187
10124	DENTAL HEALTH	Revenue:	\$46,330	\$43,904	\$46,330
		Expense:	\$50,248	\$45,297	\$52,090
10166	TUBERCULOSIS GRANT	Revenue:	\$7,500	\$8,312	\$7,000
		Expense:	\$10,992	\$8,756	\$7,488
10178	HUD-LEAD GRANT	Revenue:	\$0	\$25,000	\$200,000
		Expense:	\$0	\$25,750	\$200,000
		Total Revenue:	\$1,774,980	\$1,710,349	\$2,009,007
		Total Expense:	\$1,805,400	\$1,808,814	\$2,260,050

HEALTH

#	Jobtitle	Union	2016 Salary Per Job Title	Current Total Per Job Title	Total Increase Per Job Title	Total Longevity Per Job Title	2017 Request Per Job Title
1	COM HLTH NURSE II	NAFF	\$53,751	\$53,751	\$1,075	\$0	\$54,826
1	COMM HEALTH SPECIALIST	NAFF	\$43,909	\$43,909	\$878	\$0	\$44,787
1	COMM HEALTH SPECIALIST	NAFF	\$37,578	\$37,578	\$752	\$0	\$38,330
1	COMM HEALTH SPECIALIST	NAFF	\$35,693	\$35,693	\$714	\$0	\$36,407
1	COM HLTH NURSE I	NAFF	\$45,900	\$45,900	\$918	\$0	\$46,818
1	COM HLTH NURSE PT	NAFF	\$24,960	\$24,960	\$499	\$0	\$25,459
1	COMM HEALTH SVS SUPERVISOR	NAFF	\$47,680	\$47,680	\$954	\$0	\$48,633
1	DEPTY HLTH BUR OPER COORD	NAFF	\$32,720	\$32,720	\$654	\$0	\$33,374
1	DIRECTOR OF HEALTH	NAFF	\$64,364	\$64,364	\$1,287	\$0	\$65,651
1	DISEASE INTERVENTION SPEC	NAFF	\$40,581	\$40,581	\$812	\$0	\$41,393
1	EMERGENCY PLANNER	NAFF	\$62,336	\$62,336	\$1,247	\$0	\$63,583
1	HLTH BUR OPERATIONS COORD	NAFF	\$38,864	\$38,864	\$777	\$0	\$39,641
1	IMMUNIZATION OUTRCH WORKER	NAFF	\$24,030	\$24,030	\$481	\$0	\$24,510
1	LEAD PROGRAM COORD	NAFF	\$35,982	\$35,982	\$720	\$0	\$36,702
1	PERSONAL HLTH SVC SUPERVISOR	NAFF	\$54,912	\$54,912	\$1,098	\$0	\$56,010
				\$643,258	\$12,865	\$0	\$656,124

Employee Totals	
NAFF	15
Full-Time	14
Part-Time	1
Total:	15

Fund Total	
25-Health Grants	\$565,960
70-Int Services	\$31,791
93-Weyer Trust	\$58,372
Total:	\$656,124

50% of Emergency Planner to 70-213 - \$31,168

\$624,956

HOUSING

Revenue Total		Expense Total	
Total Adj. Budget:	\$3,330,340	Total Adj. Budget:	\$3,304,602
Total Projected:	\$2,376,645	Total Projected:	\$2,442,210
Total Requested:	\$2,868,712	Total Requested:	\$2,868,712

Account #	Account Description	2016 Adjusted Budget	2016 Projected Year End	2017 Budget Request
REVENUE				
10-414-39121-00000	Cdbg Reimb-Admin/Int Services	\$218,219	\$218,269	\$201,129
10-414-39141-00000	Home Reimb-Admin/Int Services	\$35,580	\$35,530	\$37,432
COST CENTER TOTAL (NONE):		\$253,799	\$253,799	\$238,561
10-414-39121-20116	Cdbg Reimb-Admin/Int Services	\$64,700	\$64,700	\$0
COST CENTER TOTAL (CDBG-PROGRAM DELIVERY):		\$64,700	\$64,700	\$0
10-414-39121-20117	Cdbg Reimb-Admin/Int Services	\$0	\$0	\$64,700
COST CENTER TOTAL (CDBG-PROGRAM DELIVERY):		\$0	\$0	\$64,700
FUND TOTAL (GENERAL):		\$318,499	\$318,499	\$303,261
30-414-34030-20014	Cdbg-Entitlement	\$187,336	\$187,336	\$0
COST CENTER TOTAL (CDBG-ADMINISTRATION):		\$187,336	\$187,336	\$0
30-414-34030-20015	Cdbg-Entitlement	\$18,807	\$18,807	\$0
COST CENTER TOTAL (CDBG-ADMINISTRATION):		\$18,807	\$18,807	\$0
30-414-34030-20016	Cdbg-Entitlement	\$206,358	\$156,358	\$50,000
COST CENTER TOTAL (CDBG Administration):		\$206,358	\$156,358	\$50,000
30-414-34030-20017	Cdbg-Entitlement	\$0	\$0	\$250,142
COST CENTER TOTAL (CDBG-ADMINISTRATION):		\$0	\$0	\$250,142
30-414-34030-20214	Cdbg-Entitlement	\$41,082	\$41,082	\$0
COST CENTER TOTAL (CDBG-PUBLIC IMPROVEMENTS):		\$41,082	\$41,082	\$0
30-414-34030-20215	Cdbg-Entitlement	\$222,197	\$100,000	\$122,197
COST CENTER TOTAL (CDBG-PUBLIC IMPROVEMENTS):		\$222,197	\$100,000	\$122,197
30-414-34030-20216	Cdbg-Entitlement	\$231,000	\$150,000	\$81,000

HOUSING

Revenue Total		Expense Total	
Total Adj. Budget:	\$3,330,340	Total Adj. Budget:	\$3,304,602
Total Projected:	\$2,376,645	Total Projected:	\$2,442,210
Total Requested:	\$2,868,712	Total Requested:	\$2,868,712

Account #	Account Description	2016 Adjusted Budget	2016 Projected Year End	2017 Budget Request
COST CENTER TOTAL (CDBG-PUBLIC IMPROVEMENTS):		\$231,000	\$150,000	\$81,000
30-414-34030-20217	Cdbg-Entitlement	\$0	\$0	\$231,000
COST CENTER TOTAL (CDBG-PUBLIC IMPROVEMENTS):		\$0	\$0	\$231,000
30-414-34030-20316	Cdbg-Entitlement	\$5,000	\$3,500	\$1,500
COST CENTER TOTAL (CDBG-HEALTH SAFETY):		\$5,000	\$3,500	\$1,500
30-414-34030-20317	Cdbg-Entitlement	\$0	\$0	\$5,000
COST CENTER TOTAL (CDBG-HEALTH & SAFETY):		\$0	\$0	\$5,000
30-414-34030-20514	Cdbg-Entitlement	\$9,261	\$9,261	\$0
COST CENTER TOTAL (CDBG-PROPERTY MANAGEMENT):		\$9,261	\$9,261	\$0
30-414-34030-20515	Cdbg-Entitlement	\$117,325	\$117,325	\$0
COST CENTER TOTAL (CDBG-PROPERTY MANAGEMENT):		\$117,325	\$117,325	\$0
30-414-34030-20516	Cdbg-Entitlement	\$123,000	\$98,000	\$25,000
COST CENTER TOTAL (CDBG-PROPERTY MANAGEMENT):		\$123,000	\$98,000	\$25,000
30-414-34030-20517	Cdbg-Entitlement	\$0	\$0	\$151,216
COST CENTER TOTAL (CDBG-PROPERTY MANAGEMENT):		\$0	\$0	\$151,216
30-414-34030-20615	Cdbg-Entitlement	\$19,609	\$19,609	\$0
COST CENTER TOTAL (CDBG-SUBRECIPIENT GRANTS):		\$19,609	\$19,609	\$0
30-414-34030-20616	Cdbg-Entitlement	\$313,354	\$286,354	\$27,000
COST CENTER TOTAL (CDBG-SUBRECIPIENT GRANTS):		\$313,354	\$286,354	\$27,000

HOUSING

Revenue Total		Expense Total	
Total Adj. Budget:	\$3,330,340	Total Adj. Budget:	\$3,304,602
Total Projected:	\$2,376,645	Total Projected:	\$2,442,210
Total Requested:	\$2,868,712	Total Requested:	\$2,868,712

Account #	Account Description	2016 Adjusted Budget	2016 Projected Year End	2017 Budget Request
30-414-34030-20617	Cdbg-Entitlement	\$0	\$0	\$313,354
COST CENTER TOTAL (CDBG-SUBRECIPIENT CONTRACTS):		\$0	\$0	\$313,354
30-414-34030-21514	Cdbg-Entitlement	\$0		\$0
30-414-38070-21514	Program Income	\$0	\$1,101	\$0
COST CENTER TOTAL (CDBG-ECONOMIC DEVELOPMENT):		\$0	\$1,101	\$0
30-414-34030-21515	Cdbg-Entitlement	\$200,402	\$200,402	\$0
COST CENTER TOTAL (CDBG-ECONOMIC DEVELOPMENT):		\$200,402	\$200,402	\$0
30-414-34030-21516	Cdbg-Entitlement	\$300,000	\$300,000	\$0
COST CENTER TOTAL (CDBG-ECONOMIC DEVELOPMENT):		\$300,000	\$300,000	\$0
30-414-34030-21517	Cdbg-Entitlement	\$0	\$0	\$300,000
COST CENTER TOTAL (CDBG-ECONOMIC DEVELOPMENT):		\$0	\$0	\$300,000
FUND TOTAL (CDBG):		\$1,994,731	\$1,689,136	\$1,557,409
31-414-34040-20814	Home-Entitlement	\$24,700	\$24,700	\$0
COST CENTER TOTAL (HOME-1ST TIME HOMEBUYERS):		\$24,700	\$24,700	\$0
31-414-34040-20815	Home-Entitlement	\$44,600	\$34,600	\$10,000
COST CENTER TOTAL (HOME-1ST TIME HOMEBUYERS):		\$44,600	\$34,600	\$10,000
31-414-34040-20816	Home-Entitlement	\$283,541	\$0	\$283,541
COST CENTER TOTAL (HOME-1ST TIME HOMEBUYERS):		\$283,541	\$0	\$283,541
31-414-34040-20817	Home-Entitlement	\$0	\$0	\$282,292

HOUSING

Revenue Total		Expense Total	
Total Adj. Budget:	\$3,330,340	Total Adj. Budget:	\$3,304,602
Total Projected:	\$2,376,645	Total Projected:	\$2,442,210
Total Requested:	\$2,868,712	Total Requested:	\$2,868,712

Account #	Account Description	2016 Adjusted Budget	2016 Projected Year End	2017 Budget Request
COST CENTER TOTAL (HOME-1ST TIME HOME BUYERS):		\$0	\$0	\$282,292
31-414-34040-20914	Home-Entitlement	\$30,884	\$30,884	\$0
COST CENTER TOTAL (HOME-RENTAL REHAB):		\$30,884	\$30,884	\$0
31-414-34040-20915	Home-Entitlement	\$249,690	\$149,690	\$50,000
COST CENTER TOTAL (HOME-RENTAL REHAB):		\$249,690	\$149,690	\$50,000
31-414-34040-21016	Home-Entitlement	\$37,434	\$37,434	\$0
COST CENTER TOTAL (HOME-ADMINISTRATIVE):		\$37,434	\$37,434	\$0
31-414-34040-21017	Home-Entitlement	\$0	\$0	\$37,638
COST CENTER TOTAL (HOME-ADMIN):		\$0	\$0	\$37,638
31-414-34040-21115	Home-Entitlement	\$53,370	\$0	\$53,370
COST CENTER TOTAL (HOME-CHDO):		\$53,370	\$0	\$53,370
31-414-34040-21116	Home-Entitlement	\$53,367	\$0	\$53,367
COST CENTER TOTAL (HOME-CHDO):		\$53,367	\$0	\$53,367
31-414-34040-21117	Home-Entitlement	\$0	\$0	\$56,459
COST CENTER TOTAL (HOME-CHDO):		\$0	\$0	\$56,459
FUND TOTAL (HOME):		\$777,586	\$277,308	\$826,667
32-414-38040-00000	High Risk Loan	\$53,150	\$40,000	\$40,000
COST CENTER TOTAL (NONE):		\$53,150	\$40,000	\$40,000
FUND TOTAL (HIGH RISK):		\$53,150	\$40,000	\$40,000
33-414-38050-00000	Cdbg Rental Rehab	\$6,374	\$6,560	\$6,375
COST CENTER TOTAL (NONE):		\$6,374	\$6,560	\$6,375
FUND TOTAL (CDBG-RENTAL REHAB):		\$6,374	\$6,560	\$6,375
35-414-33010-00000	Investment/Cash Management Interest	\$0	\$40	\$0

HOUSING

Revenue Total		Expense Total	
Total Adj. Budget:	\$3,330,340	Total Adj. Budget:	\$3,304,602
Total Projected:	\$2,376,645	Total Projected:	\$2,442,210
Total Requested:	\$2,868,712	Total Requested:	\$2,868,712

Account #	Account Description	2016 Adjusted Budget	2016 Projected Year End	2017 Budget Request
COST CENTER TOTAL (NONE):		\$0	\$40	\$0
FUND TOTAL (PHFA-RENTAL REHAB):		\$0	\$40	\$0
REVENUE TOTAL:		\$3,150,340	\$2,331,542	\$2,733,712

EXPENDITURES

10-414-40010-00000	Salaries/Wages	\$116,708	\$109,420	\$110,660
10-414-40050-00000	Vacation	\$0	\$1,900	\$0
10-414-40060-00000	Holiday	\$0	\$3,733	\$0
10-414-40070-00000	Sick	\$0	\$1,655	\$0
10-414-41010-00000	FICA	\$8,928	\$8,928	\$8,500
10-414-43190-00000	Central Services Allocations	\$14,621	\$14,621	\$14,605
10-414-43191-00000	Info Systems Allocations	\$8,607	\$8,607	\$8,449
10-414-43192-00000	Human Resources Allocations	\$3,403	\$3,403	\$3,004
10-414-43193-00000	Insurance Allocations	\$82,946	\$82,946	\$77,293
10-414-43194-00000	Business Administration Allocations	\$18,585	\$18,585	\$16,051
COST CENTER TOTAL (NONE):		\$253,799	\$253,799	\$238,561

10-414-42010-20116	Architectural/Engineering/Consultants	\$25,000	\$25,000	\$0
10-414-42070-20116	Other Professional Services	\$5,000	\$5,000	\$0
10-414-43010-20116	Travel	\$5,000	\$5,000	\$0
10-414-44010-20116	Postage/Shipping	\$500	\$500	\$0
10-414-44020-20116	Printing/Binding	\$500	\$500	\$0
10-414-44030-20116	Association Dues/Conferences	\$2,000	\$2,000	\$0
10-414-44040-20116	Advertising	\$15,000	\$15,000	\$0
10-414-44050-20116	Telephone	\$200	\$200	\$0
10-414-44170-20116	Building Rent	\$7,000	\$7,000	\$0
10-414-45020-20116	Office/Data Processing	\$3,000	\$3,000	\$0
10-414-45090-20116	Books/Subscriptions	\$1,000	\$1,000	\$0
10-414-45190-20116	Photography/Supplies	\$200	\$200	\$0
10-414-45300-20116	Other Supplies/Materials	\$300	\$300	\$0
COST CENTER TOTAL (CDBG-PROGRAM DELIVERY):		\$64,700	\$64,700	\$0

10-414-42010-20117	Architectural/Engineering/Consultants	\$0	\$0	\$25,000
10-414-42070-20117	Other Professional Services	\$0	\$0	\$5,000
10-414-43010-20117	Travel	\$0	\$0	\$5,000
10-414-44010-20117	Postage/Shipping	\$0	\$0	\$500
10-414-44020-20117	Printing/Binding	\$0	\$0	\$500
10-414-44030-20117	Association Dues/Conferences	\$0	\$0	\$2,000
10-414-44040-20117	Advertising	\$0	\$0	\$15,000
10-414-44050-20117	Telephone	\$0	\$0	\$200
10-414-44070-20117	Building Rent	\$0	\$0	\$7,000
10-414-45020-20117	Office/Data Processing	\$0	\$0	\$3,000

HOUSING

Revenue Total		Expense Total	
Total Adj. Budget:	\$3,330,340	Total Adj. Budget:	\$3,304,602
Total Projected:	\$2,376,645	Total Projected:	\$2,442,210
Total Requested:	\$2,868,712	Total Requested:	\$2,868,712

Account #	Account Description	2016 Adjusted Budget	2016 Projected Year End	2017 Budget Request
10-414-45090-20117	Books/Subscriptions	\$0	\$0	\$1,000
10-414-45190-20117	Photography/Supplies	\$0	\$0	\$200
10-414-45300-20117	Other Supplies/Materials	\$0	\$0	\$300
COST CENTER TOTAL (CDBG-PROGRAM DELIVERY):		\$0	\$0	\$64,700
FUND TOTAL (GENERAL):		\$318,499	\$318,499	\$303,261
30-414-48250-20014	Cdbg Admin Reimbursement	\$187,336	\$187,336	\$0
COST CENTER TOTAL (CDBG-ADMINISTRATION):		\$187,336	\$187,336	\$0
30-414-48250-20015	Cdbg Administrative Reimbursement	\$18,807	\$18,807	\$0
COST CENTER TOTAL (CDBG-ADMINISTRATION):		\$18,807	\$18,807	\$0
30-414-48250-20016	CDBG Administrative Reimbursement	\$206,358	\$156,358	\$50,000
COST CENTER TOTAL (CDBG Administration):		\$206,358	\$156,358	\$50,000
30-414-48250-20017	Cdbg Admini. Reimbursement	\$0	\$0	\$250,142
COST CENTER TOTAL (CDBG-ADMINISTRATION):		\$0	\$0	\$250,142
30-414-48203-20214	Infrastructure-Sidewalks/Paving	\$41,082	\$41,082	\$0
COST CENTER TOTAL (CDBG-PUBLIC IMPROVEMENTS):		\$41,082	\$41,082	\$0
30-414-48203-20215	Infrastructure-Sidewalks/Paving	\$222,197	\$100,000	\$122,197
COST CENTER TOTAL (CDBG-PUBLIC IMPROVEMENTS):		\$222,197	\$100,000	\$122,197
30-414-48203-20216	Infrastructure-Sidewalks/Paving	\$231,000	\$150,000	\$81,000
COST CENTER TOTAL (CDBG-PUBLIC IMPROVEMENTS):		\$231,000	\$150,000	\$81,000
30-414-48203-20217	Infrastructure-Sidewalk/Paving	\$0	\$0	\$231,000
COST CENTER TOTAL (CDBG-PUBLIC IMPROVEMENTS):		\$0	\$0	\$231,000

HOUSING

Revenue Total		Expense Total	
Total Adj. Budget:	\$3,330,340	Total Adj. Budget:	\$3,304,602
Total Projected:	\$2,376,645	Total Projected:	\$2,442,210
Total Requested:	\$2,868,712	Total Requested:	\$2,868,712

Account #	Account Description	2016 Adjusted Budget	2016 Projected Year End	2017 Budget Request
30-414-48209-20316	HIV Testing	\$5,000	\$3,500	\$1,500
COST CENTER TOTAL (CDBG-HEALTH SAFETY):		\$5,000	\$3,500	\$1,500
30-414-48209-20317	HIV Testing	\$0	\$0	\$5,000
COST CENTER TOTAL (CDBG-HEALTH & SAFETY):		\$0	\$0	\$5,000
30-414-48221-20514	Property Stabilization	\$6,081	\$6,081	\$0
30-414-48245-20514	Demolition Program Delivery	\$3,181	\$3,181	\$0
COST CENTER TOTAL (CDBG-PROPERTY MANAGEMENT):		\$9,261	\$9,261	\$0
30-414-48204-20515	Demolition	\$75,500	\$75,500	\$0
30-414-48221-20515	Property Stabilization	\$41,825	\$41,825	\$0
COST CENTER TOTAL (CDBG-PROPERTY MANAGEMENT):		\$117,325	\$117,325	\$0
30-414-48204-20516	RDA DEMOLITION	\$45,000	\$45,000	\$0
30-414-48205-20516	Acquisition	\$20,000	\$20,000	\$0
30-414-48221-20516	Property Stabilization	\$55,000	\$30,000	\$25,000
30-414-48245-20516	Demolition Program Delivery	\$1,500	\$1,500	\$0
30-414-48246-20516	Stabilization Program Delivery	\$1,500	\$1,500	\$0
COST CENTER TOTAL (CDBG-PROPERTY MANAGEMENT):		\$123,000	\$98,000	\$25,000
30-414-48204-20517	RDA Demolition	\$0	\$0	\$93,216
30-414-48221-20517	Property Stabilization	\$0	\$0	\$55,000
30-414-48245-20517	Demolition Program Delivery	\$0	\$0	\$1,500
30-414-48246-20517	Stabilization Program Delivery	\$0	\$0	\$1,500
COST CENTER TOTAL (CDBG-PROPERTY MANAGEMENT):		\$0	\$0	\$151,216
30-414-48003-20615	Subrecipient Grants-Literacy Council	\$224	\$224	\$0
30-414-48009-20615	Subrecipient Grants-Community First Fun	\$7,285	\$7,285	\$0
30-414-48042-20615	Subrecipient Grants-York Homebuyers As	\$10,156	\$10,156	\$0
30-414-48044-20615	Subrecipient Grants-Youth Intern Program	\$1,944	\$1,944	\$0
COST CENTER TOTAL (CDBG-SUBRECIPIENT GRANTS):		\$19,609	\$19,609	\$0
30-414-48003-20616	Subrecipient Grants-Literacy Council	\$20,000	\$16,000	\$4,000
30-414-48009-20616	Subrecipient Grants-Community First Fun	\$25,000	\$22,000	\$3,000

HOUSING

Revenue Total		Expense Total	
Total Adj. Budget:	\$3,330,340	Total Adj. Budget:	\$3,304,602
Total Projected:	\$2,376,645	Total Projected:	\$2,442,210
Total Requested:	\$2,868,712	Total Requested:	\$2,868,712

Account #	Account Description	2016 Adjusted Budget	2016 Projected Year End	2017 Budget Request
30-414-48023-20616	Subrecipient Grants-York City Permits	\$150,000	\$150,000	\$0
30-414-48028-20616	Subrecipient Grants-Human Relations Com	\$5,000	\$5,000	\$0
30-414-48029-20616	Subrec Grants-Wellington Youth	\$15,000	\$15,000	\$0
30-414-48042-20616	Subrecipient Grants-York Homebuyers As	\$48,354	\$28,354	\$20,000
30-414-48044-20616	Subrecipient Grants-Youth Intern Program	\$50,000	\$50,000	\$0
COST CENTER TOTAL (CDBG-SUBRECIPIENT GRANTS):		\$313,354	\$286,354	\$27,000

30-414-48003-20617	Subrecipient Grants-Literacy Council	\$0	\$0	\$20,000
30-414-48009-20617	Subrecipient Grants-Community First Fun	\$0	\$0	\$25,000
30-414-48023-20617	Subrecipient Grants-York City Permits	\$0	\$0	\$150,000
30-414-48028-20617	Subrecipient Grants-Human Relations Com	\$0	\$0	\$5,000
30-414-48042-20617	Subrecipient Grants-Homebuyers Assista	\$0	\$0	\$48,354
30-414-48044-20617	Subrecipient Grants-Youth Intern Program	\$0	\$0	\$65,000
COST CENTER TOTAL (CDBG-SUBRECIPIENT CONTRACTS):		\$0	\$0	\$313,354

30-414-48214-21514	Section 108 Repayment	\$0	\$1,101	\$0
COST CENTER TOTAL (CDBG-ECONOMIC DEVELOPMENT):		\$0	\$1,101	\$0

30-414-48214-21515	Section 108 Repayment	\$200,402	\$200,402	\$0
COST CENTER TOTAL (CDBG-ECONOMIC DEVELOPMENT):		\$200,402	\$200,402	\$0

30-414-48214-21516	Section 108 Repayment	\$300,000	\$300,000	\$0
COST CENTER TOTAL (CDBG-ECONOMIC DEVELOPMENT):		\$300,000	\$300,000	\$0

30-414-48214-21517	Section 108 Repayment	\$0	\$0	\$300,000
COST CENTER TOTAL (CDBG-ECONOMIC DEVELOPMENT):		\$0	\$0	\$300,000

FUND TOTAL (CDBG):		\$1,994,731	\$1,689,136	\$1,557,409
---------------------------	--	--------------------	--------------------	--------------------

31-414-48217-20814	Homebuyer Assistance Program	\$24,700	\$24,700	\$0
COST CENTER TOTAL (HOME-1ST TIME HOMEBUYERS):		\$24,700	\$24,700	\$0

HOUSING

Revenue Total		Expense Total	
Total Adj. Budget:	\$3,330,340	Total Adj. Budget:	\$3,304,602
Total Projected:	\$2,376,645	Total Projected:	\$2,442,210
Total Requested:	\$2,868,712	Total Requested:	\$2,868,712

Account #	Account Description	2016 Adjusted Budget	2016 Projected Year End	2017 Budget Request
31-414-48217-20815	Homebuyer Assistance Program	\$44,600	\$34,600	\$10,000
COST CENTER TOTAL (HOME-1ST TIME HOMEBUYERS):		\$44,600	\$34,600	\$10,000
31-414-48217-20816	DELIVERY COST FOR HOMEOWNERSH	\$283,541	\$0	\$283,541
COST CENTER TOTAL (HOME-1ST TIME HOMEBUYERS):		\$283,541	\$0	\$283,541
31-414-48217-20817	Homebuyer Assistance Program	\$0	\$0	\$282,292
COST CENTER TOTAL (HOME-1ST TIME HOME BUYERS):		\$0	\$0	\$282,292
31-414-48264-20914	Home Program Delivery	\$1,000	\$1,000	\$0
31-414-48307-20914	Home-Crispus Attucks-Boundary	\$29,884	\$29,884	\$0
COST CENTER TOTAL (HOME-RENTAL REHAB):		\$30,884	\$30,884	\$0
31-414-48226-20915	Home-Crispus Attucks CDC-Housing	\$100,000	\$50,000	\$50,000
31-414-48264-20915	Home-Program Delivery	\$1,000	\$1,000	\$0
31-414-48307-20915	Home-Crispus Attucks-Boundary Project	\$98,690	\$98,690	\$0
COST CENTER TOTAL (HOME-RENTAL REHAB):		\$199,690	\$149,690	\$50,000
31-414-48242-21016	HOME-ADMINISTRATIVE	\$37,434	\$37,434	\$0
COST CENTER TOTAL (HOME-ADMINISTRATIVE):		\$37,434	\$37,434	\$0
31-414-48242-21017	Home-Administrative	\$0	\$0	\$37,638
COST CENTER TOTAL (HOME-ADMIN):		\$0	\$0	\$37,638
31-414-48222-21115	Home-CHDO Operating	\$53,370	\$0	\$53,370
COST CENTER TOTAL (HOME-CHDO):		\$53,370	\$0	\$53,370
31-414-48222-21116	Home-CHDO Operating	\$53,367	\$0	\$53,367
COST CENTER TOTAL (HOME-CHDO):		\$53,367	\$0	\$53,367
31-414-48222-21117	CHDO Operating	\$0	\$0	\$56,459
COST CENTER TOTAL (HOME-CHDO):		\$0	\$0	\$56,459
FUND TOTAL (HOME):		\$727,586	\$277,308	\$826,667

HOUSING

Revenue Total		Expense Total	
Total Adj. Budget:	\$3,330,340	Total Adj. Budget:	\$3,304,602
Total Projected:	\$2,376,645	Total Projected:	\$2,442,210
Total Requested:	\$2,868,712	Total Requested:	\$2,868,712

Account #	Account Description	2016 Adjusted Budget	2016 Projected Year End	2017 Budget Request
32-414-43150-00000	Interfund Transfer	\$50,000	\$37,300	\$37,300
32-414-43200-00000	Merchant/Bank Fees	\$3,150	\$2,700	\$2,700
COST CENTER TOTAL (NONE):		\$53,150	\$40,000	\$40,000
FUND TOTAL (HIGH RISK):		\$53,150	\$40,000	\$40,000
33-414-43150-00000	Interfund Transfer	\$6,212	\$6,394	\$6,213
33-414-43200-00000	Merchant/Bank Fees	\$162	\$167	\$162
COST CENTER TOTAL (NONE):		\$6,374	\$6,560	\$6,375
FUND TOTAL (CDBG-RENTAL REHAB):		\$6,374	\$6,560	\$6,375
35-414-48227-00000	Permits-Clean and Seal	\$24,262	\$17,729	\$0
COST CENTER TOTAL (NONE):		\$24,262	\$17,729	\$0
FUND TOTAL (PHFA-RENTAL REHAB):		\$24,262	\$17,729	\$0
EXPENSE TOTAL:		\$3,124,602	\$2,349,232	\$2,733,712

HOUSING

Comment Report

Account #	Requested	Comment
10-414-39121-00000	\$201,129	Revenue to cover reimbursements to the city for administration and Planning.
10-414-39121-20117	\$64,700	Revenue request for reimbursement from CDBG for eligible expenses.
10-414-39141-00000	\$37,432	Revenue to cover reimbursements to the city for administration.
30-414-34030-20016	\$50,000	Request to reimbursement of administration cost for the CDBG programs
30-414-34030-20017	\$250,142	Revenue to cover reimbursements to the city for administration and Planning.
30-414-34030-20215	\$122,197	Requested amount to cover expenses for Public Works mill/pave and reconstruct streets and sidewalks.
30-414-34030-20216	\$81,000	Requested amount to cover expenses for Public Works mill/pave and reconstruct streets and sidewalks.
30-414-34030-20217	\$231,000	Requested amount to cover expenses for Public Works mill/pave and reconstruct streets and sidewalks.
30-414-34030-20316	\$1,500	The Bureau of Health provides HIV Counseling and Testing to individuals who may be at risk for HIV Infection.
30-414-34030-20317	\$5,000	The Bureau of Health provides HIV Counseling and Testing to individuals who may be at risk for HIV Infection.
30-414-34030-20416	\$90,000	Revenue Senior Rehabilitaton on low to moderation Housing.
30-414-34030-20516	\$25,000	Revenue requested for Building Stabilization by RDA pending Rehab or demolition.
30-414-34030-20517	\$151,216	Requested amount for 2015 Demolition projects to be undertaken by the RDA.
30-414-34030-20616	\$27,000	Revenue request for various public services for completion of 2016 programs.
30-414-34030-20617	\$313,354	Revenue request for Public services for HUD projects.
30-414-34030-21517	\$300,000	Section 108 Loan Repayment.
30-414-34040-20415	\$45,000	Revenue amount needed for Senior home rehabilitation program delivery.
31-414-34040-20815	\$10,000	Revenue for down payment and closing costs assistance to first time homebuyers.
31-414-34040-20816	\$283,541	Revenue for down payment and closing costs assistance to first time homebuyers.
31-414-34040-20817	\$282,292	Revenue for down payment and closing costs assistance to first time homebuyers.
31-414-34040-20915	\$50,000	Revenue for Crispus Attucks to address affordable housing assistance that is most appropriate for local needs.
31-414-34040-21017	\$37,638	Revenue request to reimbursement of administration cost for the HOME programs.
31-414-34040-21115	\$53,370	CHDO Required amount by HUD for future project.
31-414-34040-21116	\$53,367	CHDO Required amount by HUD for future project.
31-414-34040-21117	\$56,459	CHDO Required amount by HUD for future project.
32-414-38040-00000	\$40,000	Payments from clients

HOUSING

Comment Report

Account #	Requested	Comment
33-414-38050-00000	\$6,375	Payments from clients
Revenue Total:	\$2,868,712	
10-414-40010-00000	\$110,660	COMPUTED BY FORMULA.
10-414-41010-00000	\$8,500	Calculated: FICA.
10-414-42010-20117	\$25,000	Revenue projections based on calculation of prior year for Consultant.
10-414-42070-20117	\$5,000	Request revenue for additional training and conferences that all staff will attend toProjections calculated to cover costs of various legal proceedings, internet fees and any other certifications needed for the HOME and CDBG Program.
10-414-43010-20117	\$5,000	Request revenue for additional training and conferences that all staff will attend to remain current with HUD regulations. remain current with HUD regulations.
10-414-43190-00000	\$14,605	Calculated: Internal Services
10-414-43191-00000	\$8,449	Calculated: Internal Services
10-414-43192-00000	\$3,004	Calculated: Internal Services
10-414-43193-00000	\$77,293	Calculated: Internal Services
10-414-43194-00000	\$16,051	Calculated: Internal Services
10-414-44010-20117	\$500	Anticipated fees for postage and shipping associated with promotions of the CDBG Facade program and first time homebuyers program, Fedex parcels.
10-414-44020-20117	\$500	Anticipated fees for postage and shipping associated with promotions of the CDBG Printing Materials Program and First Time Homebuyers Program, Fedex parcels.
10-414-44030-20117	\$2,000	Request revenue for additional training and conferences that all staff will attend to remain current with HUD regulations.
10-414-44040-20117	\$15,000	Anticipated amount for the cost associated with the required legal advertisements required by HUD regulations.
10-414-44050-20117	\$200	Estimated calculations for telephone usage for the BHS.
10-414-44070-20117	\$7,000	Leasing fee for square footage for the BHS for 2017.
10-414-45020-20117	\$3,000	Request for expenditures associated with marketing brochures and documents for the BHS
10-414-45090-20117	\$1,000	Fees for Books/Subscriptions on field related trend information to stay current on required regulations.
10-414-45190-20117	\$200	Anticipated amount needed for photography supplies used for the CDBG Program.
10-414-45300-20117	\$300	Estimated fees for office supply purchases to cover storage items and other misc. items.
30-414-48003-20616	\$4,000	Revenue for staff to run Program.

HOUSING

Comment Report

Account #	Requested	Comment
30-414-48003-20617	\$20,000	Revenue for staff to run English is a second language literacy Program.
30-414-48009-20616	\$3,000	Revenue for Microenterprise and Small Business Development Loan Program.
30-414-48009-20617	\$25,000	Revenue for Microenterprise and Small Business Development Loan Program.
30-414-48023-20617	\$150,000	Requested amount to provide systematic code enforcement in eligible areas of the City.
30-414-48028-20617	\$5,000	Requested amount to provide Human Relation department for low to moderate families in eligible areas of the City.
30-414-48042-20616	\$20,000	Community Progress Council -York Homebuyers assistance program to Low Income clientele.
30-414-48042-20617	\$48,354	Community Progress Council -York Homebuyers assistance program to Low Income clientele.
30-414-48044-20617	\$65,000	Funds needed for the Legacy Youth Internship program.
30-414-48203-20215	\$122,197	Requested amount to cover expenses for Public Works mill/pave and reconstruct streets and sidewalks.
30-414-48203-20216	\$81,000	Requested amount to cover expenses for Public Works mill/pave and reconstruct streets and sidewalks.
30-414-48203-20217	\$231,000	Requested amount to cover expenses for Public Works mill/pave and reconstruct streets and sidewalks.
30-414-48204-20517	\$93,216	Requested amount for 2015 Demolition projects to be undertaken by the RDA.
30-414-48209-20316	\$1,500	The Bureau of Health provides HIV Counseling and Testing to individuals who may be at risk for HIV Infection.
30-414-48209-20317	\$5,000	The Bureau of Health provides HIV Counseling and Testing to individuals who may be at risk for HIV Infection.
30-414-48214-21517	\$300,000	Section 108 Loan Repayment.
30-414-48221-20516	\$25,000	Revenue cost of annual property maintenance contract, remediation emergencies cost and snow removal.
30-414-48221-20517	\$55,000	Program Delivery for Demolition to be undertaken by the RDA
30-414-48245-20517	\$1,500	Revenue requested for Building Stabilization by RDA pending Rehab or demolition.
30-414-48246-20517	\$1,500	Program Delivery for Stabilization to be undertaken by the RDA.
30-414-48250-20016	\$50,000	Revenue request to reimbursement of administration cost for the CDBG programs.
30-414-48250-20017	\$250,142	Request to reimbursement of administration cost for the CDBG programs.
30-414-48266-20415	\$30,000	Revenue request amount needed for Senior home rehab. program.
30-414-48266-20416	\$60,000	Senior Rehabilitation on low to moderate Housing.

HOUSING

Comment Report

Account #	Requested	Comment
30-414-48267-20415	\$15,000	Amount needed for Senior home rehabilitation program delivery.
30-414-48267-20416	\$30,000	Program delivery for Senior Rehabilitaton on low to moderation Housing.
31-414-48217-20815	\$10,000	Revenue for down payment and closing costs assistance to first time homebuyers.
31-414-48217-20816	\$283,541	Revenue for down payment and closing costs assistance to first time homebuyers.
31-414-48217-20817	\$282,292	Revenue for down payment and closing costs assistance to first time homebuyers.
31-414-48222-21115	\$53,370	CHDO Required amount by HUD for future project.
31-414-48222-21116	\$53,367	CHDO Required amount by HUD for future project.
31-414-48222-21117	\$56,459	CHDO Required amount by HUD for future project.
31-414-48226-20915	\$50,000	Revenue for Crispus Attucks to address affordable housing assistance that is most appropriate for local needs.
31-414-48242-21017	\$37,638	Revenue request to reimbursement of administration cost for the HOME programs.
32-414-43150-00000	\$37,300	Transfer to CDBG as program income
32-414-43200-00000	\$2,700	Bank fees for administering loans
33-414-43150-00000	\$6,213	Transfer to CDBG as program income
33-414-43200-00000	\$162	Bank fees for servicing lonas
Expense Total:	\$2,868,712	

HOUSING

Fund Total Report

Fund	Fund Description		2016 Adjusted Budget	2016 Projected Year End	2017 Budget Request
10	GENERAL	Revenue:	\$318,499	\$318,499	\$303,261
		Expense:	\$318,499	\$318,499	\$303,261
26	SPECIAL PROJECTS	Revenue:	\$0	\$0	\$0
		Expense:	\$0	\$47,875	\$0
30	CDBG	Revenue:	\$2,174,731	\$1,734,239	\$1,692,409
		Expense:	\$2,174,731	\$1,734,239	\$1,692,409
31	HOME	Revenue:	\$777,586	\$277,308	\$826,667
		Expense:	\$727,586	\$277,308	\$826,667
32	HIGH RISK	Revenue:	\$53,150	\$40,000	\$40,000
		Expense:	\$53,150	\$40,000	\$40,000
33	CDBG-RENTAL REHAB	Revenue:	\$6,374	\$6,560	\$6,375
		Expense:	\$6,374	\$6,560	\$6,375
35	PHFA-RENTAL REHAB	Revenue:	\$0	\$40	\$0
		Expense:	\$24,262	\$17,729	\$0
		Total Revenue:	\$3,330,340	\$2,376,645	\$2,868,712
		Total Expense:	\$3,304,602	\$2,442,210	\$2,868,712

HOUSING

Cost Center Total Report

Cost Center	Cost Center Description		2016 Adjusted Budget	2016 Projected Year End	2017 Budget Request
00000	NONE	Revenue:	\$313,323	\$300,399	\$284,936
		Expense:	\$337,585	\$318,088	\$284,936
00315	SUMMER INTERNS	Revenue:	\$0	\$0	\$0
		Expense:	\$0	\$47,875	\$0
20014	CDBG-ADMINISTRATION	Revenue:	\$187,336	\$187,336	\$0
		Expense:	\$187,336	\$187,336	\$0
20015	CDBG-ADMINISTRATION	Revenue:	\$18,807	\$18,807	\$0
		Expense:	\$18,807	\$18,807	\$0
20016	CDBG Administration	Revenue:	\$206,358	\$156,358	\$50,000
		Expense:	\$206,358	\$156,358	\$50,000
20017	CDBG-ADMINISTRATION	Revenue:	\$0	\$0	\$250,142
		Expense:	\$0	\$0	\$250,142
20116	CDBG-PROGRAM DELIVERY	Revenue:	\$64,700	\$64,700	\$0
		Expense:	\$64,700	\$64,700	\$0
20117	CDBG-PROGRAM DELIVERY	Revenue:	\$0	\$0	\$64,700
		Expense:	\$0	\$0	\$64,700
20214	CDBG-PUBLIC IMPROVEMENTS	Revenue:	\$41,082	\$41,082	\$0
		Expense:	\$41,082	\$41,082	\$0
20215	CDBG-PUBLIC IMPROVEMENTS	Revenue:	\$222,197	\$100,000	\$122,197
		Expense:	\$222,197	\$100,000	\$122,197
20216	CDBG-PUBLIC IMPROVEMENTS	Revenue:	\$231,000	\$150,000	\$81,000
		Expense:	\$231,000	\$150,000	\$81,000
20217	CDBG-PUBLIC IMPROVEMENTS	Revenue:	\$0	\$0	\$231,000
		Expense:	\$0	\$0	\$231,000
20316	CDBG-HEALTH SAFETY	Revenue:	\$5,000	\$3,500	\$1,500
		Expense:	\$5,000	\$3,500	\$1,500
20317	CDBG-HEALTH & SAFETY	Revenue:	\$0	\$0	\$5,000
		Expense:	\$0	\$0	\$5,000
20514	CDBG-PROPERTY MANAGEMENT	Revenue:	\$9,261	\$9,261	\$0
		Expense:	\$9,261	\$9,261	\$0
20515	CDBG-PROPERTY MANAGEMENT	Revenue:	\$117,325	\$117,325	\$0
		Expense:	\$117,325	\$117,325	\$0
20516	CDBG-PROPERTY MANAGEMENT	Revenue:	\$123,000	\$98,000	\$25,000
		Expense:	\$123,000	\$98,000	\$25,000
20517	CDBG-PROPERTY MANAGEMENT	Revenue:	\$0	\$0	\$151,216
		Expense:	\$0	\$0	\$151,216
20615	CDBG-SUBRECIPIENT GRANTS	Revenue:	\$19,609	\$19,609	\$0
		Expense:	\$19,609	\$19,609	\$0
20616	CDBG-SUBRECIPIENT GRANTS	Revenue:	\$313,354	\$286,354	\$27,000
		Expense:	\$313,354	\$286,354	\$27,000
20617	CDBG-SUBRECIPIENT CONTRACTS	Revenue:	\$0	\$0	\$313,354
		Expense:	\$0	\$0	\$313,354
20814	HOME-1ST TIME HOMEBUYERS	Revenue:	\$24,700	\$24,700	\$0
		Expense:	\$24,700	\$24,700	\$0

20815	HOME-1ST TIME HOMEBUYERS	Revenue:	\$44,600	\$34,600	\$10,000
		Expense:	\$44,600	\$34,600	\$10,000
20816	HOME-1ST TIME HOMEBUYERS	Revenue:	\$283,541	\$0	\$283,541
		Expense:	\$283,541	\$0	\$283,541
20817	HOME-1ST TIME HOME BUYERS	Revenue:	\$0	\$0	\$282,292
		Expense:	\$0	\$0	\$282,292
20914	HOME-RENTAL REHAB	Revenue:	\$30,884	\$30,884	\$0
		Expense:	\$30,884	\$30,884	\$0
20915	HOME-RENTAL REHAB	Revenue:	\$249,690	\$149,690	\$50,000
		Expense:	\$199,690	\$149,690	\$50,000
21016	HOME-ADMINISTRATIVE	Revenue:	\$37,434	\$37,434	\$0
		Expense:	\$37,434	\$37,434	\$0
21017	HOME-ADMIN	Revenue:	\$0	\$0	\$37,638
		Expense:	\$0	\$0	\$37,638
21115	HOME-CHDO	Revenue:	\$53,370	\$0	\$53,370
		Expense:	\$53,370	\$0	\$53,370
21116	HOME-CHDO	Revenue:	\$53,367	\$0	\$53,367
		Expense:	\$53,367	\$0	\$53,367
21117	HOME-CHDO	Revenue:	\$0	\$0	\$56,459
		Expense:	\$0	\$0	\$56,459
21514	CDBG-ECONOMIC DEVELOPMENT	Revenue:	\$0	\$1,101	\$0
		Expense:	\$0	\$1,101	\$0
21515	CDBG-ECONOMIC DEVELOPMENT	Revenue:	\$200,402	\$200,402	\$0
		Expense:	\$200,402	\$200,402	\$0
21516	CDBG-ECONOMIC DEVELOPMENT	Revenue:	\$300,000	\$300,000	\$0
		Expense:	\$300,000	\$300,000	\$0
21517	CDBG-ECONOMIC DEVELOPMENT	Revenue:	\$0	\$0	\$300,000
		Expense:	\$0	\$0	\$300,000
		Total Revenue:	\$3,150,340	\$2,331,542	\$2,733,712
		Total Expense:	\$3,124,602	\$2,397,107	\$2,733,712

HOUSING

#	Jobtitle	Union	2016 Salary Per Job Title	Current Total Per Job Title	Total Increase Per Job Title	Total Longevity Per Job Title	2017 Request Per Job Title
1	DEPUTY DIRECTOR HOUSING	NAFF	\$56,431	\$56,431	\$1,129	\$0	\$57,560
1	OFFICE COORDINATOR	YPEA	\$35,776	\$35,776	\$83	\$4,303	\$40,162
1	PROGRAM FUNDING ANALYST	NAFF	\$40,247	\$40,247	\$805	\$0	\$41,052

				\$132,454	\$2,017	\$0	\$138,774
--	--	--	--	-----------	---------	-----	-----------

Employee Totals	
NAFF	2
Full-Time	2
YPEA	1
Full-Time	1
Total:	3

Fund Total	
10-General	\$138,774

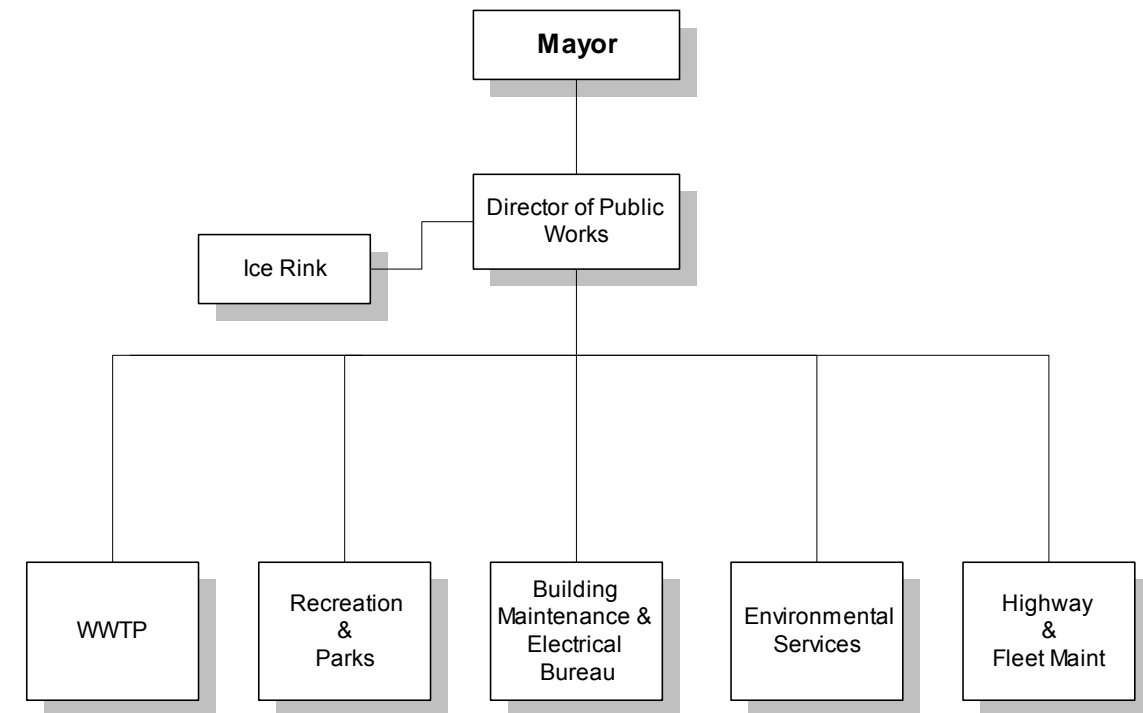
*35% of Housing Office Coord to 10-400 -\$14,057
 *35% of Housing Office Coord to 10-411 -\$14,057

\$110,660

DEPARTMENT OF PUBLIC WORKS

James E. Gross
Director

The Public Works Department is headed by a director appointed by the Mayor. The director has supervision and charge of the bureaus and divisions listed below. The mission of the Department of Public Works is to provide safe, clean, healthy, and productive buildings, infrastructure, programs and services as efficiently as possible for the People of York.



Highway

The Highway Bureau provides City residents and visitors with services, which will maintain safe traffic flow, directional signs/street markings and clean thoroughfares. The Bureau meets the special requirements of highway maintenance.

Buildings/Electrical

The Buildings and Electrical Bureau provides safe buildings and streets for the employees and citizens of York. Duties include maintenance and monitoring of 600 City-owned streetlights, 3,100 GPU street lights, 9 Gamewell fire alarm circuits, 47 City-owned buildings/facilities and 102 signalized intersections and their associated wiring, signs and cabinetry. The Buildings and Electrical Bureau is also responsible for maintenance of the City's parking meters.

DEPARTMENT OF PUBLIC WORKS

CONT'D

Fleet

The Fleet Division maintains the city vehicle fleet to the highest standards possible within the fiscal constraints.

Environmental Services

The Environmental Services division works to provide a clean and beautiful City. Management of the refuse/recycling contracts and grants, large item collection and the yard waste collection program are a few of the services offered.

Recreation / Parks

The Recreation & Parks Bureau provides recreation programs and events to individuals and families, coordinates activities and facilities within the Department and with other various groups. The Bureau maintains all City parks and recreation facilities.

Wastewater Treatment Plant

The Wastewater Treatment Plant safeguards the environment and public health by maintaining the highest level of treatment at the lowest attainable cost to the customers. The plant treats and disposes the residuals removed from wastewater in a manner that meets the standards mandated by the PA Dept of Environmental Protection and the US Environmental Protection Agency.

MIPP

The Municipal Industrial Pretreatment Program provides the service of inspecting and monitoring the industrial wastewater generated by the community. The program ensures that the sewer users are in compliance with all applicable local and federal regulations. MIPP also monitors compliance and when necessary issues citations or executes stronger enforcement measures.

Sewer Maintenance

The Sewer Maintenance Division repairs, cleans and inspects the collection system. They provide utility marking, flood pump station monitoring and operation of the bascule dam.

PUBLIC WORKS

Revenue Total		Expense Total	
Total Adj. Budget:	\$2,407,926	Total Adj. Budget:	\$4,370,543
Total Projected:	\$2,228,996	Total Projected:	\$3,306,074
Total Requested:	\$1,891,404	Total Requested:	\$4,608,251

Account #	Account Description	2016 Adjusted Budget	2016 Projected Year End	2017 Budget Request
REVENUE				
10-420-35180-00000	Applicant Fees	\$0	\$15	\$0
10-420-37080-00000	Miscellaneous	\$5,000	\$5,540	\$5,000
COST CENTER TOTAL (NONE):		\$5,000	\$5,555	\$5,000
FUND TOTAL (GENERAL):		\$5,000	\$5,555	\$5,000
50-420-39090-00000	Transfer From General	\$189,250	\$126,224	\$126,224
50-420-39100-00000	Transfer from Recreation	\$36,480	\$36,480	\$63,026
50-420-39178-00000	Transfer from Ice Rink	\$26,546	\$26,546	\$0
COST CENTER TOTAL (NONE):		\$252,276	\$189,250	\$189,250
50-420-39090-00081	Transfer from General	\$27,500	\$27,011	\$78,500
COST CENTER TOTAL (CAP - VEHICLE LEASING-HIGHWAYS):		\$27,500	\$27,011	\$78,500
50-420-34150-00307	State Government Revenue-Other	\$105,000	\$105,000	\$0
50-420-36030-00307	Public/Private Contribution	\$80,000	\$30,000	\$0
COST CENTER TOTAL (NORTH BEND OPP AREA/GREEN ACT):		\$185,000	\$135,000	\$0
50-420-34150-00309	State Government Revenue-Other	\$461,000	\$482,400	\$0
50-420-36030-00309	Public/Private Contributions	\$390,000	\$427,510	\$0
COST CENTER TOTAL (RAIL TRAIL CONSTRUCTION):		\$851,000	\$909,910	\$0
50-420-34150-00310	State Government Revenue-Other	\$948,000	\$946,760	\$0
COST CENTER TOTAL (MARKET STREET PAVING):		\$948,000	\$946,760	\$0
50-420-34150-00322	State Government Revenue-Other	\$0	\$0	\$1,479,504
COST CENTER TOTAL (RAIL TRAIL EXT CONSTRUCTION):		\$0	\$0	\$1,479,504
50-420-34150-10172	State Government Revenue-Other	\$139,150	\$0	\$139,150
COST CENTER TOTAL (TAP-BICYCLE INFRASTRUCTURE IMP):		\$139,150	\$0	\$139,150
FUND TOTAL (CAPITAL PROJECTS):		\$2,402,926	\$2,207,931	\$1,886,404
REVENUE TOTAL:		\$2,407,926	\$2,213,486	\$1,891,404

EXPENDITURES

PUBLIC WORKS

Revenue Total		Expense Total	
Total Adj. Budget:	\$2,407,926	Total Adj. Budget:	\$4,370,543
Total Projected:	\$2,228,996	Total Projected:	\$3,306,074
Total Requested:	\$1,891,404	Total Requested:	\$4,608,251

Account #	Account Description	2016 Adjusted Budget	2016 Projected Year End	2017 Budget Request
10-420-40010-00000	Salaries/Wages	\$85,988	\$80,929	\$127,100
10-420-40050-00000	Vacation	\$0	\$2,177	\$0
10-420-40060-00000	Holiday	\$0	\$2,323	\$0
10-420-40070-00000	Sick	\$0	\$384	\$0
10-420-40080-00000	Bereavement	\$0	\$174	\$0
10-420-40150-00000	Contingency	\$16,331	\$0	\$0
10-420-41010-00000	FICA	\$6,578	\$6,579	\$9,723
10-420-42010-00000	Architectural/Engineering/Consultant	\$70,000	\$72,557	\$80,000
10-420-43150-00000	Interfund Transfer	\$126,224	\$126,224	\$126,224
10-420-43190-00000	Central Services Allocations	\$10,194	\$10,194	\$14,343
10-420-43191-00000	Info Systems Allocations	\$5,164	\$5,164	\$5,069
10-420-43192-00000	Human Resources Allocations	\$2,042	\$2,042	\$3,918
10-420-43193-00000	Insurance Allocations	\$58,241	\$58,241	\$64,624
10-420-43194-00000	Business Administration Allocations	\$11,151	\$11,151	\$20,936
10-420-44030-00000	Association Dues/Conferences	\$100		\$100
10-420-44200-00000	Vehicle Repair Service	\$0	\$0	\$5,000
10-420-45020-00000	Office/Data Processing	\$500	\$485	\$500
10-420-45120-00000	Vehicle Parts/Accessories	\$0	\$0	\$5,000
COST CENTER TOTAL (NONE):		\$392,513	\$378,624	\$462,537
10-420-44060-00040	Water	\$2,000	\$1,947	\$2,000
10-420-44070-00040	Electric-Buildings	\$35,000	\$34,384	\$35,000
10-420-44160-00040	Natural Gas/Heating Fuel	\$300	\$288	\$300
COST CENTER TOTAL (MARKET ST GARAGE):		\$37,300	\$36,620	\$37,300
10-420-44060-00041	Water	\$500	\$443	\$500
10-420-44070-00041	Electric-Buildings	\$13,000	\$12,829	\$13,000
COST CENTER TOTAL (PHILADELPHIA ST GARAGE):		\$13,500	\$13,272	\$13,500
10-420-44060-00042	Water	\$400	\$381	\$400
10-420-44070-00042	Electric-Buildings	\$22,000	\$21,481	\$22,000
COST CENTER TOTAL (KING ST GARAGE):		\$22,400	\$21,862	\$22,400
10-420-43150-00081	Interfund Transfer	\$27,500	\$27,011	\$78,500
COST CENTER TOTAL (CAP - VEHICLE LEASING-HIGHWAYS):		\$27,500	\$27,011	\$78,500
10-420-44070-10035	Electric-Buildings	\$3,000	\$0	\$0

PUBLIC WORKS

Revenue Total		Expense Total	
Total Adj. Budget:	\$2,407,926	Total Adj. Budget:	\$4,370,543
Total Projected:	\$2,228,996	Total Projected:	\$3,306,074
Total Requested:	\$1,891,404	Total Requested:	\$4,608,251

Account #	Account Description	2016 Adjusted Budget	2016 Projected Year End	2017 Budget Request
COST CENTER TOTAL (BOND ISSUE - VISITOR CENTER):		\$3,000	\$0	\$0
10-420-40010-10105	Salaries/Wages	\$0		\$0
10-420-44060-70421	Water	\$2,000	\$1,964	\$2,000
10-420-44070-70421	Electric-Buildings	\$10,000	\$9,721	\$10,000
10-420-44160-70421	Natural Gas/Heating Fuel	\$11,000	\$15,600	\$11,000
COST CENTER TOTAL (UTILITIES - HIGHWAY):		\$23,000	\$27,284	\$23,000
10-420-44060-70422	Water	\$6,000	\$7,809	\$8,000
10-420-44070-70422	Electric-Buildings	\$100,000	\$99,635	\$100,000
10-420-44100-70422	Electric-Street	\$450,000	\$447,229	\$450,000
10-420-44160-70422	Natural Gas/Heating Fuel	\$35,000	\$34,498	\$35,000
COST CENTER TOTAL (UTILITIES - BUILDING/ELECTRICAL):		\$591,000	\$589,171	\$593,000
10-420-44060-70424	Water	\$500	\$474	\$500
10-420-44070-70424	Electric-Buildings	\$2,000	\$1,977	\$2,000
COST CENTER TOTAL (UTILITIES - ENVIRONMENTAL SRV):		\$2,500	\$2,450	\$2,500
10-420-44060-70500	Water	\$525	\$518	\$525
10-420-44070-70500	Electric-Buildings	\$1,000	\$974	\$1,000
10-420-44160-70500	Natural Gas/Heating Fuel	\$1,500	\$1,955	\$1,500
COST CENTER TOTAL (UTILITIES - POLICE):		\$3,025	\$3,447	\$3,025
10-420-44060-70600	Water	\$175,000	\$174,487	\$175,000
10-420-44070-70600	Electric-Buildings	\$23,000	\$22,876	\$23,000
10-420-44140-70600	Electric-Fire Alarms	\$800	\$796	\$800
10-420-44160-70600	Natural Gas/Heating Fuel	\$30,000	\$29,568	\$30,000
COST CENTER TOTAL (UTILITIES - FIRE):		\$228,800	\$227,726	\$228,800
FUND TOTAL (GENERAL):		\$1,344,538	\$1,327,466	\$1,464,562
20-420-40010-00000	Salaries/Wages	\$0	\$0	\$9,096
20-420-40150-00000	Contingency	\$9,260	\$0	\$0
20-420-41010-00000	FICA	\$0	\$0	\$700
COST CENTER TOTAL (NONE):		\$9,260	\$0	\$9,796
20-420-44060-00089	Water	\$15,000	\$15,161	\$17,500
20-420-44070-00089	Electric-Buildings	\$47,500	\$48,561	\$50,000

PUBLIC WORKS

Revenue Total		Expense Total	
Total Adj. Budget:	\$2,407,926	Total Adj. Budget:	\$4,370,543
Total Projected:	\$2,228,996	Total Projected:	\$3,306,074
Total Requested:	\$1,891,404	Total Requested:	\$4,608,251

Account #	Account Description	2016 Adjusted Budget	2016 Projected Year End	2017 Budget Request
20-420-44110-00089	Electric-Park	\$35,000	\$34,908	\$35,000
20-420-44120-00089	Electric-Ball Fields	\$8,000	\$7,989	\$8,000
20-420-44160-00089	Natural Gas/Heating Fuel	\$34,000	\$32,408	\$34,000
COST CENTER TOTAL (REC - PARKS MAINTENANCE):		\$139,500	\$139,027	\$144,500
FUND TOTAL (RECREATION):		\$148,760	\$139,027	\$154,296
50-420-46100-00000	Vehicles	\$35,000	\$35,000	\$35,000
50-420-46170-00000	Other Capital Equipment	\$154,250	\$154,229	\$154,250
COST CENTER TOTAL (NONE):		\$189,250	\$189,229	\$189,250
50-420-46101-00081	Vehicle/Lease Purchase	\$27,500	\$27,011	\$78,500
COST CENTER TOTAL (CAP - VEHICLE LEASING-HIGHWAYS):		\$27,500	\$27,011	\$78,500
50-420-42010-00307	Architectural/Engineering/Consultant	\$190,000	\$189,492	\$0
COST CENTER TOTAL (NORTH BEND OPP AREA/GREEN ACT):		\$190,000	\$189,492	\$0
50-420-42010-00309	Architectural/Engineering/Consultant	\$100,000	\$86,649	\$0
50-420-47120-00309	Construction	\$900,000	\$97,476	\$0
COST CENTER TOTAL (RAIL TRAIL CONSTRUCTION):		\$1,000,000	\$184,126	\$0
50-420-42010-00310	Architectural/Engineering/Consultant	\$15,000	\$14,642	\$0
50-420-47120-00310	Construction	\$285,000	\$237,535	\$0
COST CENTER TOTAL (MARKET STREET PAVING):		\$300,000	\$252,176	\$0
50-420-42010-00322	Architectural/Engineering/Consultant	\$0	\$0	\$331,331
50-420-47120-00322	Construction	\$0	\$0	\$1,148,173
COST CENTER TOTAL (RAIL TRAIL EXT CONSTRUCTION):		\$0	\$0	\$1,479,504
50-420-47120-10172	Construction	\$139,150	\$0	\$139,150
COST CENTER TOTAL (TAP-BICYCLE INFRASTRUCTURE IMP):		\$139,150	\$0	\$139,150
FUND TOTAL (CAPITAL PROJECTS):		\$1,845,900	\$842,034	\$1,886,404

PUBLIC WORKS

Revenue Total		Expense Total	
Total Adj. Budget:	\$2,407,926	Total Adj. Budget:	\$4,370,543
Total Projected:	\$2,228,996	Total Projected:	\$3,306,074
Total Requested:	\$1,891,404	Total Requested:	\$4,608,251

Account #	Account Description	2016 Adjusted Budget	2016 Projected Year End	2017 Budget Request
60-420-40010-00000	Salaries/Wages	\$0	\$0	\$44,787
60-420-40150-00000	Contingency	\$6,736	\$0	\$0
60-420-41010-00000	Fica	\$0	\$0	\$3,707
60-420-43190-00000	Central Service Allocations	\$0	\$0	\$1,318
60-420-43192-00000	Human Resources Allocations	\$0	\$0	\$653
60-420-43193-00000	Insurance Allocations	\$0	\$0	\$1,986
60-420-43194-00000	Business Administration Allocations	\$0	\$0	\$3,489
COST CENTER TOTAL (NONE):		\$6,736	\$0	\$55,941
60-420-44070-00141	Electric-Buildings	\$2,000	\$1,975	\$2,000
COST CENTER TOTAL (FLOOD PUMPING STATIONS):		\$2,000	\$1,975	\$2,000
60-420-44060-70242	Water	\$2,000	\$1,984	\$2,000
60-420-44070-70242	Electric-Buildings	\$5,500	\$5,493	\$5,500
60-420-44080-70242	Electric-Industrial Park	\$1,250	\$1,239	\$1,250
60-420-44160-70242	Natural Gas/Heating Fuel	\$5,000	\$4,856	\$5,000
COST CENTER TOTAL (UTILITIES - SEWER MAINTENANCE):		\$13,750	\$13,573	\$13,750
FUND TOTAL (SEWER):		\$22,486	\$15,548	\$71,691
61-420-40010-00000	Salaries/Wages	\$77,630	\$73,185	\$118,003
61-420-40050-00000	Vacation	\$0	\$2,012	\$0
61-420-40060-00000	Holiday	\$0	\$2,059	\$0
61-420-40070-00000	Sick	\$0	\$192	\$0
61-420-40080-00000	Bereavement	\$0	\$174	\$0
61-420-40150-00000	Contingency	\$21,977	\$0	\$0
61-420-41010-00000	FICA	\$5,939	\$5,914	\$9,030
61-420-43190-00000	Central Services Allocations	\$2,878	\$2,878	\$3,295
61-420-43191-00000	Info Systems Allocations	\$4,304	\$4,304	\$4,224
61-420-43192-00000	Human Resources Allocations	\$1,701	\$1,701	\$1,632
61-420-43193-00000	Insurance Allocations	\$36,805	\$36,805	\$37,556
61-420-43194-00000	Business Administration Allocations	\$9,293	\$9,293	\$8,723
61-420-44170-00000	Building Rent	\$10,333	\$10,305	\$10,333
COST CENTER TOTAL (NONE):		\$170,859	\$148,822	\$192,798
61-420-44060-70240	Water	\$10,500	\$10,900	\$11,500
61-420-44070-70240	Electric-Buildings	\$700,000	\$699,270	\$700,000
61-420-44160-70240	Natural Gas/Heating Fuel	\$125,000	\$116,562	\$125,000
COST CENTER TOTAL (UTILITIES - WWTP):		\$835,500	\$826,732	\$836,500
61-420-44070-70241	Electric-Buildings	\$1,000	\$947	\$1,000

PUBLIC WORKS

Revenue Total		Expense Total	
Total Adj. Budget:	\$2,407,926	Total Adj. Budget:	\$4,370,543
Total Projected:	\$2,228,996	Total Projected:	\$3,306,074
Total Requested:	\$1,891,404	Total Requested:	\$4,608,251

Account #	Account Description	2016 Adjusted Budget	2016 Projected Year End	2017 Budget Request
61-420-44160-70241	Natural Gas/Heating Fuel	\$1,500	\$857	\$1,000
COST CENTER TOTAL (UTILITIES - MIPP):		\$2,500	\$1,804	\$2,000
FUND TOTAL (IMSF):		\$1,008,859	\$977,358	\$1,031,298
EXPENSE TOTAL:		\$4,370,543	\$3,301,433	\$4,608,251

PUBLIC WORKS

Comment Report

Account #	Requested	Comment
10-420-37080-00000	\$5,000	Miscellaneous revenue.
50-420-34150-00322	\$1,479,504	PA DOT TAP Grant, \$1,006,526.00; PA DCNR Grant, \$472,978.00.
50-420-34150-10172	\$139,150	State TAP Grant reimbursement.
50-420-39090-00000	\$126,224	Transfer from General.
50-420-39090-00081	\$78,500	Transfer from General.
50-420-39100-00000	\$63,026	Transfer from Recreation.
<hr/>		
Revenue Total:	\$1,891,404	
<hr/>		
10-420-40010-00000	\$127,100	COMPUTED BY FORMULA.
10-420-41010-00000	\$9,723	Calculated: FICA.
10-420-42010-00000	\$80,000	Engineering.
10-420-43150-00000	\$126,224	Interfund transfer for Capital Expenditures.
10-420-43150-00081	\$78,500	Interfund Transfer for Capital Expenditures.
10-420-43190-00000	\$14,343	Calculated: Internal Services
10-420-43191-00000	\$5,069	Calculated: Internal Services
10-420-43192-00000	\$3,918	Calculated: Internal Services
10-420-43193-00000	\$64,624	Calculated: Internal Services
10-420-43194-00000	\$20,936	Calculated: Internal Services
10-420-44030-00000	\$100	Association dues.
10-420-44060-00040	\$2,000	Water.
10-420-44060-00041	\$500	Water.
10-420-44060-00042	\$400	Water.
10-420-44060-70421	\$2,000	Water.
10-420-44060-70422	\$8,000	Water.
10-420-44060-70424	\$500	Water.
10-420-44060-70500	\$525	Water.
10-420-44060-70600	\$175,000	Water.
10-420-44070-00040	\$35,000	Electric.
10-420-44070-00041	\$13,000	Electric.
10-420-44070-00042	\$22,000	Electric.

PUBLIC WORKS

Comment Report

Account #	Requested	Comment
10-420-44070-70421	\$10,000	Electric.
10-420-44070-70422	\$100,000	Electric.
10-420-44070-70424	\$2,000	Electric.
10-420-44070-70500	\$1,000	Electric.
10-420-44070-70600	\$23,000	Electric.
10-420-44100-70422	\$450,000	Electric.
10-420-44140-70600	\$800	Electric.
10-420-44160-00040	\$300	Natural gas.
10-420-44160-70421	\$11,000	Natural gas.
10-420-44160-70422	\$35,000	Natural gas.
10-420-44160-70500	\$1,500	Natural gas.
10-420-44160-70600	\$30,000	Natural gas.
10-420-44200-00000	\$5,000	Vehicle Repair
10-420-45020-00000	\$500	Office supplies.
10-420-45120-00000	\$5,000	Vehicle Parts/Accessories
20-420-40010-00000	\$9,096	Salaries.
20-420-41010-00000	\$700	Calculated: FICA
20-420-44060-00089	\$17,500	Water.
20-420-44070-00089	\$50,000	Electric - Buildings.
20-420-44110-00089	\$35,000	Electric.
20-420-44120-00089	\$8,000	Electric.
20-420-44160-00089	\$34,000	Natural Gas.
50-420-42010-00322	\$331,331	Engineering for Rail Trail Extension.
50-420-46100-00000	\$35,000	Lease purchase of (2) 4wd SUV's, (2) 3/4 ton pick up w/plow and (1) 1-Ton truck w/plow and a set of replacement jaws for the Sanitation front end loader, year 4 of 5.
50-420-46101-00081	\$78,500	Lease payments for existing equipment, \$27,500. New equipment for 2017; Two 3/4 ton Pickup Trucks with plows, \$14,000.00; One Tennat ATLV, \$8,500.00; One Toro Infield Conditioning machine, \$7,500.00; One Toro mower, \$15,000.00, one SUV, \$6,000.00.

PUBLIC WORKS

Comment Report

Account #	Requested	Comment
50-420-46170-00000	\$154,250	Lease purchase of Guaranteed Energy Savings equipment \$154,228.78 of which \$36,481.50 will be transferred from Recreation Fund and \$26,545.78 from Ice Rink, year 9 of 15.
50-420-47120-00322	\$1,148,173	Construction of Heritage Rail Trail through the NWT.
50-420-47120-10172	\$139,150	TAP Grant Improvement Project.
60-420-40010-00000	\$44,787	Salaries
60-420-41010-00000	\$3,707	FICA
60-420-43190-00000	\$1,318	Calculated: Internal Services
60-420-43192-00000	\$653	Calculated: Internal Services
60-420-43193-00000	\$1,986	Calculated: Internal Services
60-420-43194-00000	\$3,489	Calculated: Internal Services
60-420-44060-70242	\$2,000	Water.
60-420-44070-00141	\$2,000	Electric.
60-420-44070-70242	\$5,500	Electric.
60-420-44080-70242	\$1,250	Electric.
60-420-44160-70242	\$5,000	Natural Gas.
61-420-40010-00000	\$118,003	COMPUTED BY FORMULA
61-420-41010-00000	\$9,030	Calculated: FICA
61-420-43190-00000	\$3,295	Calculated: Internal Services
61-420-43191-00000	\$4,224	Calculated: Internal Services
61-420-43192-00000	\$1,632	Calculated: Internal Services
61-420-43193-00000	\$37,556	Calculated: Internal Services
61-420-43194-00000	\$8,723	Calculated: Internal Services
61-420-44060-70240	\$11,500	Water.
61-420-44070-70240	\$700,000	Electric.
61-420-44070-70241	\$1,000	Electric.
61-420-44160-70240	\$125,000	Natural Gas.
61-420-44160-70241	\$1,000	Natural Gas.
61-420-44170-00000	\$10,333	Building Rent.

PUBLIC WORKS

Comment Report

Account #	Requested	Comment
Expense Total:	\$4,608,251	

PUBLIC WORKS

Fund Total Report

Fund	Fund Description		2016 Adjusted Budget	2016 Projected Year End	2017 Budget Request
10	GENERAL	Revenue:	\$5,000	\$5,555	\$5,000
		Expense:	\$1,344,538	\$1,327,466	\$1,464,562
20	RECREATION	Revenue:	\$0	\$0	\$0
		Expense:	\$148,760	\$139,027	\$154,296
26	SPECIAL PROJECTS	Revenue:	\$0	\$15,510	\$0
		Expense:	\$0	\$4,640	\$0
50	CAPITAL PROJECTS	Revenue:	\$2,402,926	\$2,207,931	\$1,886,404
		Expense:	\$1,845,900	\$842,034	\$1,886,404
60	SEWER	Revenue:	\$0	\$0	\$0
		Expense:	\$22,486	\$15,548	\$71,691
61	IMSF	Revenue:	\$0	\$0	\$0
		Expense:	\$1,008,859	\$977,358	\$1,031,298
		Total Revenue:	\$2,407,926	\$2,228,996	\$1,891,404
		Total Expense:	\$4,370,543	\$3,306,074	\$4,608,251

PUBLIC WORKS

Cost Center Total Report

Cost Center	Cost Center Description		2016 Adjusted Budget	2016 Projected Year End	2017 Budget Request
00000	NONE	Revenue:	\$257,276	\$194,805	\$194,250
		Expense:	\$768,618	\$716,675	\$910,322
00040	MARKET ST GARAGE	Revenue:	\$0	\$0	\$0
		Expense:	\$37,300	\$36,620	\$37,300
00041	PHILADELPHIA ST GARAGE	Revenue:	\$0	\$0	\$0
		Expense:	\$13,500	\$13,272	\$13,500
00042	KING ST GARAGE	Revenue:	\$0	\$0	\$0
		Expense:	\$22,400	\$21,862	\$22,400
00081	CAP - VEHICLE LEASING-HIGHWAYS	Revenue:	\$27,500	\$27,011	\$78,500
		Expense:	\$55,000	\$54,022	\$157,000
00089	REC - PARKS MAINTENANCE	Revenue:	\$0	\$0	\$0
		Expense:	\$139,500	\$139,027	\$144,500
00141	FLOOD PUMPING STATIONS	Revenue:	\$0	\$0	\$0
		Expense:	\$2,000	\$1,975	\$2,000
00293	BICYCLE INFRASTRUCTURE IMPROVE	Revenue:	\$0	\$10,000	\$0
		Expense:	\$0	\$4,640	\$0
00298	YORK CITY LITTLE LEAGUE	Revenue:	\$0	\$5,510	\$0
		Expense:	\$0	\$0	\$0
00307	NORTH BEND OPP AREA/GREEN ACT	Revenue:	\$185,000	\$135,000	\$0
		Expense:	\$190,000	\$189,492	\$0
00309	RAIL TRAIL CONSTRUCTION	Revenue:	\$851,000	\$909,910	\$0
		Expense:	\$1,000,000	\$184,126	\$0
00310	MARKET STREET PAVING	Revenue:	\$948,000	\$946,760	\$0
		Expense:	\$300,000	\$252,176	\$0
00322	RAIL TRAIL EXT CONSTRUCTION	Revenue:	\$0	\$0	\$1,479,504
		Expense:	\$0	\$0	\$1,479,504
10035	BOND ISSUE - VISITOR CENTER	Revenue:	\$0	\$0	\$0
		Expense:	\$3,000	\$0	\$0
10172	TAP-BICYCLE INFRASTRUCTURE IMP	Revenue:	\$139,150	\$0	\$139,150
		Expense:	\$139,150	\$0	\$139,150
70240	UTILITIES - WWTP	Revenue:	\$0	\$0	\$0
		Expense:	\$835,500	\$826,732	\$836,500
70241	UTILITIES - MIPP	Revenue:	\$0	\$0	\$0
		Expense:	\$2,500	\$1,804	\$2,000
70242	UTILITIES - SEWER MAINTENANCE	Revenue:	\$0	\$0	\$0
		Expense:	\$13,750	\$13,573	\$13,750
70421	UTILITIES - HIGHWAY	Revenue:	\$0	\$0	\$0
		Expense:	\$23,000	\$27,284	\$23,000
70422	UTILITIES - BUILDING/ELECTRICAL	Revenue:	\$0	\$0	\$0
		Expense:	\$591,000	\$589,171	\$593,000
70424	UTILITIES - ENVIRONMENTAL SRV	Revenue:	\$0	\$0	\$0
		Expense:	\$2,500	\$2,450	\$2,500
70500	UTILITIES - POLICE	Revenue:	\$0	\$0	\$0
		Expense:	\$3,025	\$3,447	\$3,025

70600	UTILITIES - FIRE	Revenue:	\$0	\$0	\$0
		Expense:	\$228,800	\$227,726	\$228,800
		Total Revenue:	\$2,407,926	\$2,228,996	\$1,891,404
		Total Expense:	\$4,370,543	\$3,306,074	\$4,608,251

PUBLIC WORKS

#	Jobtitle	Union	2016 Salary Per Job Title	Current Total Per Job Title	Total Increase Per Job Title	Total Longevity Per Job Title	2017 Request Per Job Title
1	DIRECTOR PUBLIC WORKS	NAFF	\$90,267	\$90,267	\$1,805	\$0	\$92,072
1	DEPUTY DIR. PUBLIC WORKS	NAFF	\$75,000	\$75,000	\$1,500	\$0	\$76,500
1	STORMWATER COORD	NAFF	\$43,909	\$43,909	\$878	\$0	\$44,787
1	OPERATIONS MANAGER	NAFF	\$48,276	\$48,276	\$966	\$0	\$49,242
1	SECRETARY	YPEA	\$34,199	\$34,199	\$787	\$1,399	\$36,385

				\$291,651	\$5,936	\$1,399	\$298,986
--	--	--	--	-----------	---------	---------	-----------

Employee Totals	
NAFF	4
Full-Time	4
YPEA	1
Full-Time	1
Total:	5

Fund Total	
10-General	\$127,099
20-REC	\$9,096
60-Sewer	\$44,787
61-IMSF	\$118,003
Total:	\$298,986

25% of Secretary to 20-425 - \$9,096

\$289,890

HIGHWAY

Revenue Total		Expense Total	
Total Adj. Budget:	\$1,131,500	Total Adj. Budget:	\$2,597,996
Total Projected:	\$1,197,998	Total Projected:	\$2,559,417
Total Requested:	\$1,223,500	Total Requested:	\$1,827,772

Account #	Account Description	2016 Adjusted Budget	2016 Projected Year End	2017 Budget Request
REVENUE				
10-421-31200-00000	Street Cuts Permits	\$20,000	\$19,210	\$20,000
10-421-35250-00000	Automotive Work	\$1,000	\$1,098	\$1,000
COST CENTER TOTAL (NONE):		\$21,000	\$20,308	\$21,000
FUND TOTAL (GENERAL):		\$21,000	\$20,308	\$21,000
21-421-34110-00000	Motor Vehicle Fuel Tax - Liquid Fuels	\$1,000,000	\$1,079,102	\$1,100,000
21-421-37080-00000	Miscellaneous	\$0	\$400	\$0
COST CENTER TOTAL (NONE):		\$1,000,000	\$1,079,502	\$1,100,000
21-421-34110-10005	Motor Vehicle Fuel Tax - Snow Removal	\$12,500	\$12,500	\$12,500
COST CENTER TOTAL (LF - SNOW REMOVAL):		\$12,500	\$12,500	\$12,500
FUND TOTAL (LIQUID FUELS):		\$1,012,500	\$1,092,002	\$1,112,500
22-421-31200-00000	Street Cuts Permits	\$80,000	\$78,866	\$80,000
22-421-31240-00000	Weighing - Oversize Vehicle Permits	\$8,000	\$4,822	\$5,000
COST CENTER TOTAL (NONE):		\$88,000	\$83,688	\$85,000
22-421-35431-00308	Stormwater Management	\$10,000	\$0	\$5,000
COST CENTER TOTAL (STORMWATER MANAGEMENT):		\$10,000	\$0	\$5,000
FUND TOTAL (DEGRADATION):		\$98,000	\$83,688	\$90,000
REVENUE TOTAL:		\$1,131,500	\$1,195,998	\$1,223,500

EXPENDITURES				
10-421-40010-00000	Salaries/Wages	\$263,974	\$234,116	\$293,182
10-421-40030-00000	Overtime	\$5,000	\$4,953	\$5,000
10-421-40040-00000	Shift Differential	\$100	\$98	\$100
10-421-40050-00000	Vacation	\$0	\$12,063	\$0
10-421-40060-00000	Holiday	\$0	\$11,054	\$0
10-421-40070-00000	Sick	\$0	\$6,115	\$0
10-421-40080-00000	Bereavement	\$0	\$626	\$0
10-421-40110-00000	Call Back	\$1,000	\$968	\$1,000
10-421-41010-00000	FICA	\$21,073	\$20,996	\$22,500
10-421-41120-00000	Laundry Cleaning	\$7,000	\$7,181	\$7,250
10-421-41130-00000	Clothing/Shoes/Uniforms/Equipment	\$2,250	\$2,217	\$2,250
10-421-43190-00000	Central Services Allocations	\$32,650	\$32,650	\$36,098
10-421-43191-00000	Info Systems Allocations	\$37,871	\$37,871	\$37,175
10-421-43192-00000	Human Resources Allocations	\$14,973	\$14,973	\$14,366
10-421-43193-00000	Insurance Allocations	\$329,683	\$329,683	\$297,858
10-421-43194-00000	Business Administration Allocations	\$81,776	\$81,776	\$76,767
10-421-44030-00000	Association Dues/Conferences	\$200	\$200	\$0

HIGHWAY

Revenue Total		Expense Total	
Total Adj. Budget:	\$1,131,500	Total Adj. Budget:	\$2,597,996
Total Projected:	\$1,197,998	Total Projected:	\$2,559,417
Total Requested:	\$1,223,500	Total Requested:	\$1,827,772

Account #	Account Description	2016 Adjusted Budget	2016 Projected Year End	2017 Budget Request
10-421-44190-00000	Building Repair Service	\$5,000	\$4,800	\$5,000
10-421-44210-00000	Other Repair Service	\$2,500	\$2,424	\$2,500
10-421-44310-00000	Radio Communications	\$500	\$500	\$1,000
10-421-44400-00000	Other Contractual Services	\$3,500	\$3,260	\$3,500
10-421-45020-00000	Office/Data Processing	\$400	\$379	\$400
10-421-45040-00000	Electrical Supplies	\$250	\$250	\$250
10-421-45060-00000	Paint/Paint Supplies	\$500	\$500	\$500
10-421-45100-00000	Plumbing Supplies	\$250	\$250	\$250
10-421-45110-00000	Medical Supplies	\$150	\$150	\$150
10-421-45140-00000	Lumber/Hardware/Bldg Alteration Mater	\$300	\$301	\$300
10-421-45170-00000	Tools	\$200	\$200	\$200
10-421-45210-00000	Chemicals	\$2,000	\$1,939	\$2,000
10-421-45290-00000	Traffic Controller	\$2,000	\$2,000	\$2,000
10-421-45300-00000	Other Supplies/Materials	\$750	\$744	\$750
COST CENTER TOTAL (NONE):		\$815,850	\$815,238	\$812,345
FUND TOTAL (GENERAL):		\$815,850	\$815,238	\$812,345
21-421-40010-00000	Salaries/Wages	\$0	\$580	\$0
21-421-41010-00000	FICA	\$0	\$42	\$0
COST CENTER TOTAL (NONE):		\$0	\$622	\$0
21-421-40040-00005	Shift Differential	\$0	\$7	\$0
21-421-41010-00005	FICA	\$0	\$20	\$0
COST CENTER TOTAL (CONSTRUCTION REPAIR WORK):		\$0	\$27	\$0
21-421-46100-10003	Vehicles	\$200,000	\$108,144	\$180,000
COST CENTER TOTAL (LF - MAJOR EQUIPMENT):		\$200,000	\$108,144	\$180,000
21-421-40010-10004	Salaries/Wages	\$75,000	\$51,273	\$60,000
21-421-40030-10004	Overtime	\$3,000	\$4,850	\$5,000
21-421-40040-10004	Shift Differential	\$250	\$292	\$300
21-421-41010-10004	FICA	\$5,986	\$5,823	\$4,600
21-421-44180-10004	Vehicle/Equipment Rental	\$5,000	\$0	\$5,000
21-421-44200-10004	Vehicle Repair Service	\$30,000	\$29,591	\$30,000
21-421-45120-10004	Vehicle Parts/Accessories	\$15,000	\$12,567	\$15,000
21-421-45170-10004	Tools	\$500	\$500	\$500
21-421-45300-10004	Other Supplies/Materials	\$1,000	\$848	\$1,000
COST CENTER TOTAL (LF - CLEANING):		\$135,736	\$105,745	\$121,400
21-421-40010-10005	Salaries/Wages	\$30,000	\$23,535	\$30,000
21-421-40030-10005	Overtime	\$15,000	\$29,882	\$20,000

HIGHWAY

Revenue Total		Expense Total	
Total Adj. Budget:	\$1,131,500	Total Adj. Budget:	\$2,597,996
Total Projected:	\$1,197,998	Total Projected:	\$2,559,417
Total Requested:	\$1,223,500	Total Requested:	\$1,827,772

Account #	Account Description	2016 Adjusted Budget	2016 Projected Year End	2017 Budget Request
21-421-40040-10005	Shift Differential	\$500	\$624	\$600
21-421-40110-10005	Call Back	\$1,500	\$771	\$1,500
21-421-41010-10005	FICA	\$3,596	\$3,563	\$3,600
21-421-44180-10005	Vehicle/Equipment Rental	\$5,000	\$99,369	\$5,000
21-421-44200-10005	Vehicle Repair Service	\$10,000	\$9,640	\$15,000
21-421-44400-10005	Other Contractual Services	\$0	\$0	\$20,000
21-421-45120-10005	Vehicle Parts/Accessories	\$8,000	\$7,885	\$8,000
21-421-45150-10005	Street/Highway Material	\$125,000	\$122,735	\$115,000
COST CENTER TOTAL (LF - SNOW REMOVAL):		\$198,596	\$298,005	\$218,700

21-421-40010-10006	Salaries/Wages	\$30,000	\$31,142	\$35,000
21-421-40030-10006	Overtime	\$1,000	\$949	\$1,000
21-421-40040-10006	Shift Differential	\$0	\$9	\$0
21-421-40110-10006	Call Back	\$0	\$99	\$0
21-421-41010-10006	FICA	\$2,372	\$2,260	\$2,400
21-421-44200-10006	Vehicle Repair Service	\$1,000	\$790	\$1,000
21-421-44210-10006	Other Repair Service	\$1,000	\$1,000	\$1,000
21-421-44400-10006	Other Contractual Services	\$17,500	\$17,500	\$20,000
21-421-45060-10006	Paint/Paint Supplies	\$2,000	\$1,752	\$2,000
21-421-45120-10006	Vehicle Parts/Accessories	\$1,500	\$1,205	\$1,500
21-421-45140-10006	Lumber/Hardware/Bldg Alteration Mater	\$3,000	\$2,947	\$3,000
21-421-45150-10006	Street/Highway Material	\$10,000	\$10,000	\$15,000
21-421-45160-10006	Signs	\$20,000	\$20,000	\$20,000
21-421-45170-10006	Tools	\$2,000	\$1,798	\$2,000
21-421-45200-10006	Cement/Concrete/Stone	\$500	\$500	\$500
COST CENTER TOTAL (LF - SIGNS):		\$91,872	\$91,950	\$104,400

21-421-40010-10007	Salaries/Wages	\$10,000	\$9,335	\$10,000
21-421-40030-10007	Overtime	\$0	\$100	\$0
21-421-40040-10007	Shift Differential	\$0	\$2	\$0
21-421-41010-10007	FICA	\$765	\$724	\$765
21-421-44210-10007	Other Repair Service	\$500	\$604	\$500
21-421-45140-10007	Lumber/Hardware/Bldg Alteration Mater	\$10,000	\$9,145	\$10,000
21-421-45200-10007	Cement/Concrete/Stone	\$5,000	\$5,000	\$5,000
COST CENTER TOTAL (LF - STORM SEWERS/DRAINS):		\$26,265	\$24,910	\$26,265

21-421-40010-10008	Salaries/Wages	\$52,500	\$48,537	\$50,000
21-421-40030-10008	Overtime	\$0	\$276	\$0
21-421-40110-10008	Call Back	\$0	\$205	\$0
21-421-41010-10008	FICA	\$4,016	\$4,037	\$4,000
21-421-44180-10008	Vehicle/Equipment Rental	\$0	\$0	\$10,000
21-421-44200-10008	Vehicle Repair Service	\$5,000	\$4,859	\$10,000
21-421-45120-10008	Vehicle Parts/Accessories	\$2,500	\$2,000	\$2,500
21-421-45150-10008	Street/Highway Material	\$30,000	\$29,312	\$35,000

HIGHWAY

Revenue Total		Expense Total	
Total Adj. Budget:	\$1,131,500	Total Adj. Budget:	\$2,597,996
Total Projected:	\$1,197,998	Total Projected:	\$2,559,417
Total Requested:	\$1,223,500	Total Requested:	\$1,827,772

Account #	Account Description	2016 Adjusted Budget	2016 Projected Year End	2017 Budget Request
21-421-45170-10008	Tools	\$500	\$434	\$500
21-421-45200-10008	Cement/Concrete/Stone	\$2,000	\$2,000	\$2,000
COST CENTER TOTAL (LF - STREET REPAIRS):		\$96,516	\$91,661	\$114,000
21-421-42010-10009	Architectural/Engineering/Consultant	\$35,000	\$32,990	\$30,000
21-421-44040-10009	Advertising	\$1,000	\$500	\$1,000
21-421-44400-10009	Other Contractual Services	\$900,000	\$900,000	\$120,000
COST CENTER TOTAL (LF-RESURFACING):		\$936,000	\$933,490	\$151,000
FUND TOTAL (LIQUID FUELS):		\$1,684,984	\$1,654,554	\$915,765
22-421-44400-00000	Other Contractual Services	\$22,500	\$22,339	\$35,000
22-421-45150-00000	Street/Highway Material	\$50,000	\$43,396	\$40,000
22-421-45160-00000	Signs	\$5,000	\$4,088	\$5,000
22-421-46150-00000	Parks/Recreation Equipment	\$5,000	\$4,885	\$5,000
COST CENTER TOTAL (NONE):		\$82,500	\$74,708	\$85,000
22-421-44400-00308	Other Contractual Services	\$14,662	\$14,662	\$14,662
COST CENTER TOTAL (STORMWATER MANAGEMENT):		\$14,662	\$14,662	\$14,662
FUND TOTAL (DEGRADATION):		\$97,162	\$89,370	\$99,662
EXPENSE TOTAL:		\$2,597,996	\$2,559,162	\$1,827,772

HIGHWAY

Comment Report

Account #	Requested	Comment
10-421-31200-00000	\$20,000	Street cut permit revenue.
10-421-35250-00000	\$1,000	Automotive work revenue.
21-421-34110-00000	\$1,100,000	Liquid Fuels Revenue.
21-421-34110-10005	\$12,500	Liquid Fuels - Snow removal.
22-421-31200-00000	\$80,000	Street cut revenue.
22-421-31240-00000	\$5,000	Oversize vehicle permits.
22-421-35431-00308	\$5,000	Stormwater revenue.
<hr/>		
Revenue Total:	\$1,223,500	
<hr/>		
10-421-40010-00000	\$293,182	COMPUTED BY FORMULA.
10-421-40030-00000	\$5,000	Overtime.
10-421-40040-00000	\$100	Shift Differential.
10-421-40110-00000	\$1,000	Call Back pay.
10-421-41010-00000	\$22,500	Calculated: FICA.
10-421-41120-00000	\$7,250	Laundry Cleaning Uniforms.
10-421-41130-00000	\$2,250	Clothing, Uniforms.
10-421-43190-00000	\$36,098	Calculated: Internal Services
10-421-43191-00000	\$37,175	Calculated: Internal Services
10-421-43192-00000	\$14,366	Calculated: Internal Services
10-421-43193-00000	\$297,858	Calculated: Internal Services
10-421-43194-00000	\$76,767	Calculated: Internal Services
10-421-44190-00000	\$5,000	Building Repair Service.
10-421-44210-00000	\$2,500	Other Repair Service.
10-421-44310-00000	\$1,000	Two-way radios for new equipment.
10-421-44400-00000	\$3,500	Other Contractual Services.
10-421-45020-00000	\$400	Office Supplies.
10-421-45040-00000	\$250	Electrical Supplies.
10-421-45060-00000	\$500	Paint.
10-421-45100-00000	\$250	Plumbing Supplies.
10-421-45110-00000	\$150	First Aid Supplies.

HIGHWAY

Comment Report

Account #	Requested	Comment
10-421-45140-00000	\$300	Lumber / Hardware.
10-421-45170-00000	\$200	Hand tools.
10-421-45210-00000	\$2,000	Chemicals.
10-421-45290-00000	\$2,000	Barricades.
10-421-45300-00000	\$750	Misc. Supplies.
21-421-40010-10004	\$60,000	Salaries.
21-421-40010-10005	\$30,000	Salaries.
21-421-40010-10006	\$35,000	Salaries.
21-421-40010-10007	\$10,000	Salaries.
21-421-40010-10008	\$50,000	Salaries.
21-421-40030-10004	\$5,000	Overtime.
21-421-40030-10005	\$20,000	Overtime.
21-421-40030-10006	\$1,000	Overtime.
21-421-40040-10004	\$300	Shift Differential.
21-421-40040-10005	\$600	Shift Differential.
21-421-40110-10005	\$1,500	Call Back pay.
21-421-41010-10004	\$4,600	Calculated: FICA
21-421-41010-10005	\$3,600	Calculated: FICA
21-421-41010-10006	\$2,400	Calculated: FICA
21-421-41010-10007	\$765	Calculated: FICA
21-421-41010-10008	\$4,000	Calculated: FICA
21-421-42010-10009	\$30,000	Engineering.
21-421-44040-10009	\$1,000	Advertising.
21-421-44180-10004	\$5,000	Equipment Rental. Sweeper rental if needed.
21-421-44180-10005	\$5,000	Equipment Rental. Snow removal.
21-421-44180-10008	\$10,000	Rental of a Pothole Patching Machine we would like to try.
21-421-44200-10004	\$30,000	Sweeper repairs.
21-421-44200-10005	\$15,000	Snow plow repairs.

HIGHWAY

Comment Report

Account #	Requested	Comment
21-421-44200-10006	\$1,000	Vehicle Repairs.
21-421-44200-10008	\$10,000	Paver repairs.
21-421-44210-10006	\$1,000	Other Repair Service.
21-421-44210-10007	\$500	Other Repair Service.
21-421-44400-10005	\$20,000	Roof Replacement for Salt Dome.
21-421-44400-10006	\$20,000	Line painting contract.
21-421-44400-10009	\$120,000	Other Contractual Services; contracted paving.
21-421-45060-10006	\$2,000	Paint.
21-421-45120-10004	\$15,000	Parts for sweepers.
21-421-45120-10005	\$8,000	Parts for snow plows.
21-421-45120-10006	\$1,500	Vehicle parts.
21-421-45120-10008	\$2,500	Paver parts.
21-421-45140-10006	\$3,000	Hardware for signs.
21-421-45140-10007	\$10,000	Material for storm sewers.
21-421-45150-10005	\$115,000	Salt. Cost for this season is \$57.50 / ton.
21-421-45150-10006	\$15,000	3M Material.
21-421-45150-10008	\$35,000	Material for Patching.
21-421-45160-10006	\$20,000	Signs.
21-421-45170-10004	\$500	Tools.
21-421-45170-10006	\$2,000	Tools.
21-421-45170-10008	\$500	Tools.
21-421-45200-10006	\$500	Concrete.
21-421-45200-10007	\$5,000	Concrete.
21-421-45200-10008	\$2,000	Flowable fill.
21-421-45300-10004	\$1,000	Misc. Supplies.
21-421-46100-10003	\$180,000	Lease payments for one (1) new Street Sweeper - \$40,000.00; one (1) new Sign Truck - \$25,000.00 and existing Dumptruck \$32,500.00 and Sweeper \$72,500.00.
22-421-44400-00000	\$35,000	Other Contractual Services.
22-421-44400-00308	\$14,662	Stormwater payment to County.

HIGHWAY

Comment Report

Account #	Requested	Comment
22-421-45150-00000	\$40,000	Material for paving.
22-421-45160-00000	\$5,000	Signs.
22-421-46150-00000	\$5,000	Park equipment.
Expense Total:		\$1,827,772

HIGHWAY

Fund Total Report

Fund	Fund Description		2016 Adjusted Budget	2016 Projected Year End	2017 Budget Request
10	GENERAL	Revenue:	\$21,000	\$20,308	\$21,000
		Expense:	\$815,850	\$815,238	\$812,345
21	LIQUID FUELS	Revenue:	\$1,012,500	\$1,092,002	\$1,112,500
		Expense:	\$1,684,984	\$1,654,554	\$915,765
22	DEGRADATION	Revenue:	\$98,000	\$83,688	\$90,000
		Expense:	\$97,162	\$89,370	\$99,662
26	SPECIAL PROJECTS	Revenue:	\$0	\$2,000	\$0
		Expense:	\$0	\$254	\$0
		Total Revenue:	\$1,131,500	\$1,197,998	\$1,223,500
		Total Expense:	\$2,597,996	\$2,559,417	\$1,827,772

HIGHWAY

Cost Center Total Report

Cost Center	Cost Center Description		2016 Adjusted Budget	2016 Projected Year End	2017 Budget Request
00000	NONE	Revenue:	\$1,109,000	\$1,183,498	\$1,206,000
		Expense:	\$898,350	\$890,569	\$897,345
00005	CONSTRUCTION REPAIR WORK	Revenue:	\$0	\$0	\$0
		Expense:	\$0	\$27	\$0
00308	STORMWATER MANAGEMENT	Revenue:	\$10,000	\$0	\$5,000
		Expense:	\$14,662	\$14,662	\$14,662
10003	LF - MAJOR EQUIPMENT	Revenue:	\$0	\$0	\$0
		Expense:	\$200,000	\$108,144	\$180,000
10004	LF - CLEANING	Revenue:	\$0	\$0	\$0
		Expense:	\$135,736	\$105,745	\$121,400
10005	LF - SNOW REMOVAL	Revenue:	\$12,500	\$12,500	\$12,500
		Expense:	\$198,596	\$298,005	\$218,700
10006	LF - SIGNS	Revenue:	\$0	\$0	\$0
		Expense:	\$91,872	\$91,950	\$104,400
10007	LF - STORM SEWERS/DRAINS	Revenue:	\$0	\$0	\$0
		Expense:	\$26,265	\$24,910	\$26,265
10008	LF - STREET REPAIRS	Revenue:	\$0	\$0	\$0
		Expense:	\$96,516	\$91,661	\$114,000
10009	LF-RESURFACING	Revenue:	\$0	\$0	\$0
		Expense:	\$936,000	\$933,490	\$151,000
		Total Revenue:	\$1,131,500	\$1,195,998	\$1,223,500
		Total Expense:	\$2,597,996	\$2,559,162	\$1,827,772

HIGHWAY

#	Jobtitle	Union	2016 Salary Per Job Title	Current Total Per Job Title	Total Increase Per Job Title	Total Longevity Per Job Title	2017 Request Per Job Title
1	ADMIN ASSISTANT	NAFF	\$36,563	\$36,563	\$731	\$0	\$37,294
2	EQUIP OPERATOR II*	TEAM	\$42,765	\$85,530	\$0	\$0	\$85,530
5	EQUIP OPERATOR II	TEAM	\$42,765	\$213,824	\$5,773	\$0	\$219,597
1	EQUIP OPERATOR III	TEAM	\$45,531	\$45,531	\$1,024	\$0	\$46,556
1	HIGHWAY SUPERINTENDENT	NAFF	\$48,486	\$48,486	\$970	\$0	\$49,456
1	LABORER	TEAM	\$38,875	\$38,875	\$875	\$0	\$39,750

				\$468,808	\$9,373	\$0	\$478,182
--	--	--	--	-----------	---------	-----	-----------

Employee Totals	
NAFF	2
Full-Time	2
TEAMSTERS	9
Full-Time	9
Total:	11

Fund Total	
10-General	\$293,182
21-Liquid Fuels	\$185,000
Total:	\$478,182

*New position filled in 2016.

BUILDING/ELECTRICAL

Revenue Total		Expense Total	
Total Adj. Budget:	\$12,500	Total Adj. Budget:	\$1,307,221
Total Projected:	\$7,197	Total Projected:	\$1,319,567
Total Requested:	\$7,500	Total Requested:	\$1,352,271

Account #	Account Description	2016 Adjusted Budget	2016 Projected Year End	2017 Budget Request
REVENUE				
10-422-35260-00000	Electrical Services	\$7,500	\$7,197	\$7,500
10-422-39080-00000	Expense Reimbursements - Other	\$5,000	\$0	\$0
COST CENTER TOTAL (NONE):		\$12,500	\$7,197	\$7,500
FUND TOTAL (GENERAL):		\$12,500	\$7,197	\$7,500
REVENUE TOTAL:		\$12,500	\$7,197	\$7,500
EXPENDITURES				
10-422-40010-00000	Salaries/Wages	\$357,159	\$314,044	\$325,565
10-422-40020-00000	Part Time Employees	\$33,223	\$33,221	\$47,419
10-422-40030-00000	Overtime	\$8,500	\$9,124	\$9,000
10-422-40040-00000	Shift Differential	\$1,000	\$947	\$1,000
10-422-40050-00000	Vacation	\$0	\$18,696	\$0
10-422-40060-00000	Holiday	\$0	\$10,436	\$0
10-422-40070-00000	Sick	\$0	\$13,589	\$0
10-422-40080-00000	Bereavement	\$0	\$396	\$0
10-422-40110-00000	Call Back	\$6,000	\$7,931	\$7,500
10-422-41010-00000	FICA	\$31,050	\$31,004	\$29,000
10-422-41120-00000	Laundry Cleaning	\$9,500	\$10,302	\$10,500
10-422-41130-00000	Clothing/Shoes/Uniforms/Equipment	\$4,000	\$3,995	\$4,000
10-422-42070-00000	Other Professional Services	\$300	\$0	\$0
10-422-43190-00000	Central Services Allocations	\$39,861	\$39,861	\$44,421
10-422-43191-00000	Info Systems Allocations	\$31,846	\$31,846	\$31,261
10-422-43192-00000	Human Resources Allocations	\$13,544	\$13,544	\$14,300
10-422-43193-00000	Insurance Allocations	\$248,657	\$248,657	\$267,887
10-422-43194-00000	Business Administration Allocations	\$73,970	\$73,970	\$76,418
10-422-44020-00000	Printing/Binding	\$400	\$300	\$0
10-422-44030-00000	Association Dues/Conferences	\$500	\$495	\$0
10-422-44050-00000	Telephone	\$10,000	\$7,063	\$6,000
10-422-44180-00000	Vehicle/Equipment Rental	\$1,000	\$500	\$1,000
10-422-44190-00000	Building Repair Service	\$40,000	\$48,741	\$50,000
10-422-44200-00000	Vehicle Repair Service	\$4,500	\$4,517	\$5,000
10-422-44210-00000	Other Repair Service	\$1,000	\$913	\$1,000
10-422-44310-00000	Radio Communications	\$1,000	\$966	\$1,000
10-422-44400-00000	Other Contractual Services	\$30,000	\$34,491	\$35,000
10-422-45020-00000	Office/Data Processing	\$1,000	\$918	\$1,000
10-422-45040-00000	Electrical Supplies	\$10,000	\$9,768	\$10,000
10-422-45060-00000	Paint/Paint Supplies	\$3,000	\$2,852	\$3,000
10-422-45100-00000	Plumbing Supplies	\$500	\$437	\$500
10-422-45140-00000	Lumber/Hardware/Bldg Alteration Mater	\$3,000	\$2,940	\$3,000
10-422-45170-00000	Tools	\$4,000	\$3,874	\$10,000
10-422-45200-00000	Cement/Concrete/Stone	\$600	\$512	\$600
10-422-45280-00000	Machinery Supplies	\$9,100	\$5,654	\$7,500
10-422-45290-00000	Traffic Controller	\$250	\$250	\$250
10-422-45300-00000	Other Supplies/Materials	\$1,000	\$955	\$1,000
COST CENTER TOTAL (NONE):		\$979,460	\$987,710	\$1,004,121

BUILDING/ELECTRICAL

Revenue Total		Expense Total	
Total Adj. Budget:	\$12,500	Total Adj. Budget:	\$1,307,221
Total Projected:	\$7,197	Total Projected:	\$1,319,567
Total Requested:	\$7,500	Total Requested:	\$1,352,271

Account #	Account Description	2016 Adjusted Budget	2016 Projected Year End	2017 Budget Request
10-422-44160-70422	Natural Gas/Heating Fuel	\$0	\$0	\$0
COST CENTER TOTAL (UTILITIES - BUILDING/ELECTRICAL):		\$0	\$0	\$0
FUND TOTAL (GENERAL):		\$979,460	\$987,710	\$1,004,121
21-422-40010-10005	Salaries/Wages	\$0	\$2,932	\$0
21-422-40030-10005	Salaries/Wages	\$0	\$6,109	\$0
21-422-41010-10005	Fica	\$0	\$680	\$0
COST CENTER TOTAL (LF - SNOW REMOVAL):		\$0	\$9,721	\$0
21-422-40010-10010	Salaries/Wages	\$40,000	\$37,238	\$40,000
21-422-40030-10010	Overtime	\$0	\$1,180	\$0
21-422-41010-10010	FICA	\$3,200	\$3,099	\$3,060
21-422-42010-10010	Architectural/Engineering/Consultant	\$5,000	\$4,928	\$5,000
21-422-44090-10010	Electric-Traffic Signals	\$30,000	\$30,660	\$35,000
21-422-44100-10010	Electric-Street	\$100,000	\$94,456	\$100,000
21-422-44210-10010	Other Repair Service	\$5,000	\$0	\$5,000
21-422-45290-10010	Traffic Controller	\$30,000	\$29,932	\$35,000
COST CENTER TOTAL (LF-TRAFFIC SIGNALS):		\$213,200	\$201,493	\$223,060
FUND TOTAL (LIQUID FUELS):		\$213,200	\$211,214	\$223,060
61-422-40010-00000	Salaries/Wages	\$56,880	\$56,713	\$67,446
61-422-40020-00000	Part Time Employees	\$12,190	\$12,190	\$0
61-422-40030-00000	Overtime	\$0	\$234	\$0
61-422-40050-00000	Vacation	\$0	\$1,951	\$0
61-422-40060-00000	Holiday	\$0	\$1,021	\$0
61-422-40070-00000	Sick	\$0	\$2,701	\$0
61-422-40110-00000	Call Back	\$0	\$186	\$0
61-422-41010-00000	FICA	\$5,284	\$5,289	\$5,160
61-422-41130-00000	Clothing/Shoes/Uniforms/Equip	\$0	\$150	\$0
61-422-43190-00000	Central Services Allocations	\$2,302	\$2,302	\$4,508
61-422-43191-00000	Info Systems Allocations	\$3,443	\$3,443	\$3,380
61-422-43192-00000	Human Resources Allocations	\$1,361	\$1,361	\$2,612
61-422-43193-00000	Insurance Allocations	\$25,667	\$25,667	\$28,028
61-422-43194-00000	Business Administration Allocations	\$7,434	\$7,434	\$13,958
COST CENTER TOTAL (NONE):		\$114,561	\$120,643	\$125,091
FUND TOTAL (IMSF):		\$114,561	\$120,643	\$125,091
EXPENSE TOTAL:		\$1,307,221	\$1,319,567	\$1,352,271

BUILDING/ELECTRICAL

Comment Report

Account #	Requested	Comment
10-422-35260-00000	\$7,500	Reimbursement for Electrical Services.
Revenue Total:	\$7,500	
10-422-40010-00000	\$325,565	COMPUTED BY FORMULA
10-422-40020-00000	\$47,419	COMPUTED BY FORMULA
10-422-40030-00000	\$9,000	Overtime.
10-422-40040-00000	\$1,000	Shift Differential pay.
10-422-40110-00000	\$7,500	Call Back pay.
10-422-41010-00000	\$29,000	Calculated: FICA.
10-422-41120-00000	\$10,500	Laundry.
10-422-41130-00000	\$4,000	Clothing.
10-422-43190-00000	\$44,421	Calculated: Internal Services
10-422-43191-00000	\$31,261	Calculated: Internal Services
10-422-43192-00000	\$14,300	Calculated: Internal Services
10-422-43193-00000	\$267,887	Calculated: Internal Services
10-422-43194-00000	\$76,418	Calculated: Internal Services
10-422-44050-00000	\$6,000	Telephone.
10-422-44180-00000	\$1,000	Equipment Rental.
10-422-44190-00000	\$50,000	Building Repair Service.
10-422-44200-00000	\$5,000	Vehicle Repair Service.
10-422-44210-00000	\$1,000	Other Repair Service.
10-422-44310-00000	\$1,000	Two-way Radios.
10-422-44400-00000	\$35,000	James Craft JAMES Craft, Johnson Controls, Ehrlich,Block, Water Treatment By Design, Winters generator, Electronic System Installers, SASI sprinklers,OTIS Elevators
10-422-45020-00000	\$1,000	Data Processing.
10-422-45040-00000	\$10,000	Electrical Supplies.
10-422-45060-00000	\$3,000	Paint.
10-422-45100-00000	\$500	Plumbing Supplies.
10-422-45140-00000	\$3,000	Lumber / Hardware.
10-422-45170-00000	\$10,000	FLOOR MACHINE FOR POLICE DEPARTMENT

BUILDING/ELECTRICAL

Comment Report

Account #	Requested	Comment
10-422-45200-00000	\$600	Concrete.
10-422-45280-00000	\$7,500	Fire Alarm Supplies.
10-422-45290-00000	\$250	Barricades, Traffic Cones.
10-422-45300-00000	\$1,000	Office Supplies.
21-422-40010-10010	\$40,000	Salaries.
21-422-41010-10010	\$3,060	Calculated: FICA.
21-422-42010-10010	\$5,000	Engineering.
21-422-44090-10010	\$35,000	Electric Traffic Signals.
21-422-44100-10010	\$100,000	Electric Street Lights.
21-422-44210-10010	\$5,000	Loop repairs.
21-422-45290-10010	\$35,000	Traffic Controllers.
61-422-40010-00000	\$67,446	COMPUTED BY FORMULA.
61-422-41010-00000	\$5,160	Calculated: FICA.
61-422-43190-00000	\$4,508	Calculated: Internal Services
61-422-43191-00000	\$3,380	Calculated: Internal Services
61-422-43192-00000	\$2,612	Calculated: Internal Services
61-422-43193-00000	\$28,028	Calculated: Internal Services
61-422-43194-00000	\$13,958	Calculated: Internal Services
Expense Total:	\$1,352,271	

BUILDING/ELECTRICAL

Fund Total Report

Fund	Fund Description		2016 Adjusted Budget	2016 Projected Year End	2017 Budget Request
10	GENERAL	Revenue:	\$12,500	\$7,197	\$7,500
		Expense:	\$979,460	\$987,710	\$1,004,121
21	LIQUID FUELS	Revenue:	\$0	\$0	\$0
		Expense:	\$213,200	\$211,214	\$223,060
61	IMSF	Revenue:	\$0	\$0	\$0
		Expense:	\$114,561	\$120,643	\$125,091
		Total Revenue:	\$12,500	\$7,197	\$7,500
		Total Expense:	\$1,307,221	\$1,319,567	\$1,352,271

BUILDING/ELECTRICAL

Cost Center Total Report

Cost Center	Cost Center Description		2016 Adjusted Budget	2016 Projected Year End	2017 Budget Request
00000	NONE	Revenue:	\$12,500	\$7,197	\$7,500
		Expense:	\$1,094,021	\$1,108,353	\$1,129,211
10005	LF - SNOW REMOVAL	Revenue:	\$0	\$0	\$0
		Expense:	\$0	\$9,721	\$0
10010	LF-TRAFFIC SIGNALS	Revenue:	\$0	\$0	\$0
		Expense:	\$213,200	\$201,493	\$223,060
70422	UTILITIES -	Revenue:	\$0	\$0	\$0
	BUILDING/ELECTRICAL	Expense:	\$0	\$0	\$0
		Total Revenue:	\$12,500	\$7,197	\$7,500
		Total Expense:	\$1,307,221	\$1,319,567	\$1,352,271

BUILDING / ELECTRICAL

#	Jobtitle	Union	2016 Salary Per Job Title	Current Total Per Job Title	Total Increase Per Job Title	Total Longevity Per Job Title	2017 Request Per Job Title
1	MANAGER II	NAFF	\$70,583	\$70,583	\$1,412	\$0	\$71,995
3	CUSTODIAN	TEAM	\$34,299	\$102,897	\$5,991	\$0	\$108,888
1	ELECT TECHNICIAN II	IBEW	\$56,598	\$56,598	\$0	\$3,599	\$60,197
1	LINEMAN I	IBEW	\$51,063	\$51,063	\$0	\$4,302	\$55,365
1	MAINT ELECT I**	IBEW	\$52,229	\$52,229	\$0	\$0	\$52,229
1	MAINT ELECT II	IBEW	\$53,497	\$53,497	\$0	\$4,506	\$58,003
1	MAINT WORKER II	TEAM	\$42,258	\$42,258	\$951	\$0	\$43,209
1	MAINTENANCE MECHANIC I	TEAM	\$40,830	\$40,830	\$936	\$0	\$41,766
1	PAINTER II	TEAM	\$42,258	\$42,258	\$951	\$0	\$43,209
1	PT JANITOR	TEAM	\$14,883	\$14,883	\$335	\$0	\$15,218
1	PT JANITOR	TEAM	\$16,610	\$16,610	\$374	\$0	\$16,984
1	PT JANITOR	TEAM	\$14,883	\$14,883	\$335	\$0	\$15,218
				\$558,589	\$11,284	\$12,408	\$582,281

Employee Totals	
IBEW	4
Full-Time	4
NAFF	1
Full-Time	1
TEAMSTERS	9
Full-Time	6
Part-Time	3
Total:	14

Fund Total	
10-General	\$372,984
61-IMSF	\$105,931
21 - Liquid Fuels	\$40,000
Total:	\$518,916

50% of Maint Elect I to 61-440	-\$27,683
30% of Manager II to 10-230	-\$21,598
25% of Painter II to 61-440	-\$10,802

\$497,317

**Lineman I retired in 2016. To be replaced by Maint Elect I.

FLEET

Revenue Total		Expense Total	
Total Adj. Budget:	\$75,000	Total Adj. Budget:	\$722,266
Total Projected:	\$49,410	Total Projected:	\$702,860
Total Requested:	\$50,000	Total Requested:	\$704,884

Account #	Account Description	2016 Adjusted Budget	2016 Projected Year End	2017 Budget Request
REVENUE				
10-423-35251-00000	Automotive - Gasoline	\$75,000	\$49,410	\$50,000
COST CENTER TOTAL (NONE):		\$75,000	\$49,410	\$50,000
FUND TOTAL (GENERAL):		\$75,000	\$49,410	\$50,000
REVENUE TOTAL:		\$75,000	\$49,410	\$50,000
EXPENDITURES				
10-423-40010-00000	Salaries/Wages	\$86,237	\$81,641	\$91,265
10-423-40030-00000	Overtime	\$5,000	\$4,985	\$5,000
10-423-40040-00000	Shift Differential	\$100	\$77	\$100
10-423-40050-00000	Vacation	\$0	\$2,275	\$0
10-423-40060-00000	Holiday	\$0	\$1,990	\$0
10-423-40070-00000	Sick	\$0	\$332	\$0
10-423-40110-00000	Call Back	\$100	\$100	\$100
10-423-41010-00000	FICA	\$6,995	\$6,905	\$7,380
10-423-43190-00000	Central Services Allocations	\$4,604	\$4,604	\$5,272
10-423-43191-00000	Info Systems Allocations	\$6,886	\$6,886	\$6,759
10-423-43192-00000	Human Resources Allocations	\$2,722	\$2,722	\$2,612
10-423-43193-00000	Insurance Allocations	\$61,153	\$61,153	\$67,338
10-423-43194-00000	Business Administration Allocations	\$14,868	\$14,868	\$13,958
10-423-44200-00000	Vehicle Repair Service	\$70,000	\$69,902	\$70,000
10-423-44210-00000	Other Repair Service	\$5,500	\$5,559	\$5,500
10-423-44400-00000	Other Contractual Services	\$2,000	\$1,973	\$2,000
10-423-45120-00000	Vehicle Parts/Accessories	\$70,000	\$69,267	\$70,000
10-423-45130-00000	Vehicle Fuels	\$378,500	\$357,883	\$350,000
10-423-45140-00000	Lumber/Hardware/Bldg Alteration Mater	\$250	\$245	\$250
10-423-45170-00000	Tools	\$5,000	\$4,961	\$5,000
10-423-45210-00000	Chemicals	\$1,250	\$1,215	\$1,250
10-423-45300-00000	Other Supplies/Materials	\$1,100	\$1,103	\$1,100
COST CENTER TOTAL (NONE):		\$722,266	\$700,646	\$704,884
FUND TOTAL (GENERAL):		\$722,266	\$700,646	\$704,884
EXPENSE TOTAL:				
COST CENTER TOTAL (LF - SNOW REMOVAL):		\$0	\$2,214	\$0
FUND TOTAL (LIQUID FUELS):		\$0	\$2,214	\$0
EXPENSE TOTAL:		\$722,266	\$702,860	\$704,884

FLEET

Comment Report

Account #	Requested	Comment
10-423-35251-00000	\$50,000	Automotive - Gasoline Revenue.
Revenue Total:	\$50,000	
10-423-40010-00000	\$91,265	Salaries.
10-423-40030-00000	\$5,000	Overtime.
10-423-40040-00000	\$100	Shift Differential.
10-423-40110-00000	\$100	Call Back pay.
10-423-41010-00000	\$7,380	FICA.
10-423-43190-00000	\$5,272	Calculated: Internal Services
10-423-43191-00000	\$6,759	Calculated: Internal Services
10-423-43192-00000	\$2,612	Calculated: Internal Services
10-423-43193-00000	\$67,338	Calculated: Internal Services
10-423-43194-00000	\$13,958	Calculated: Internal Services
10-423-44200-00000	\$70,000	Vehicle Repair Service.
10-423-44210-00000	\$5,500	Other Repair Service.
10-423-44400-00000	\$2,000	Other Contractual Services.
10-423-45120-00000	\$70,000	Vehicle Parts.
10-423-45130-00000	\$350,000	Vehicle Fuels.
10-423-45140-00000	\$250	Lumber / Hardware.
10-423-45170-00000	\$5,000	Tools.
10-423-45210-00000	\$1,250	Chemicals.
10-423-45300-00000	\$1,100	Misc. Supplies.
Expense Total:	\$704,884	

FLEET

Fund Total Report

Fund	Fund Description		2016 Adjusted Budget	2016 Projected Year End	2017 Budget Request
10	GENERAL	Revenue:	\$75,000	\$49,410	\$50,000
		Expense:	\$722,266	\$700,646	\$704,884
21	LIQUID FUELS	Revenue:	\$0	\$0	\$0
		Expense:	\$0	\$2,214	\$0
		Total Revenue:	\$75,000	\$49,410	\$50,000
		Total Expense:	\$722,266	\$702,860	\$704,884

FLEET

Cost Center Total Report

Cost Center	Cost Center Description		2016 Adjusted Budget	2016 Projected Year End	2017 Budget Request
00000	NONE	Revenue:	\$75,000	\$49,410	\$50,000
		Expense:	\$722,266	\$700,646	\$704,884
10005	LF - SNOW REMOVAL	Revenue:	\$0	\$0	\$0
		Expense:	\$0	\$2,214	\$0
		Total Revenue:	\$75,000	\$49,410	\$50,000
		Total Expense:	\$722,266	\$702,860	\$704,884

FLEET

#	Jobtitle	Union	2016 Salary Per Job Title	Current Total Per Job Title	Total Increase Per Job Title	Total Longevity Per Job Title	2017 Request Per Job Title
2	AUTO MECHANIC I	TEAM	\$44,628	\$89,257	\$2,008	\$0	\$91,265

				\$89,257	\$2,008	\$0	\$91,265
--	--	--	--	----------	---------	-----	----------

Employee Totals	
TEAMSTERS	2
Full-Time	2
Total:	2

Fund Total	
10-General	\$91,265

ENVIRONMENTAL SERVICES

Revenue Total		Expense Total	
Total Adj. Budget:	\$61,200	Total Adj. Budget:	\$3,160,840
Total Projected:	\$107,505	Total Projected:	\$3,183,433
Total Requested:	\$100,928	Total Requested:	\$3,424,002

Account #	Account Description	2016 Adjusted Budget	2016 Projected Year End	2017 Budget Request
REVENUE				
10-424-31200-00000	Street Cuts Permits	\$18,000	\$16,500	\$18,000
10-424-34070-00000	Recycling Grant	\$42,000	\$89,805	\$50,700
10-424-37060-00000	Leaf Bags	\$1,200	\$1,200	\$1,200
COST CENTER TOTAL (NONE):		\$61,200	\$107,505	\$69,900
FUND TOTAL (GENERAL):		\$61,200	\$107,505	\$69,900
50-424-34150-10182	State Government Revenue	\$0	\$0	\$31,028
COST CENTER TOTAL (DEP-RECYCLING GRANT):		\$0	\$0	\$31,028
FUND TOTAL (CAPITAL PROJECTS):		\$0	\$0	\$31,028
REVENUE TOTAL:		\$61,200	\$107,505	\$100,928
EXPENDITURES				
10-424-40010-00000	Salaries/Wages	\$237,461	\$231,575	\$207,400
10-424-40020-00000	Part Time Employees	\$59,066	\$59,066	\$62,100
10-424-40030-00000	Overtime	\$6,000	\$7,056	\$7,500
10-424-40040-00000	Shift Differential	\$50	\$30	\$50
10-424-40050-00000	Vacation	\$0	\$6,047	\$0
10-424-40060-00000	Holiday	\$0	\$5,817	\$0
10-424-40070-00000	Sick	\$0	\$489	\$0
10-424-40080-00000	Bereavement	\$0	\$322	\$0
10-424-40090-00000	Workmens Compensation	\$0	\$6,789	\$0
10-424-40110-00000	Call Back	\$250	\$200	\$250
10-424-41010-00000	FICA	\$22,091	\$22,092	\$20,400
10-424-41120-00000	Laundry Cleaning	\$1,750	\$1,680	\$1,750
10-424-41130-00000	Clothing/Shoes/Uniforms/Equipment	\$1,500	\$1,345	\$1,500
10-424-43190-00000	Central Services Allocations	\$18,826	\$18,826	\$20,710
10-424-43191-00000	Info Systems Allocations	\$20,657	\$20,657	\$20,277
10-424-43192-00000	Human Resources Allocations	\$8,167	\$8,167	\$7,836
10-424-43193-00000	Insurance Allocations	\$156,867	\$156,867	\$166,678
10-424-43194-00000	Business Administration Allocations	\$44,605	\$44,605	\$41,873
10-424-44010-00000	Postage/Shipping	\$8,000	\$8,000	\$8,250
10-424-44180-00000	Vehicle/Equipment Rental	\$1,000	\$1,000	\$1,000
10-424-44190-00000	Building Repair Service	\$1,000	\$1,000	\$1,000
10-424-44200-00000	Vehicle Repair Service	\$25,000	\$27,642	\$30,000
10-424-44250-00000	Refuse Collection	\$1,460,000	\$1,458,469	\$1,700,000
10-424-44260-00000	Refuse Disposal	\$1,065,000	\$1,064,996	\$1,065,000
10-424-44310-00000	Radio Communications	\$750	\$750	\$1,000
10-424-44340-00000	Vehicle Insurance	\$500	\$0	\$0
10-424-44400-00000	Other Contractual Services	\$2,000	\$2,000	\$2,000
10-424-45020-00000	Office/Data Processing	\$300	\$300	\$400
10-424-45030-00000	Horticultural	\$2,500	\$2,500	\$2,500
10-424-45060-00000	Paint/Paint Supplies	\$500	\$400	\$500
10-424-45080-00000	Purchases For Resale	\$5,000	\$4,999	\$10,000

ENVIRONMENTAL SERVICES

Revenue Total		Expense Total	
Total Adj. Budget:	\$61,200	Total Adj. Budget:	\$3,160,840
Total Projected:	\$107,505	Total Projected:	\$3,183,433
Total Requested:	\$100,928	Total Requested:	\$3,424,002

Account #	Account Description	2016 Adjusted Budget	2016 Projected Year End	2017 Budget Request
10-424-45120-00000	Vehicle Parts/Accessories	\$4,000	\$4,979	\$5,000
10-424-45140-00000	Lumber/Hardware/Bldg Alteration Mater	\$500	\$500	\$500
10-424-45170-00000	Tools	\$2,000	\$2,000	\$2,000
10-424-45210-00000	Chemicals	\$1,000	\$999	\$1,000
10-424-45270-00000	Maintenance Materials Park Fields	\$1,000	\$1,000	\$1,000
10-424-45300-00000	Other Supplies/Materials	\$3,500	\$3,500	\$3,500
COST CENTER TOTAL (NONE):		\$3,160,840	\$3,176,663	\$3,392,974
FUND TOTAL (GENERAL):		\$3,160,840	\$3,176,663	\$3,392,974
20-424-40030-00089	Overtime	\$0	\$1,156	\$0
20-424-40040-00089	Shift Differential	\$0	\$12	\$0
20-424-41010-00089	Fica	\$0	\$89	\$0
COST CENTER TOTAL (REC - PARKS MAINTENANCE):		\$0	\$1,257	\$0
FUND TOTAL (RECREATION):		\$0	\$1,257	\$0
21-424-40010-10005	Salaries/Wages	\$0	\$1,227	\$0
21-424-40030-10005	Overtime	\$0	\$3,834	\$0
21-424-40040-10005	Shift Differential	\$0	\$69	\$0
21-424-41010-10005	FICA	\$0	\$383	\$0
COST CENTER TOTAL (LF - SNOW REMOVAL):		\$0	\$5,513	\$0
FUND TOTAL (LIQUID FUELS):		\$0	\$5,513	\$0
50-424-45300-10182	Other Supplies/Materials	\$0	\$0	\$31,028
COST CENTER TOTAL (DEP-RECYCLING GRANT):		\$0	\$0	\$31,028
FUND TOTAL (CAPITAL PROJECTS):		\$0	\$0	\$31,028
EXPENSE TOTAL:		\$3,160,840	\$3,183,433	\$3,424,002

ENVIRONMENTAL SERVICES

Comment Report

Account #	Requested	Comment
10-424-31200-00000	\$18,000	Street Cut Permit fees.
10-424-34070-00000	\$50,700	Recycling Grant.
10-424-37060-00000	\$1,200	Leaf Bags.
50-424-34150-10182	\$31,028	902 Recycling Grant
<hr/>		
Revenue Total:	\$100,928	
<hr/>		
10-424-40010-00000	\$207,400	COMPUTED BY FORMULA.
10-424-40020-00000	\$62,100	COMPUTED BY FORMULA.
10-424-40030-00000	\$7,500	Overtime.
10-424-40040-00000	\$50	Shift Differential pay.
10-424-40110-00000	\$250	Call Back pay.
10-424-41010-00000	\$20,400	Calculated: FICA
10-424-41120-00000	\$1,750	Laundry Cleaning.
10-424-41130-00000	\$1,500	Clothing.
10-424-43190-00000	\$20,710	Calculated: Internal Services
10-424-43191-00000	\$20,277	Calculated: Internal Services
10-424-43192-00000	\$7,836	Calculated: Internal Services
10-424-43193-00000	\$166,678	Calculated: Internal Services
10-424-43194-00000	\$41,873	Calculated: Internal Services
10-424-44010-00000	\$8,250	Postage.
10-424-44180-00000	\$1,000	Equipment Rental.
10-424-44190-00000	\$1,000	Building Repair Service.
10-424-44200-00000	\$30,000	Vehicle Repair Service.
10-424-44250-00000	\$1,700,000	Refuse Collection.
10-424-44260-00000	\$1,065,000	Refuse Disposal.
10-424-44310-00000	\$1,000	Radio repairs.
10-424-44400-00000	\$2,000	Other Contractual Services.
10-424-45020-00000	\$400	Office supplies.
10-424-45030-00000	\$2,500	Horticultural supplies.
10-424-45060-00000	\$500	Paint.

ENVIRONMENTAL SERVICES

Comment Report

Account #	Requested	Comment
10-424-45080-00000	\$10,000	12,000 cans and 5,500 bins for a Recycling Container distribution under new 2017-2021 collections contract; provided DEP Grant can be obtained to cover 90% of nearly \$184,000. cost for containers. Split our match between 2017 and 2018 budgets.)
10-424-45120-00000	\$5,000	Vehicle Parts.
10-424-45140-00000	\$500	Lumber / Hardware.
10-424-45170-00000	\$2,000	Tools.
10-424-45210-00000	\$1,000	Chemicals.
10-424-45270-00000	\$1,000	Maintenance Materials. (Limestone to mark park fields)
10-424-45300-00000	\$3,500	Misc. Supplies.
50-424-45300-10182	\$31,028	Containers
Expense Total:	\$3,424,002	

ENVIRONMENTAL SERVICES

Fund Total Report

Fund	Fund Description		2016 Adjusted Budget	2016 Projected Year End	2017 Budget Request
10	GENERAL	Revenue:	\$61,200	\$107,505	\$69,900
		Expense:	\$3,160,840	\$3,176,663	\$3,392,974
20	RECREATION	Revenue:	\$0	\$0	\$0
		Expense:	\$0	\$1,257	\$0
21	LIQUID FUELS	Revenue:	\$0	\$0	\$0
		Expense:	\$0	\$5,513	\$0
50	CAPITAL PROJECTS	Revenue:	\$0	\$0	\$31,028
		Expense:	\$0	\$0	\$31,028
		Total Revenue:	\$61,200	\$107,505	\$100,928
		Total Expense:	\$3,160,840	\$3,183,433	\$3,424,002

ENVIRONMENTAL SERVICES

Cost Center Total Report

Cost Center	Cost Center Description		2016 Adjusted Budget	2016 Projected Year End	2017 Budget Request
00000	NONE	Revenue:	\$61,200	\$107,505	\$69,900
		Expense:	\$3,160,840	\$3,176,663	\$3,392,974
00089	REC - PARKS MAINTENANCE	Revenue:	\$0	\$0	\$0
		Expense:	\$0	\$1,257	\$0
10005	LF - SNOW REMOVAL	Revenue:	\$0	\$0	\$0
		Expense:	\$0	\$5,513	\$0
10182	DEP-RECYCLING GRANT	Revenue:	\$0	\$0	\$31,028
		Expense:	\$0	\$0	\$31,028
		Total Revenue:	\$61,200	\$107,505	\$100,928
		Total Expense:	\$3,160,840	\$3,183,433	\$3,424,002

ENVIRONMENTAL SERVICES

#	Jobtitle	Union	2016 Salary Per Job Title	Current Total Per Job Title	Total Increase Per Job Title	Total Longevity Per Job Title	2017 Request Per Job Title
1	DWNTWN MAINT WORKER	TEAM	\$40,226	\$40,226	\$916	\$0	\$41,142
1	ENVIRON SERVICES SUPERVISOR	NAFF	\$47,477	\$47,477	\$950	\$0	\$48,427
1	LABOR CREW LEADER	TEAM	\$41,808	\$41,808	\$974	\$0	\$42,782
1	LABORER	TEAM	\$40,226	\$40,226	\$916	\$0	\$41,142
1	LARGE ITEM LINE ATTENDENT	NAFF	\$16,879	\$16,879	\$338	\$0	\$17,217

				\$186,617	\$4,093	\$0	\$190,710
--	--	--	--	-----------	---------	-----	-----------

Employee Totals	
NAFF	2
Full-Time	1
Part-Time	1
TEAMSTERS	3
Full-Time	3
Total:	5

Fund Total	
10-General	\$190,710
Total:	\$190,710

50% of Superintendent from 20-425	\$33,897
Seasonal Laborers	\$45,000
	<u>\$269,607</u>

RECREATION/PARKS

Revenue Total		Expense Total	
Total Adj. Budget:	\$1,918,820	Total Adj. Budget:	\$1,831,078
Total Projected:	\$1,853,024	Total Projected:	\$1,646,055
Total Requested:	\$2,217,515	Total Requested:	\$2,163,934

Account #	Account Description	2016 Adjusted Budget	2016 Projected Year End	2017 Budget Request
REVENUE				
20-425-30010-00000	Real Estate	\$1,098,759	\$1,090,000	\$881,672
20-425-30020-00000	Tax Claim	\$90,000	\$87,869	\$90,000
20-425-36030-00000	Public/Private Contribution	\$0	\$20	\$0
20-425-39090-00000	Transfer From General	\$0	\$0	\$235,532
COST CENTER TOTAL (NONE):		\$1,188,759	\$1,177,889	\$1,207,204
20-425-31230-00084	Park Permits	\$16,500	\$20,760	\$22,500
20-425-35200-00084	Reimbursement For Services Rendered	\$0	\$990	\$0
20-425-35460-00084	Admission	\$1,000	\$750	\$1,000
20-425-35470-00084	Concessions	\$5,000	\$5,000	\$5,000
20-425-38091-00084	Leases	\$201,500	\$199,192	\$210,000
COST CENTER TOTAL (REC - ADMINISTRATION):		\$224,000	\$226,693	\$238,500
20-425-35200-00089	Reimbursement For Services Rendered	\$20,000	\$24,419	\$25,000
20-425-35490-00089	Facility Rental	\$2,500	\$10,863	\$10,000
COST CENTER TOTAL (REC - PARKS MAINTENANCE):		\$22,500	\$35,282	\$35,000
20-425-34140-00090	Local Government Revenue - Rail Trail	\$7,500	\$2,440	\$7,500
COST CENTER TOTAL (REC - RAIL TRAIL):		\$7,500	\$2,440	\$7,500
20-425-35460-00091	Admission	\$175,000	\$164,029	\$165,000
COST CENTER TOTAL (REC - ATHLETICS):		\$175,000	\$164,029	\$165,000
20-425-35480-00110	Classes/Lessons	\$4,000	\$4,297	\$4,750
20-425-36030-00110	Public/Private Contribution	\$56,000	\$0	\$30,000
COST CENTER TOTAL (REC - YOUTH PROGRAMS):		\$60,000	\$4,297	\$34,750
20-425-36080-00119	Sponsorships	\$10,000	\$10,000	\$10,000
COST CENTER TOTAL (REC - BOX LUNCH REVUE):		\$10,000	\$10,000	\$10,000
20-425-36080-00121	Sponsorships	\$25,000	\$25,000	\$25,000
20-425-37080-00121	Miscellaneous	\$20,000	\$19,922	\$20,000
COST CENTER TOTAL (REC - YORKFEST):		\$45,000	\$44,922	\$45,000
20-425-36080-00122	Sponsorships	\$25,000	\$25,000	\$25,000
20-425-37080-00122	Miscellaneous	\$32,000	\$31,570	\$32,000

RECREATION/PARKS

Revenue Total		Expense Total	
Total Adj. Budget:	\$1,918,820	Total Adj. Budget:	\$1,831,078
Total Projected:	\$1,853,024	Total Projected:	\$1,646,055
Total Requested:	\$2,217,515	Total Requested:	\$2,163,934

Account #	Account Description	2016 Adjusted Budget	2016 Projected Year End	2017 Budget Request
COST CENTER TOTAL (REC - STREET FAIR):		\$57,000	\$56,570	\$57,000
20-425-35460-00123	Admission	\$12,500	\$12,500	\$12,500
20-425-36080-00123	Sponsorships	\$20,000	\$20,000	\$20,000
COST CENTER TOTAL (REC - YORK BIKE NIGHT):		\$32,500	\$32,500	\$32,500
20-425-36080-00124	Sponsorships	\$6,000	\$6,000	\$7,500
COST CENTER TOTAL (REC - FIRST NIGHT YORK):		\$6,000	\$6,000	\$7,500
20-425-36080-00182	Sponsorships	\$35,000	\$33,243	\$35,000
COST CENTER TOTAL (A TASTE OF YORK):		\$35,000	\$33,243	\$35,000
20-425-36080-00246	Sponsorship	\$6,000	\$3,000	\$8,000
COST CENTER TOTAL (LABOR DAY EVENT):		\$6,000	\$3,000	\$8,000
FUND TOTAL (RECREATION):		\$1,869,259	\$1,796,865	\$1,882,954
50-425-39100-00000	Transfer from Recreation	\$44,561	\$44,561	\$9,561
COST CENTER TOTAL (NONE):		\$44,561	\$44,561	\$9,561
50-425-39100-00287	Transfer from Recreation	\$5,000	\$5,000	\$0
COST CENTER TOTAL (ROLLER RINK):		\$5,000	\$5,000	\$0
50-425-34180-00321	Miscellaneous Grant	\$0	\$0	\$300,000
50-425-36030-00321	Public/Private Contribution	\$0	\$0	\$25,000
COST CENTER TOTAL (MEMORIAL PARK PROJECT):		\$0	\$0	\$325,000
50-425-36030-10158	Public/Private Contribution	\$0	\$2,000	\$0
COST CENTER TOTAL (PENN PARK PROJECT):		\$0	\$2,000	\$0
FUND TOTAL (CAPITAL PROJECTS):		\$49,561	\$51,561	\$334,561
REVENUE TOTAL:		\$1,918,820	\$1,848,426	\$2,217,515
EXPENDITURES				
20-425-43260-00000	Deficit Reduction	\$100,000	\$100,000	\$0
COST CENTER TOTAL (NONE):		\$100,000	\$100,000	\$0

RECREATION/PARKS

Revenue Total		Expense Total	
Total Adj. Budget:	\$1,918,820	Total Adj. Budget:	\$1,831,078
Total Projected:	\$1,853,024	Total Projected:	\$1,646,055
Total Requested:	\$2,217,515	Total Requested:	\$2,163,934

Account #	Account Description	2016 Adjusted Budget	2016 Projected Year End	2017 Budget Request
20-425-40010-00084	Salaries/Wages	\$480,102	\$346,699	\$524,451
20-425-40030-00084	Overtime	\$0	\$194	\$0
20-425-40040-00084	Shift Differential	\$0	\$2	\$0
20-425-40050-00084	Vacation	\$0	\$9,305	\$0
20-425-40060-00084	Holiday	\$0	\$13,051	\$0
20-425-40070-00084	Sick	\$0	\$4,452	\$0
20-425-40080-00084	Bereavement	\$0	\$1,112	\$0
20-425-40090-00084	Workmens Compensation	\$0	\$3,876	\$0
20-425-40110-00084	Call Back	\$0	\$99	\$0
20-425-41010-00084	FICA	\$39,520	\$39,518	\$39,500
20-425-43150-00084	Interfund Transfer	\$106,720	\$106,721	\$129,714
20-425-43190-00084	Central Services Allocations	\$46,706	\$46,706	\$53,906
20-425-43191-00084	Info Systems Allocations	\$38,732	\$38,732	\$38,020
20-425-43192-00084	Human Resources Allocations	\$15,313	\$15,313	\$17,304
20-425-43193-00084	Insurance Allocations	\$321,173	\$321,173	\$357,473
20-425-43194-00084	Business Administration Allocations	\$83,634	\$83,634	\$92,181
20-425-44030-00084	Association Dues/Conferences	\$400	\$400	\$400
20-425-44170-00084	Building Rent	\$8,037	\$8,037	\$8,037
20-425-44400-00084	Other Contractual Services	\$7,000	\$7,427	\$7,500
20-425-45020-00084	Office/Data Processing	\$250	\$243	\$250
COST CENTER TOTAL (REC - ADMINISTRATION):		\$1,147,588	\$1,046,695	\$1,268,736
20-425-40030-00089	Overtime	\$35,000	\$35,354	\$35,000
20-425-40040-00089	Shift Differential	\$500	\$484	\$500
20-425-40070-00089	Sick	\$0	\$585	\$0
20-425-40110-00089	Call Back	\$1,000	\$1,048	\$1,000
20-425-41010-00089	FICA	\$2,792	\$2,713	\$3,400
20-425-41120-00089	Laundry Cleaning	\$6,000	\$5,641	\$6,000
20-425-41130-00089	Clothing/Shoes/Uniforms/Equipment	\$3,000	\$2,665	\$3,000
20-425-43020-00089	Training	\$600	\$571	\$600
20-425-44030-00089	Association Dues/Conferences	\$150	\$150	\$150
20-425-44180-00089	Vehicle/Equipment Rental	\$1,000	\$931	\$1,000
20-425-44190-00089	Building Repair Service	\$12,500	\$12,179	\$15,000
20-425-44200-00089	Vehicle Repair Service	\$3,500	\$4,373	\$5,000
20-425-44210-00089	Other Repair Service	\$2,500	\$2,423	\$2,500
20-425-44310-00089	Radio Communications	\$250	\$200	\$1,000
20-425-44400-00089	Other Contractual Services	\$15,000	\$15,458	\$17,500
20-425-45030-00089	Horticultural	\$2,000	\$2,015	\$2,000
20-425-45040-00089	Electrical Supplies	\$2,000	\$1,913	\$2,000
20-425-45060-00089	Paint/Paint Supplies	\$3,000	\$2,927	\$3,000
20-425-45070-00089	Recreational Supplies	\$5,000	\$4,990	\$5,000
20-425-45100-00089	Plumbing Supplies	\$750	\$762	\$1,000
20-425-45110-00089	Medical Supplies	\$100	\$10	\$100
20-425-45120-00089	Vehicle Parts/Accessories	\$5,000	\$6,194	\$7,500
20-425-45140-00089	Lumber/Hardware/Bldg Alteration Mater	\$3,000	\$2,856	\$3,000
20-425-45160-00089	Signs	\$200	\$147	\$200

RECREATION/PARKS

Revenue Total		Expense Total	
Total Adj. Budget:	\$1,918,820	Total Adj. Budget:	\$1,831,078
Total Projected:	\$1,853,024	Total Projected:	\$1,646,055
Total Requested:	\$2,217,515	Total Requested:	\$2,163,934

Account #	Account Description	2016 Adjusted Budget	2016 Projected Year End	2017 Budget Request
20-425-45170-00089	Tools	\$1,500	\$346	\$1,500
20-425-45200-00089	Cement/Concrete/Stone	\$1,500	\$1,426	\$1,500
20-425-45210-00089	Chemicals	\$1,000	\$1,024	\$1,000
20-425-45270-00089	Maintenance Materials Park Fields	\$6,000	\$6,009	\$10,000
20-425-45280-00089	Machinery Supplies	\$600	\$558	\$600
20-425-45300-00089	Other Supplies/Materials	\$2,000	\$1,984	\$2,000
20-425-46110-00089	Office Equipment/Furniture	\$1,000	\$500	\$500
20-425-46150-00089	Parks/Recreation Equipment	\$4,000	\$4,000	\$5,000
20-425-46170-00089	Other Capital Equipment	\$1,000	\$961	\$1,000
COST CENTER TOTAL (REC - PARKS MAINTENANCE):		\$123,442	\$123,397	\$138,550
20-425-40020-00091	Part Time Employees	\$14,000	\$16,003	\$14,000
20-425-41010-00091	FICA	\$1,071	\$1,317	\$1,071
20-425-41130-00091	Clothing/Shoes/Uniforms/Equipment	\$500	\$500	\$500
20-425-42070-00091	Other Professional Services	\$20,500	\$20,500	\$21,000
20-425-44020-00091	Printing/Binding	\$1,800	\$1,890	\$2,000
20-425-44180-00091	Vehicle/Equipment Rental	\$3,300	\$3,274	\$3,500
20-425-44400-00091	Other Contractual Services	\$6,500	\$6,450	\$6,500
20-425-45020-00091	Office/Data Processing	\$200	\$197	\$200
20-425-45040-00091	Electrical Supplies	\$100	\$0	\$0
20-425-45070-00091	Recreational Supplies	\$15,000	\$15,009	\$15,000
20-425-45280-00091	Machinery Supplies	\$4,300	\$4,000	\$4,000
20-425-45300-00091	Other Supplies/Materials	\$400	\$390	\$400
20-425-46170-00091	Other Capital Equipment	\$4,000	\$4,000	\$4,000
COST CENTER TOTAL (REC - ATHLETICS):		\$71,671	\$73,530	\$72,171
20-425-40020-00110	Part Time Employees	\$44,000	\$38,259	\$44,000
20-425-41010-00110	FICA	\$3,366	\$2,927	\$3,366
20-425-41130-00110	Clothing/Shoes/Uniforms/Equipment	\$800	\$750	\$800
20-425-44320-00110	Entertainment	\$500	\$475	\$500
20-425-44400-00110	Other Contractual Services	\$8,000	\$7,995	\$8,000
20-425-45010-00110	Food	\$1,350	\$1,055	\$1,250
20-425-45020-00110	Office/Data Processing	\$50	\$50	\$50
20-425-45070-00110	Recreational Supplies	\$3,500	\$3,495	\$3,500
20-425-45110-00110	Medical Supplies	\$500	\$500	\$500
20-425-45300-00110	Other Supplies/Materials	\$500	\$500	\$500
COST CENTER TOTAL (REC - YOUTH PROGRAMS):		\$62,566	\$56,006	\$62,466
20-425-42070-00118	Other Professional Services	\$62,500	\$62,500	\$67,500
COST CENTER TOTAL (REC - SPECIAL EVENTS):		\$62,500	\$62,500	\$67,500
20-425-44020-00119	Printing/Binding	\$100	\$92	\$100
20-425-44320-00119	Entertainment	\$7,250	\$7,250	\$7,250

RECREATION/PARKS

Revenue Total		Expense Total	
Total Adj. Budget:	\$1,918,820	Total Adj. Budget:	\$1,831,078
Total Projected:	\$1,853,024	Total Projected:	\$1,646,055
Total Requested:	\$2,217,515	Total Requested:	\$2,163,934

Account #	Account Description	2016 Adjusted Budget	2016 Projected Year End	2017 Budget Request
20-425-45160-00119	Signs	\$600	\$600	\$600
20-425-45300-00119	Other Supplies/Materials	\$150	\$176	\$150
COST CENTER TOTAL (REC - BOX LUNCH REVUE):		\$8,100	\$8,118	\$8,100
20-425-42070-00121	Other Professional Services	\$2,500	\$2,500	\$2,500
20-425-43220-00121	Prize Money	\$2,500	\$2,500	\$2,500
20-425-44020-00121	Printing/Binding	\$2,500	\$2,974	\$2,500
20-425-44180-00121	Vehicle/Equipment Rental	\$1,800	\$2,200	\$2,500
20-425-44320-00121	Entertainment	\$5,500	\$5,500	\$5,500
20-425-44400-00121	Other Contractual Services	\$15,500	\$15,500	\$15,500
20-425-45080-00121	Purchases For Resale	\$1,500	\$1,500	\$1,750
20-425-45160-00121	Signs	\$1,000	\$1,000	\$1,000
20-425-45300-00121	Other Supplies/Materials	\$1,000	\$953	\$2,000
COST CENTER TOTAL (REC - YORKFEST):		\$33,800	\$34,627	\$35,750
20-425-42070-00122	Other Professional Services	\$3,500	\$3,500	\$3,500
20-425-44020-00122	Printing/Binding	\$750	\$714	\$750
20-425-44180-00122	Vehicle/Equipment Rental	\$800	\$1,000	\$1,250
20-425-44320-00122	Entertainment	\$4,750	\$4,725	\$5,000
20-425-44400-00122	Other Contractual Services	\$3,000	\$2,965	\$3,000
20-425-45160-00122	Signs	\$500	\$500	\$500
20-425-45300-00122	Other Supplies/Materials	\$350	\$346	\$350
COST CENTER TOTAL (REC - STREET FAIR):		\$13,650	\$13,750	\$14,350
20-425-42070-00123	Other Professional Services	\$6,000	\$6,000	\$6,000
20-425-44020-00123	Printing/Binding	\$1,750	\$1,464	\$1,500
20-425-44180-00123	Vehicle/Equipment Rental	\$750	\$1,000	\$1,250
20-425-44320-00123	Entertainment	\$4,500	\$4,500	\$4,500
20-425-45080-00123	Purchases For Resale	\$5,500	\$5,500	\$5,500
20-425-45160-00123	Signs	\$700	\$500	\$500
20-425-45300-00123	Other Supplies/Materials	\$500	\$496	\$500
COST CENTER TOTAL (REC - YORK BIKE NIGHT):		\$19,700	\$19,460	\$19,750
20-425-44320-00124	Entertainment	\$1,500	\$1,500	\$2,000
20-425-44400-00124	Other Contractual Services	\$4,000	\$5,000	\$5,000
20-425-45300-00124	Other Supplies/Materials	\$500	\$500	\$500
COST CENTER TOTAL (REC - FIRST NIGHT YORK):		\$6,000	\$7,000	\$7,500
20-425-42070-00182	Other Professional Services	\$9,000	\$9,000	\$9,000
20-425-44400-00182	Other Contractual Services	\$17,500	\$15,364	\$17,500
COST CENTER TOTAL (A TASTE OF YORK):		\$26,500	\$24,364	\$26,500

RECREATION/PARKS

Revenue Total		Expense Total	
Total Adj. Budget:	\$1,918,820	Total Adj. Budget:	\$1,831,078
Total Projected:	\$1,853,024	Total Projected:	\$1,646,055
Total Requested:	\$2,217,515	Total Requested:	\$2,163,934

Account #	Account Description	2016 Adjusted Budget	2016 Projected Year End	2017 Budget Request
20-425-42070-00246	Other Professional Services	\$750	\$1,000	\$1,000
20-425-44180-00246	Vehicle/Equipment Rental	\$2,000	\$2,000	\$2,000
20-425-44320-00246	Entertainment	\$1,000	\$1,000	\$1,000
20-425-44400-00246	Other Contractual Services	\$2,250	\$2,250	\$3,500
20-425-45300-00246	Other Supplies/Materials	\$0	\$0	\$500
COST CENTER TOTAL (LABOR DAY EVENT):		\$6,000	\$6,250	\$8,000
FUND TOTAL (RECREATION):		\$1,681,517	\$1,575,698	\$1,729,373
21-425-40010-10005	Salaries/Wages	\$0	\$5,106	\$0
21-425-40030-10005	Overtime	\$0	\$11,090	\$0
21-425-40040-10005	Shift Differential	\$0	\$219	\$0
21-425-41010-10005	FICA	\$0	\$1,232	\$0
COST CENTER TOTAL (LF - SNOW REMOVAL):		\$0	\$17,647	\$0
21-425-40030-10008	Overtime	\$0	\$85	\$0
21-425-40040-10008	Shift Differential	\$0	\$2	\$0
21-425-41010-10008	Fica	\$0	\$6	\$0
COST CENTER TOTAL (LF - STREET REPAIRS):		\$0	\$93	\$0
FUND TOTAL (LIQUID FUELS):		\$0	\$17,740	\$0
50-425-46101-00000	Vehicle/Lease Purchase	\$9,561	\$9,561	\$9,561
50-425-47120-00000	Construction	\$35,000	\$35,000	\$0
COST CENTER TOTAL (NONE):		\$44,561	\$44,561	\$9,561
50-425-47120-00287	Construction	\$5,000	\$5,000	\$0
COST CENTER TOTAL (ROLLER RINK):		\$5,000	\$5,000	\$0
50-425-42010-00321	Architectural/Engineering/Consultant	\$0	\$0	\$25,000
50-425-47120-00321	Construction	\$0	\$0	\$300,000
COST CENTER TOTAL (MEMORIAL PARK PROJECT):		\$0	\$0	\$325,000
50-425-42010-10171	Architectural/Engineering/Consultant	\$100,000	\$0	\$100,000
COST CENTER TOTAL (THACKSTON PARK):		\$100,000	\$0	\$100,000
FUND TOTAL (CAPITAL PROJECTS):		\$149,561	\$49,561	\$434,561

RECREATION/PARKS

Revenue Total		Expense Total	
Total Adj. Budget:	\$1,918,820	Total Adj. Budget:	\$1,831,078
Total Projected:	\$1,853,024	Total Projected:	\$1,646,055
Total Requested:	\$2,217,515	Total Requested:	\$2,163,934

Account #	Account Description	2016 Adjusted Budget	2016 Projected Year End	2017 Budget Request
EXPENSE TOTAL:		\$1,831,078	\$1,642,999	\$2,163,934

RECREATION/PARKS

Comment Report

Account #	Requested	Comment
20-425-30010-00000	\$881,672	Based on assessed value of \$990,630,975 (Nov 2016) 1 mil @ 89% collection
20-425-30020-00000	\$90,000	Tax Claim.
20-425-31230-00084	\$22,500	Park Permits.
20-425-34140-00090	\$7,500	Revenue from winter maintenance of county bridges
20-425-35200-00089	\$25,000	Reimbursement for Services.
20-425-35460-00084	\$1,000	Admission.
20-425-35460-00091	\$165,000	Admission.
20-425-35460-00123	\$12,500	Admission.
20-425-35470-00084	\$5,000	Concessions.
20-425-35480-00110	\$4,750	Summer Playgrounds fees.
20-425-35490-00089	\$10,000	Facility Rental.
20-425-36030-00110	\$30,000	Public Contributions.
20-425-36080-00119	\$10,000	Sponsorships - Box Lunch Revue.
20-425-36080-00121	\$25,000	Sponsorships - Yorkfest.
20-425-36080-00122	\$25,000	Sponsorships - Street Fair.
20-425-36080-00123	\$20,000	Sponsorships - Bike Night.
20-425-36080-00124	\$7,500	Sponsorships - New Year's Eve.
20-425-36080-00182	\$35,000	Sponsorships.
20-425-36080-00246	\$8,000	Sponsorships.
20-425-37080-00121	\$20,000	Misc. revenue.
20-425-37080-00122	\$32,000	Misc. revenue.
20-425-38091-00084	\$210,000	Leases.
20-425-39090-00000	\$235,532	Transer to balance budget
50-425-34180-00321	\$300,000	Grants for Memorial Park.
50-425-36030-00321	\$25,000	Contributions to project.
50-425-39100-00000	\$9,561	Interfund transfer for Lease purchase for SandPro, Claw Buck and Mower, year 4 of 5.
Revenue Total:	\$2,217,515	
20-425-40010-00084	\$524,451	COMPUTED BY FORMULA.

RECREATION/PARKS

Comment Report

Account #	Requested	Comment
20-425-40020-00091	\$14,000	PT Employees - Youth Programs
20-425-40020-00110	\$44,000	Part Time Employees. Summer Playgrounds. After School Programs.
20-425-40030-00089	\$35,000	Overtime.
20-425-40040-00089	\$500	Shift Differential.
20-425-40110-00089	\$1,000	Call Back pay.
20-425-41010-00084	\$39,500	Calculated: FICA.
20-425-41010-00089	\$3,400	Calculated: FICA.
20-425-41010-00091	\$1,071	Calculated: FICA.
20-425-41010-00110	\$3,366	Calculated: FICA
20-425-41120-00089	\$6,000	Laundry Cleaning.
20-425-41130-00089	\$3,000	Clothing Uniforms.
20-425-41130-00091	\$500	Clothing.
20-425-41130-00110	\$800	Clothing.
20-425-42070-00091	\$21,000	Other Professional Services.
20-425-42070-00118	\$67,500	Special Event Consultant Contract. Reduced.
20-425-42070-00121	\$2,500	Other Professional Services - Police.
20-425-42070-00122	\$3,500	Other Professional Services - Police.
20-425-42070-00123	\$6,000	Other Professional Services - Police.
20-425-42070-00182	\$9,000	Other Professional Services.
20-425-42070-00246	\$1,000	Other Professional Services - Police.
20-425-43020-00089	\$600	Training
20-425-43150-00084	\$129,714	Interfund Transfer
20-425-43190-00084	\$53,906	Calculated: Internal Services
20-425-43191-00084	\$38,020	Calculated: Internal Services
20-425-43192-00084	\$17,304	Calculated: Internal Services
20-425-43193-00084	\$357,473	Calculated: Internal Services
20-425-43194-00084	\$92,181	Calculated: Internal Services
20-425-43220-00121	\$2,500	Prize Money.
20-425-44020-00091	\$2,000	Printing.

RECREATION/PARKS

Comment Report

Account #	Requested	Comment
20-425-44020-00119	\$100	Printing.
20-425-44020-00121	\$2,500	Printing.
20-425-44020-00122	\$750	Printing.
20-425-44020-00123	\$1,500	Printing.
20-425-44030-00084	\$400	Association Dues.
20-425-44030-00089	\$150	Association Dues
20-425-44170-00084	\$8,037	Building Rent.
20-425-44180-00089	\$1,000	Equipment Rental.
20-425-44180-00091	\$3,500	Equipment Rental.
20-425-44180-00121	\$2,500	Equipment Rental - Porta potties.
20-425-44180-00122	\$1,250	Equipment Rental - Porta Potties.
20-425-44180-00123	\$1,250	Equipment Rental - Porta Potties.
20-425-44180-00246	\$2,000	Equipment Rental.
20-425-44190-00089	\$15,000	Building Repairs.
20-425-44200-00089	\$5,000	Vehicle Repairs.
20-425-44210-00089	\$2,500	Other Repair Service.
20-425-44310-00089	\$1,000	Radio repairs. New radios.
20-425-44320-00110	\$500	Entertainment.
20-425-44320-00119	\$7,250	Entertainment - Box Lunch Revue.
20-425-44320-00121	\$5,500	Entertainment.
20-425-44320-00122	\$5,000	Entertainment.
20-425-44320-00123	\$4,500	Entertainment.
20-425-44320-00124	\$2,000	Entertainment.
20-425-44320-00246	\$1,000	Entertainment.
20-425-44400-00084	\$7,500	Other Contractual Services. Art in the Park, Movie Series, Lincoln Park Concerts.
20-425-44400-00089	\$17,500	Other Contractual Services.
20-425-44400-00091	\$6,500	Other Contractual Services.
20-425-44400-00110	\$8,000	Other Contractual Services.

RECREATION/PARKS

Comment Report

Account #	Requested	Comment
20-425-44400-00121	\$15,500	Other Contractual Services.
20-425-44400-00122	\$3,000	Other Contractual Services.
20-425-44400-00124	\$5,000	Other Contractual Services.
20-425-44400-00182	\$17,500	Other Contractual Services.
20-425-44400-00246	\$3,500	Other Contractual Services.
20-425-45010-00110	\$1,250	Food.
20-425-45020-00084	\$250	Office Supplies.
20-425-45020-00091	\$200	Office Supplies.
20-425-45020-00110	\$50	Office Supplies.
20-425-45030-00089	\$2,000	Horticultural supplies.
20-425-45040-00089	\$2,000	Electrical Supplies.
20-425-45060-00089	\$3,000	Paint.
20-425-45070-00089	\$5,000	Recreational Supplies.
20-425-45070-00091	\$15,000	Recreational Supplies.
20-425-45070-00110	\$3,500	Recreational Supplies.
20-425-45080-00121	\$1,750	Purchases for Resale.
20-425-45080-00123	\$5,500	Purchases for Resale.
20-425-45100-00089	\$1,000	Plumbing Supplies.
20-425-45110-00089	\$100	First aid supplies.
20-425-45110-00110	\$500	First Aid supplies.
20-425-45120-00089	\$7,500	Vehicle parts.
20-425-45140-00089	\$3,000	Lumber / Hardware.
20-425-45160-00089	\$200	Signs.
20-425-45160-00119	\$600	Signs.
20-425-45160-00121	\$1,000	Signs.
20-425-45160-00122	\$500	Signs.
20-425-45160-00123	\$500	Signs.
20-425-45170-00089	\$1,500	Tools.
20-425-45200-00089	\$1,500	Concrete.

RECREATION/PARKS

Comment Report

Account #	Requested	Comment
20-425-45210-00089	\$1,000	Chemicals.
20-425-45270-00089	\$10,000	Maintenance Materials Parks.
20-425-45280-00089	\$600	Machinery Supplies.
20-425-45280-00091	\$4,000	Machinery Supplies.
20-425-45300-00089	\$2,000	Misc. Supplies.
20-425-45300-00091	\$400	Misc. Supplies.
20-425-45300-00110	\$500	Misc. Supplies.
20-425-45300-00119	\$150	Misc. Supplies.
20-425-45300-00121	\$2,000	Misc. Supplies.Funds for new street banners.
20-425-45300-00122	\$350	Misc. Supplies.
20-425-45300-00123	\$500	Misc. Supplies.
20-425-45300-00124	\$500	Misc. Supplies.
20-425-45300-00246	\$500	Misc. Supplies.
20-425-46110-00089	\$500	Office Furniture.
20-425-46150-00089	\$5,000	Parks Equipment.
20-425-46170-00089	\$1,000	Other Capital Equipment.
20-425-46170-00091	\$4,000	Other Capital Equipment.
50-425-42010-00321	\$25,000	Engineering for project.
50-425-42010-10171	\$100,000	Planning and design for new Thackston Park.
50-425-46101-00000	\$9,561	Lease purchase for SandPro, Claw Buck and Mower, year 4 of 5.
50-425-47120-00321	\$300,000	Memorial Park improvement project; includes trail along Edgar Street, new fencing at H2, H3, Sertoma, new lights at one field.
Expense Total:	\$2,163,934	

RECREATION/PARKS

Fund Total Report

Fund	Fund Description		2016 Adjusted Budget	2016 Projected Year End	2017 Budget Request
20	RECREATION	Revenue:	\$1,869,259	\$1,796,865	\$1,882,954
		Expense:	\$1,681,517	\$1,575,698	\$1,729,373
21	LIQUID FUELS	Revenue:	\$0	\$0	\$0
		Expense:	\$0	\$17,740	\$0
26	SPECIAL PROJECTS	Revenue:	\$0	\$4,598	\$0
		Expense:	\$0	\$3,056	\$0
50	CAPITAL PROJECTS	Revenue:	\$49,561	\$51,561	\$334,561
		Expense:	\$149,561	\$49,561	\$434,561
		Total Revenue:	\$1,918,820	\$1,853,024	\$2,217,515
		Total Expense:	\$1,831,078	\$1,646,055	\$2,163,934

RECREATION/PARKS

Cost Center Total Report

Cost Center	Cost Center Description		2016 Adjusted Budget	2016 Projected Year End	2017 Budget Request
00000	NONE	Revenue:	\$1,233,320	\$1,222,450	\$1,216,765
		Expense:	\$144,561	\$144,561	\$9,561
00084	REC - ADMINISTRATION	Revenue:	\$224,000	\$226,693	\$238,500
		Expense:	\$1,147,588	\$1,046,695	\$1,268,736
00089	REC - PARKS MAINTENANCE	Revenue:	\$22,500	\$35,282	\$35,000
		Expense:	\$123,442	\$123,397	\$138,550
00090	REC - RAIL TRAIL	Revenue:	\$7,500	\$2,440	\$7,500
		Expense:	\$0	\$0	\$0
00091	REC - ATHLETICS	Revenue:	\$175,000	\$166,580	\$165,000
		Expense:	\$71,671	\$75,776	\$72,171
00110	REC - YOUTH PROGRAMS	Revenue:	\$60,000	\$4,297	\$34,750
		Expense:	\$62,566	\$56,006	\$62,466
00118	REC - SPECIAL EVENTS	Revenue:	\$0	\$0	\$0
		Expense:	\$62,500	\$62,500	\$67,500
00119	REC - BOX LUNCH REVUE	Revenue:	\$10,000	\$10,000	\$10,000
		Expense:	\$8,100	\$8,118	\$8,100
00121	REC - YORKFEST	Revenue:	\$45,000	\$44,922	\$45,000
		Expense:	\$33,800	\$34,627	\$35,750
00122	REC - STREET FAIR	Revenue:	\$57,000	\$56,570	\$57,000
		Expense:	\$13,650	\$13,750	\$14,350
00123	REC - YORK BIKE NIGHT	Revenue:	\$32,500	\$32,500	\$32,500
		Expense:	\$19,700	\$19,460	\$19,750
00124	REC - FIRST NIGHT YORK	Revenue:	\$6,000	\$6,000	\$7,500
		Expense:	\$6,000	\$7,168	\$7,500
00165	ANGELS OF THE PARK	Revenue:	\$0	\$2,027	\$0
		Expense:	\$0	\$142	\$0
00182	A TASTE OF YORK	Revenue:	\$35,000	\$33,243	\$35,000
		Expense:	\$26,500	\$24,364	\$26,500
00246	LABOR DAY EVENT	Revenue:	\$6,000	\$3,000	\$8,000
		Expense:	\$6,000	\$6,250	\$8,000
00252	KIDS HOOKED ON FISHING	Revenue:	\$0	\$20	\$0
		Expense:	\$0	\$200	\$0
00287	ROLLER RINK	Revenue:	\$5,000	\$5,000	\$0
		Expense:	\$5,000	\$5,000	\$0
00312	EMBRACING AGING	Revenue:	\$0	\$0	\$0
		Expense:	\$0	\$300	\$0
00321	MEMORIAL PARK PROJECT	Revenue:	\$0	\$0	\$325,000
		Expense:	\$0	\$0	\$325,000
10005	LF - SNOW REMOVAL	Revenue:	\$0	\$0	\$0
		Expense:	\$0	\$17,647	\$0
10008	LF - STREET REPAIRS	Revenue:	\$0	\$0	\$0
		Expense:	\$0	\$93	\$0
10158	PENN PARK PROJECT	Revenue:	\$0	\$2,000	\$0
		Expense:	\$0	\$0	\$0

10171	THACKSTON PARK	Revenue:	\$0	\$0	\$0
		Expense:	\$100,000	\$0	\$100,000
		Total Revenue:	\$1,918,820	\$1,853,024	\$2,219,419
		Total Expense:	\$1,831,078	\$1,646,055	\$2,165,143

RECREATION / PARKS

#	Jobtitle	Union	2016 Salary Per Job Title	Current Total Per Job Title	Total Increase Per Job Title	Total Longevity Per Job Title	2017 Request Per Job Title
5	EQUIP OPERATOR II	TEAM	\$42,765	\$213,825	\$4,810	\$0	\$218,635
1	FRSTR CREW LEADER	TEAM	\$45,531	\$45,531	\$1,024	\$0	\$46,556
1	LABORER	TEAM	\$40,236	\$40,236	\$905	\$0	\$41,141
3	PRKS UTILITY TECH	TEAM	\$42,755	\$128,264	\$962	\$0	\$129,226
1	SUPERINT OF REC PARKS SANT	NAFF	\$66,465	\$66,465	\$1,329	\$0	\$67,794
1	RECREATION COORD	NAFF	\$45,000	\$45,000	\$900	\$0	\$45,900

				\$539,321	\$9,931	\$0	\$549,252
--	--	--	--	-----------	---------	-----	-----------

Employee Totals	
TEAMSTERS	10
Full-Time	10
NAFF	2
Full-Time	2
Total:	12

Fund Total	
20-Recreation	\$549,252

50% of Superintendent to 10-424	-\$33,233
25% of Secretary from 10-420	\$8,358
Seasonal Part-time Athletics Programs	\$14,000
Seasonal Part-time Youth Programs	\$44,000

\$582,377

ICE RINK

Revenue Total		Expense Total	
Total Adj. Budget:	\$1,074,240	Total Adj. Budget:	\$1,063,223
Total Projected:	\$1,075,496	Total Projected:	\$1,080,140
Total Requested:	\$926,797	Total Requested:	\$886,157

Account #	Account Description	2016 Adjusted Budget	2016 Projected Year End	2017 Budget Request
REVENUE				
65-426-37080-00000	Miscellaneous	\$0	\$1,256	\$15,351
COST CENTER TOTAL (NONE):		\$0	\$1,256	\$15,351
65-426-35000-04000	Chg Serv - Public Skating Admissions	\$106,000	\$106,000	\$63,250
COST CENTER TOTAL (IR-PUBLIC SKATING ADMISSIONS):		\$106,000	\$106,000	\$63,250
65-426-35000-04001	Chg Serv - Adult Hockey Revenue	\$96,000	\$96,000	\$68,100
COST CENTER TOTAL (IR-ADULT HOCKEY REVENUE):		\$96,000	\$96,000	\$68,100
65-426-35000-04004	Chg Serv - Adult Hockey Clinic	\$1,150	\$1,150	\$0
COST CENTER TOTAL (IR - ADULT HOCKEY CLINIC):		\$1,150	\$1,150	\$0
65-426-35000-04010	Chg Serv - Youth Hockey Revenue	\$16,900	\$16,900	\$15,000
COST CENTER TOTAL (IR-YOUTH HOCKEY REVENUE):		\$16,900	\$16,900	\$15,000
65-426-35000-04013	Chg Serv - Youth Hockey Camp Revenue	\$2,100	\$2,100	\$0
COST CENTER TOTAL (IR - YOUTH HOCKEY CAMP REVENUE):		\$2,100	\$2,100	\$0
65-426-35000-04020	Chg Serv - Learn to Skate Revenue	\$68,000	\$68,000	\$61,500
COST CENTER TOTAL (IR-LEARN TO SKATE REVENUE):		\$68,000	\$68,000	\$61,500
65-426-35000-04030	Chg Serv - Learn to Play Hockey	\$6,850	\$6,850	\$3,800
COST CENTER TOTAL (IR-LEARN TO PLAY HOCKEY REVENUE):		\$6,850	\$6,850	\$3,800
65-426-35000-04040	Chg Serv - Contract Ice Revenue	\$425,000	\$425,000	\$409,000
COST CENTER TOTAL (IR-CONTRACT ICE REVENUE):		\$425,000	\$425,000	\$409,000
65-426-35000-04048	Chg. Serv.-Hockey Equipment Rental	\$0	\$0	\$375

ICE RINK

Revenue Total		Expense Total	
Total Adj. Budget:	\$1,074,240	Total Adj. Budget:	\$1,063,223
Total Projected:	\$1,075,496	Total Projected:	\$1,080,140
Total Requested:	\$926,797	Total Requested:	\$886,157

Account #	Account Description	2016 Adjusted Budget	2016 Projected Year End	2017 Budget Request
COST CENTER TOTAL (IR-HOCKEY EQUIPMENT RENTAL):		\$0	\$0	\$375
65-426-35000-04050	Chg Serv - Drop In Hockey	\$28,000	\$28,000	\$19,600
COST CENTER TOTAL (IR-DROP IN HOCKEY):		\$28,000	\$28,000	\$19,600
65-426-35000-04051	Chg Serv - Figure Skating Revenue	\$27,200	\$27,200	\$23,200
COST CENTER TOTAL (IR-FIGURE SKATING REVENUE):		\$27,200	\$27,200	\$23,200
65-426-35000-04052	Chg Serv - Private Lessons Revenue	\$2,640	\$2,640	\$900
COST CENTER TOTAL (IR-PRIVATE LESSONS REVENUE):		\$2,640	\$2,640	\$900
65-426-35000-04054	Chg Serv - Sponsorship Revenue	\$20,000	\$20,000	\$56,000
COST CENTER TOTAL (IR-SPONSORSHIP REVENUE):		\$20,000	\$20,000	\$56,000
65-426-35000-04056	Chg Serv - Birthday Party Revenue	\$30,000	\$30,000	\$5,400
COST CENTER TOTAL (IR-BIRTHDAY PARTY REVENUE):		\$30,000	\$30,000	\$5,400
65-426-35000-04058	Chg Serv - Vending Revenue	\$12,000	\$12,000	\$6,000
COST CENTER TOTAL (IR-VENDING REVENUE):		\$12,000	\$12,000	\$6,000
65-426-35000-04059	Chg Serv - Room Rental	\$6,400	\$6,400	\$6,100
COST CENTER TOTAL (IR-ROOM RENTAL):		\$6,400	\$6,400	\$6,100
65-426-35000-04060	Chg Serv - Skate Rental	\$23,920	\$23,920	\$15,100
COST CENTER TOTAL (IR-SKATE RENTAL):		\$23,920	\$23,920	\$15,100
65-426-35000-04061	Chg. Serv.-Athlete Performance Center Re	\$0	\$0	\$12,000
COST CENTER TOTAL (IR-ATHLETE PERFORMANCE CTR RENT):		\$0	\$0	\$12,000
65-426-35000-04062	Chg Serv - Hockey Tournament Revenue	\$56,000	\$56,000	\$86,000

ICE RINK

Revenue Total		Expense Total	
Total Adj. Budget:	\$1,074,240	Total Adj. Budget:	\$1,063,223
Total Projected:	\$1,075,496	Total Projected:	\$1,080,140
Total Requested:	\$926,797	Total Requested:	\$886,157

Account #	Account Description	2016 Adjusted Budget	2016 Projected Year End	2017 Budget Request
COST CENTER TOTAL (IR-HOCKEY TOURNAMENT REVENUE):		\$56,000	\$56,000	\$86,000
65-426-35000-04063	Chg Serv - Group Admission	\$3,650	\$3,650	\$1,500
COST CENTER TOTAL (IR-GROUP ADMISSION):		\$3,650	\$3,650	\$1,500
65-426-35000-04066	Chg. Serv.-Skipjacks Rent	\$0	\$0	\$20,154
COST CENTER TOTAL (IR-SKIPJACKS RENT):		\$0	\$0	\$20,154
65-426-35000-04200	Chg Serv - Skate Passes	\$1,110	\$1,110	\$0
COST CENTER TOTAL (IR-SKATE PASSES):		\$1,110	\$1,110	\$0
65-426-35000-04800	Chg Serv - Concessions Revenue	\$125,000	\$125,000	\$29,900
COST CENTER TOTAL (IR-CONCESSIONS REVENUE):		\$125,000	\$125,000	\$29,900
65-426-35000-04903	Chg Serv - Pro Shop Rent	\$16,320	\$16,320	\$9,000
COST CENTER TOTAL (ICE RINK-PRO SHOP RENT):		\$16,320	\$16,320	\$9,000
65-426-33000-04999	Interest	\$0	\$0	\$433
COST CENTER TOTAL (IR-INTEREST INCOME):		\$0	\$0	\$433
FUND TOTAL (ICE RINK):		\$1,074,240	\$1,075,496	\$926,797
REVENUE TOTAL:		\$1,074,240	\$1,075,496	\$926,797
EXPENDITURES				
65-426-43150-00000	Interfund Transfer	\$75,079	\$75,079	\$0
COST CENTER TOTAL (NONE):		\$75,079	\$75,079	\$0
65-426-40000-06000	Payroll	\$345,000	\$345,000	\$294,200
COST CENTER TOTAL (IR-PAYROLL):		\$345,000	\$345,000	\$294,200
65-426-43000-06120	Special Items	\$7,170	\$7,170	\$5,555
COST CENTER TOTAL (IR-BANK SERVICE CHARGES):		\$7,170	\$7,170	\$5,555

ICE RINK

Revenue Total		Expense Total	
Total Adj. Budget:	\$1,074,240	Total Adj. Budget:	\$1,063,223
Total Projected:	\$1,075,496	Total Projected:	\$1,080,140
Total Requested:	\$926,797	Total Requested:	\$886,157

Account #	Account Description	2016 Adjusted Budget	2016 Projected Year End	2017 Budget Request
65-426-43000-06130	Special Items	\$36,240	\$36,240	\$18,700
COST CENTER TOTAL (IR-CASH DISCOUNTS):		\$36,240	\$36,240	\$18,700
65-426-43000-06150	Special Items	\$8,110	\$8,110	\$12,840
COST CENTER TOTAL (IR-DEPRECIATION EXPENSE):		\$8,110	\$8,110	\$12,840
65-426-43000-06160	Special Items	\$0	\$0	\$9,950
COST CENTER TOTAL (IR-DUES AND SUBSCRIPTIONS):		\$0	\$0	\$9,950
65-426-44000-06170	Contractual Services	\$6,250	\$6,250	\$9,000
COST CENTER TOTAL (IR-EQUIPMENT RENTAL):		\$6,250	\$6,250	\$9,000
65-426-44000-06180	Contractual Services	\$37,823	\$37,823	\$50,285
COST CENTER TOTAL (IR-INSURANCE):		\$37,823	\$37,823	\$50,285
65-426-43000-06230	Special Items	\$3,720	\$3,720	\$1,240
COST CENTER TOTAL (IR-LICENSES AND PERMITS):		\$3,720	\$3,720	\$1,240
65-426-44000-06250	Contractual Services	\$1,870	\$1,870	\$700
COST CENTER TOTAL (IR-POSTAGE AND DELIVERY):		\$1,870	\$1,870	\$700
65-426-44000-06260	Contractual Services	\$2,680	\$2,680	\$1,300
COST CENTER TOTAL (IR-PRINTING AND REPRODUCTION):		\$2,680	\$2,680	\$1,300
65-426-44000-06261	Contractual Services	\$32,500	\$32,500	\$18,000
COST CENTER TOTAL (IR-ADVERTISING):		\$32,500	\$32,500	\$18,000
65-426-42000-06270	Professional Services	\$51,000	\$51,000	\$49,992
COST CENTER TOTAL (IR-PROFESSIONAL FEES):		\$51,000	\$51,000	\$49,992

ICE RINK

Revenue Total		Expense Total	
Total Adj. Budget:	\$1,074,240	Total Adj. Budget:	\$1,063,223
Total Projected:	\$1,075,496	Total Projected:	\$1,080,140
Total Requested:	\$926,797	Total Requested:	\$886,157

Account #	Account Description	2016 Adjusted Budget	2016 Projected Year End	2017 Budget Request
65-426-44000-06300	Contractual Services	\$91,223	\$91,223	\$77,000
COST CENTER TOTAL (IR-REPAIRS):		\$91,223	\$91,223	\$77,000
65-426-44000-06340	Contractual Services	\$8,720	\$8,720	\$9,000
COST CENTER TOTAL (IR-TELEPHONE):		\$8,720	\$8,720	\$9,000
65-426-44000-06345	Contractual Services	\$1,600	\$1,600	\$2,650
COST CENTER TOTAL (IR-INTERNET):		\$1,600	\$1,600	\$2,650
65-426-43000-06350	Special Items	\$400	\$400	\$1,000
COST CENTER TOTAL (IR-TRAVEL AND ENTERTAINMENT):		\$400	\$400	\$1,000
65-426-44000-06390	Contractual Services	\$185,870	\$202,787	\$213,500
COST CENTER TOTAL (IR-UTILITIES):		\$185,870	\$202,787	\$213,500
65-426-41000-06560	Fringe Benefits	\$0	\$0	\$21,761
COST CENTER TOTAL (IR-PAYROLL EXPENSES):		\$0	\$0	\$21,761
65-426-45000-06700	Supplies/Materials	\$26,450	\$26,450	\$32,410
COST CENTER TOTAL (IR-SUPPLIES):		\$26,450	\$26,450	\$32,410
65-426-43000-06820	Special Items	\$0	\$0	\$184
COST CENTER TOTAL (IR-TAXES):		\$0	\$0	\$184
65-426-45000-06999	Supplies/Materials	\$141,518	\$141,518	\$56,890
COST CENTER TOTAL (IR-COST OF GOODS SOLD):		\$141,518	\$141,518	\$56,890
FUND TOTAL (ICE RINK):		\$1,063,223	\$1,080,140	\$886,157
EXPENSE TOTAL:		\$1,063,223	\$1,080,140	\$886,157

ICE RINK

Comment Report

Account #	Requested	Comment
65-426-33000-04999	\$433	Interest less Other Expense
65-426-35000-04000	\$63,250	Public Skating-2017 Budget-Draft #4
65-426-35000-04001	\$68,100	Adult Hockey.
65-426-35000-04010	\$15,000	Youth Hockey.
65-426-35000-04020	\$61,500	Learn to Skate.
65-426-35000-04030	\$3,800	Learn to Play Hockey.
65-426-35000-04040	\$409,000	Contract Ice.
65-426-35000-04048	\$375	Hockey Equipment Rental.
65-426-35000-04050	\$19,600	Drop In.
65-426-35000-04051	\$23,200	Figure Skating.
65-426-35000-04052	\$900	Private Lessons.
65-426-35000-04054	\$56,000	Sponsorships.
65-426-35000-04056	\$5,400	Birthday Party Revenue.
65-426-35000-04058	\$6,000	Vending.
65-426-35000-04059	\$6,100	Room Rental.
65-426-35000-04060	\$15,100	Skate Rental.
65-426-35000-04061	\$12,000	Athlete Performance Center Rent
65-426-35000-04062	\$86,000	Hockey Tournament.
65-426-35000-04063	\$1,500	Group Admission.
65-426-35000-04066	\$20,154	Skipjacks Rent
65-426-35000-04800	\$29,900	Concessions.
65-426-35000-04903	\$9,000	Pro Shop Rent.
65-426-37080-00000	\$15,351	Miscellaneous.
Revenue Total:		\$926,797
65-426-40000-06000	\$294,200	Payroll.
65-426-41000-06560	\$21,761	Payroll Taxes.
65-426-42000-06270	\$49,992	Professional Services.
65-426-43000-06120	\$5,555	Special Items.
65-426-43000-06130	\$18,700	Special Items.

ICE RINK

Comment Report

Account #	Requested	Comment
65-426-43000-06150	\$12,840	Special Items.
65-426-43000-06160	\$9,950	Special Items.
65-426-43000-06230	\$1,240	Special Items.
65-426-43000-06350	\$1,000	Special Items.
65-426-43000-06820	\$184	Taxes.
65-426-44000-06170	\$9,000	Contractual Services.
65-426-44000-06180	\$50,285	Contractual Services.
65-426-44000-06250	\$700	Contractual Services.
65-426-44000-06260	\$1,300	Contractual Services.
65-426-44000-06261	\$18,000	Contractual Services.
65-426-44000-06300	\$77,000	Contractual Servicea.
65-426-44000-06340	\$9,000	Contractual Services.
65-426-44000-06345	\$2,650	Contractual Services.
65-426-44000-06390	\$213,500	Contractual Services.
65-426-45000-06700	\$32,410	Supplies.
65-426-45000-06999	\$56,890	Cost of Goods Sold.
Expense Total:	\$886,157	

ICE RINK

Fund Total Report

Fund	Fund Description		2016 Adjusted Budget	2016 Projected Year End	2017 Budget Request
65	ICE RINK	Revenue:	\$1,074,240	\$1,075,496	\$926,797
		Expense:	\$1,063,223	\$1,080,140	\$886,157
		Total Revenue:	\$1,074,240	\$1,075,496	\$926,797
		Total Expense:	\$1,063,223	\$1,080,140	\$886,157

ICE RINK

Cost Center Total Report

Cost Center	Cost Center Description		2016 Adjusted Budget	2016 Projected Year End	2017 Budget Request
00000	NONE	Revenue:	\$0	\$1,256	\$15,351
		Expense:	\$75,079	\$75,079	\$0
04000	IR-PUBLIC SKATING ADMISSIONS	Revenue:	\$106,000	\$106,000	\$63,250
		Expense:	\$0	\$0	\$0
04001	IR-ADULT HOCKEY REVENUE	Revenue:	\$96,000	\$96,000	\$68,100
		Expense:	\$0	\$0	\$0
04004	IR - ADULT HOCKEY CLINIC	Revenue:	\$1,150	\$1,150	\$0
		Expense:	\$0	\$0	\$0
04010	IR-YOUTH HOCKEY REVENUE	Revenue:	\$16,900	\$16,900	\$15,000
		Expense:	\$0	\$0	\$0
04013	IR - YOUTH HOCKEY CAMP REVENUE	Revenue:	\$2,100	\$2,100	\$0
		Expense:	\$0	\$0	\$0
04020	IR-LEARN TO SKATE REVENUE	Revenue:	\$68,000	\$68,000	\$61,500
		Expense:	\$0	\$0	\$0
04030	IR-LEARN TO PLAY HOCKEY REVENUE	Revenue:	\$6,850	\$6,850	\$3,800
		Expense:	\$0	\$0	\$0
04040	IR-CONTRACT ICE REVENUE	Revenue:	\$425,000	\$425,000	\$409,000
		Expense:	\$0	\$0	\$0
04048	IR-HOCKEY EQUIPMENT RENTAL	Revenue:	\$0	\$0	\$375
		Expense:	\$0	\$0	\$0
04050	IR-DROP IN HOCKEY	Revenue:	\$28,000	\$28,000	\$19,600
		Expense:	\$0	\$0	\$0
04051	IR-FIGURE SKATING REVENUE	Revenue:	\$27,200	\$27,200	\$23,200
		Expense:	\$0	\$0	\$0
04052	IR-PRIVATE LESSONS REVENUE	Revenue:	\$2,640	\$2,640	\$900
		Expense:	\$0	\$0	\$0
04054	IR-SPONSORSHIP REVENUE	Revenue:	\$20,000	\$20,000	\$56,000
		Expense:	\$0	\$0	\$0
04056	IR-BIRTHDAY PARTY REVENUE	Revenue:	\$30,000	\$30,000	\$5,400
		Expense:	\$0	\$0	\$0
04058	IR-VENDING REVENUE	Revenue:	\$12,000	\$12,000	\$6,000
		Expense:	\$0	\$0	\$0
04059	IR-ROOM RENTAL	Revenue:	\$6,400	\$6,400	\$6,100
		Expense:	\$0	\$0	\$0
04060	IR-SKATE RENTAL	Revenue:	\$23,920	\$23,920	\$15,100
		Expense:	\$0	\$0	\$0
04061	IR-ATHLETE PERFORMANCE CTR RENT	Revenue:	\$0	\$0	\$12,000
		Expense:	\$0	\$0	\$0
04062	IR-HOCKEY TOURNAMENT REVENUE	Revenue:	\$56,000	\$56,000	\$86,000
		Expense:	\$0	\$0	\$0
04063	IR-GROUP ADMISSION	Revenue:	\$3,650	\$3,650	\$1,500
		Expense:	\$0	\$0	\$0
04066	IR-SKIPJACKS RENT	Revenue:	\$0	\$0	\$20,154
		Expense:	\$0	\$0	\$0

04200	IR-SKATE PASSES	Revenue:	\$1,110	\$1,110	\$0
		Expense:	\$0	\$0	\$0
04800	IR-CONCESSIONS REVENUE	Revenue:	\$125,000	\$125,000	\$29,900
		Expense:	\$0	\$0	\$0
04903	ICE RINK-PRO SHOP RENT	Revenue:	\$16,320	\$16,320	\$9,000
		Expense:	\$0	\$0	\$0
04999	IR-INTEREST INCOME	Revenue:	\$0	\$0	\$433
		Expense:	\$0	\$0	\$0
06000	IR-PAYROLL	Revenue:	\$0	\$0	\$0
		Expense:	\$345,000	\$345,000	\$294,200
06120	IR-BANK SERVICE CHARGES	Revenue:	\$0	\$0	\$0
		Expense:	\$7,170	\$7,170	\$5,555
06130	IR-CASH DISCOUNTS	Revenue:	\$0	\$0	\$0
		Expense:	\$36,240	\$36,240	\$18,700
06150	IR-DEPRECIATION EXPENSE	Revenue:	\$0	\$0	\$0
		Expense:	\$8,110	\$8,110	\$12,840
06160	IR-DUES AND SUBSCRIPTIONS	Revenue:	\$0	\$0	\$0
		Expense:	\$0	\$0	\$9,950
06170	IR-EQUIPMENT RENTAL	Revenue:	\$0	\$0	\$0
		Expense:	\$6,250	\$6,250	\$9,000
06180	IR-INSURANCE	Revenue:	\$0	\$0	\$0
		Expense:	\$37,823	\$37,823	\$50,285
06230	IR-LICENSES AND PERMITS	Revenue:	\$0	\$0	\$0
		Expense:	\$3,720	\$3,720	\$1,240
06250	IR-POSTAGE AND DELIVERY	Revenue:	\$0	\$0	\$0
		Expense:	\$1,870	\$1,870	\$700
06260	IR-PRINTING AND REPRODUCTION	Revenue:	\$0	\$0	\$0
		Expense:	\$2,680	\$2,680	\$1,300
06261	IR-ADVERTISING	Revenue:	\$0	\$0	\$0
		Expense:	\$32,500	\$32,500	\$18,000
06270	IR-PROFESSIONAL FEES	Revenue:	\$0	\$0	\$0
		Expense:	\$51,000	\$51,000	\$49,992
06300	IR-REPAIRS	Revenue:	\$0	\$0	\$0
		Expense:	\$91,223	\$91,223	\$77,000
06340	IR-TELEPHONE	Revenue:	\$0	\$0	\$0
		Expense:	\$8,720	\$8,720	\$9,000
06345	IR-INTERNET	Revenue:	\$0	\$0	\$0
		Expense:	\$1,600	\$1,600	\$2,650
06350	IR-TRAVEL AND ENTERTAINMENT	Revenue:	\$0	\$0	\$0
		Expense:	\$400	\$400	\$1,000
06390	IR-UTILITIES	Revenue:	\$0	\$0	\$0
		Expense:	\$185,870	\$202,787	\$213,500
06560	IR-PAYROLL EXPENSES	Revenue:	\$0	\$0	\$0
		Expense:	\$0	\$0	\$21,761
06700	IR-SUPPLIES	Revenue:	\$0	\$0	\$0
		Expense:	\$26,450	\$26,450	\$32,410
06820	IR-TAXES	Revenue:	\$0	\$0	\$0
		Expense:	\$0	\$0	\$184

06999	IR-COST OF GOODS SOLD	Revenue:	\$0	\$0	\$0
		Expense:	\$141,518	\$141,518	\$56,890
		Total Revenue:	\$1,074,240	\$1,075,496	\$926,797
		Total Expense:	\$1,063,223	\$1,080,140	\$886,157

WWTP

Revenue Total		Expense Total	
Total Adj. Budget:	\$22,789	Total Adj. Budget:	\$6,510,585
Total Projected:	\$22,835	Total Projected:	\$6,979,488
Total Requested:	\$23,000	Total Requested:	\$6,750,983

Account #	Account Description	2016 Adjusted Budget	2016 Projected Year End	2017 Budget Request
REVENUE				
61-440-31250-00000	Sewage Permits	\$6,789	\$6,600	\$7,000
61-440-37070-00000	Other - Sales	\$0	\$848	\$0
61-440-39080-00000	Expense Reimbursements - Other	\$1,000	\$930	\$1,000
COST CENTER TOTAL (NONE):		\$7,789	\$8,378	\$8,000
61-440-37155-00002	Ostara-Phosphorus Recovery	\$5,000	\$5,000	\$5,000
COST CENTER TOTAL (SLUDGE DISPOSAL):		\$5,000	\$5,000	\$5,000
61-440-37151-00003	Electric-Demand Response	\$10,000	\$9,458	\$10,000
COST CENTER TOTAL (COGENERATION):		\$10,000	\$9,458	\$10,000
FUND TOTAL (IMSF):		\$22,789	\$22,835	\$23,000
REVENUE TOTAL:		\$22,789	\$22,835	\$23,000
EXPENDITURES				
21-440-40030-10005	Overtime	\$0	\$825	\$0
21-440-40040-10005	Shift Differential	\$0	\$8	\$0
21-440-41010-10005	FICA	\$0	\$63	\$0
COST CENTER TOTAL (LF - SNOW REMOVAL):		\$0	\$896	\$0
FUND TOTAL (LIQUID FUELS):		\$0	\$896	\$0
61-440-40010-00000	Salaries/Wages	\$1,475,588	\$1,817,583	\$1,580,943
61-440-40030-00000	Overtime	\$150,000	\$160,533	\$150,000
61-440-40040-00000	Shift Differential	\$10,000	\$9,983	\$10,000
61-440-40050-00000	Vacation	\$0	\$34,394	\$0
61-440-40060-00000	Holiday	\$0	\$32,375	\$0
61-440-40070-00000	Sick	\$0	\$25,448	\$0
61-440-40080-00000	Bereavement	\$0	\$1,139	\$0
61-440-40110-00000	Call Back	\$1,000	\$915	\$1,000
61-440-40170-00000	Union Activities	\$0	\$63	\$0
61-440-41010-00000	FICA	\$125,122	\$125,122	\$120,950
61-440-41120-00000	Laundry Cleaning	\$13,250	\$13,221	\$13,250
61-440-41130-00000	Clothing/Shoes/Uniforms/Equip	\$7,500	\$7,044	\$7,500
61-440-41140-00000	Tuition Reimbursement	\$1,000	\$172	\$1,000
61-440-42010-00000	Architect/Engineer/Consultant	\$100,000	\$108,894	\$125,000
61-440-42070-00000	Other Professional Services	\$100,000	\$99,373	\$100,000
61-440-43010-00000	Travel	\$300	\$0	\$300
61-440-43020-00000	Training	\$4,000	\$3,208	\$4,000

WWTP

Revenue Total		Expense Total	
Total Adj. Budget:	\$22,789	Total Adj. Budget:	\$6,510,585
Total Projected:	\$22,835	Total Projected:	\$6,979,488
Total Requested:	\$23,000	Total Requested:	\$6,750,983

Account #	Account Description	2016 Adjusted Budget	2016 Projected Year End	2017 Budget Request
61-440-43140-00000	Loan Repayments	\$165,704	\$165,756	\$165,704
61-440-43190-00000	Central Services Allocations	\$92,538	\$92,538	\$105,390
61-440-43191-00000	Info Services Allocations	\$116,197	\$116,197	\$114,061
61-440-43192-00000	Human Resources Allocations	\$44,579	\$44,579	\$44,076
61-440-43193-00000	Insurance Allocations	\$975,418	\$975,418	\$988,337
61-440-43194-00000	Business Admin Allocations	\$243,469	\$243,469	\$235,534
61-440-44010-00000	Postage/Shipping	\$12,000	\$14,294	\$15,000
61-440-44020-00000	Printing/Binding	\$100	\$0	\$100
61-440-44030-00000	Association Dues/Conferences	\$2,000	\$1,958	\$2,000
61-440-44040-00000	Advertising	\$500	\$300	\$500
61-440-44180-00000	Vehicle/Equipment Rental	\$3,500	\$4,030	\$4,000
61-440-44190-00000	Building Repair Service	\$150,000	\$145,262	\$160,000
61-440-44200-00000	Vehicle Repair Service	\$10,000	\$9,813	\$10,000
61-440-44210-00000	Other Repair Service	\$100,000	\$97,792	\$100,000
61-440-44230-00000	Laboratory Fees	\$35,000	\$34,587	\$35,000
61-440-44260-00000	Refuse Disposal	\$800	\$713	\$800
61-440-44270-00000	County Landfill	\$20,000	\$17,195	\$20,000
61-440-44310-00000	Radio Communications	\$600	\$500	\$600
61-440-44360-00000	General Liability Insurance	\$21,000	\$21,000	\$21,000
61-440-44400-00000	Other Contractual Services	\$600,000	\$610,000	\$600,000
61-440-44411-00000	Wwtp Process Improvements	\$100,000	\$100,000	\$100,000
61-440-45020-00000	Office/Data Processing	\$3,000	\$3,824	\$5,000
61-440-45030-00000	Horticultural Supplies/Materia	\$5,000	\$5,000	\$5,000
61-440-45040-00000	Electrical Supplies	\$75,000	\$74,903	\$75,000
61-440-45060-00000	Paint & Supplies	\$750	\$500	\$750
61-440-45090-00000	Books/Subscriptions	\$250	\$250	\$250
61-440-45100-00000	Plumbing Supplies	\$15,000	\$12,581	\$15,000
61-440-45110-00000	Medical Supplies	\$750	\$750	\$750
61-440-45120-00000	Vehicle Parts/Accessories	\$10,000	\$10,590	\$12,500
61-440-45130-00000	Vehicle Fuels	\$15,000	\$12,133	\$12,500
61-440-45140-00000	Lumber/Hardware/Bldg Alteratio	\$2,000	\$1,762	\$2,000
61-440-45150-00000	Street/Highway Material	\$8,000	\$8,002	\$8,000
61-440-45160-00000	Signs	\$1,000	\$971	\$1,000
61-440-45170-00000	Tools	\$1,500	\$1,418	\$1,500
61-440-45200-00000	Cement/Concrete/Stone	\$750	\$500	\$750
61-440-45210-00000	Chemicals	\$100,000	\$99,189	\$100,000
61-440-45260-00000	Laboratory Supplies	\$35,000	\$32,361	\$35,000
61-440-45280-00000	Machinery Supplies	\$250,000	\$245,459	\$250,000
61-440-45300-00000	Other Supplies/Materials	\$30,000	\$29,505	\$30,000
61-440-45310-00000	Copier/Fax Supplies	\$1,000	\$1,000	\$1,000
61-440-46100-00000	Vehicles	\$4,000	\$0	\$4,000
61-440-46101-00000	Vehicle/Lease Purchase	\$20,200	\$20,200	\$20,200
61-440-46120-00000	Data Processing Equipment	\$25,000	\$28,821	\$30,000
61-440-46121-00000	Capital - Dp Software	\$125,000	\$127,490	\$150,000
61-440-46140-00000	Laboratory Equipment	\$40,000	\$39,161	\$40,000
61-440-46150-00000	Parks/Recreation Equipment	\$1,000	\$1,000	\$1,000
61-440-46160-00000	Shop Machinery Equipment	\$1,000	\$911	\$1,000
61-440-46170-00000	Other Capital Equipment	\$30,000	\$30,000	\$30,000
COST CENTER TOTAL (NONE):		\$5,481,365	\$5,923,147	\$5,668,245

WWTP

Revenue Total		Expense Total	
Total Adj. Budget:	\$22,789	Total Adj. Budget:	\$6,510,585
Total Projected:	\$22,835	Total Projected:	\$6,979,488
Total Requested:	\$23,000	Total Requested:	\$6,750,983

Account #	Account Description	2016 Adjusted Budget	2016 Projected Year End	2017 Budget Request
61-440-42010-00001	Architect/Engineer/Consultant	\$60,000	\$69,527	\$100,000
COST CENTER TOTAL (WESTINGHOUSE):		\$60,000	\$69,527	\$100,000
61-440-40010-00002	Salaries/Wages	\$43,992	\$53,594	\$43,992
61-440-40030-00002	Overtime	\$6,000	\$10,050	\$10,000
61-440-40040-00002	Shift Differential	\$1,500	\$1,419	\$1,500
61-440-40050-00002	Vacation	\$0	\$2,136	\$0
61-440-40060-00002	Holiday	\$0	\$1,184	\$0
61-440-40070-00002	Sick	\$0	\$1,354	\$0
61-440-41010-00002	FICA	\$3,939	\$3,367	\$4,246
61-440-41130-00002	Clothing/Shoes/Uniforms/Equip	\$0	\$115	\$0
61-440-44210-00002	Other Repair Service	\$8,000	\$8,000	\$8,000
61-440-44220-00002	Sludge Disposal	\$425,000	\$423,016	\$425,000
61-440-45220-00002	Polymer	\$175,000	\$181,340	\$185,000
61-440-45280-00002	Machinery Supplies	\$100,000	\$99,368	\$100,000
61-440-45300-00002	Other Supplies/Materials	\$55,435	\$50,000	\$50,000
COST CENTER TOTAL (SLUDGE DISPOSAL):		\$818,866	\$834,944	\$827,738
61-440-44210-00003	Other Repair Service	\$10,000	\$10,000	\$10,000
61-440-44400-00003	Other Contractual Services	\$105,354	\$105,975	\$110,000
61-440-45040-00003	Electrical Supplies	\$5,000	\$5,000	\$5,000
61-440-45280-00003	Machinery Supplies	\$30,000	\$30,000	\$30,000
COST CENTER TOTAL (COGENERATION):		\$150,354	\$150,975	\$155,000
FUND TOTAL (IMSF):		\$6,510,585	\$6,978,592	\$6,750,983
EXPENSE TOTAL:		\$6,510,585	\$6,979,488	\$6,750,983

WWTP

Comment Report

Account #	Requested	Comment
61-440-31250-00000	\$7,000	Sewage Permit revenue.
61-440-37151-00003	\$10,000	Demand Response revenue.
61-440-37155-00002	\$5,000	Ostara revenue.
61-440-39080-00000	\$1,000	Expense Reimbursement.
<hr/>		
Revenue Total:	\$23,000	
<hr/>		
61-440-40010-00000	\$1,580,943	COMPUTED BY FORMULA.
61-440-40010-00002	\$43,992	COMPUTED BY FORMULA.
61-440-40030-00000	\$150,000	Overtime.
61-440-40030-00002	\$10,000	Overtime.
61-440-40040-00000	\$10,000	Shift Differential.
61-440-40040-00002	\$1,500	Shift Differential.
61-440-40110-00000	\$1,000	Call Back pay.
61-440-41010-00000	\$120,950	Calculated: FICA
61-440-41010-00002	\$4,246	Calculated: FICA
61-440-41120-00000	\$13,250	Laundry Cleaning.
61-440-41130-00000	\$7,500	Clothing / Uniforms.
61-440-41140-00000	\$1,000	Tuition Reimbursement.
61-440-42010-00000	\$125,000	Engineering.
61-440-42010-00001	\$100,000	Engineering.
61-440-42070-00000	\$100,000	Other Professional Services.
61-440-43010-00000	\$300	Travel.
61-440-43020-00000	\$4,000	Training.
61-440-43140-00000	\$165,704	Loan Repayments.
61-440-43190-00000	\$105,390	Calculated: Internal Services
61-440-43191-00000	\$114,061	Calculated: Internal Services
61-440-43192-00000	\$44,076	Calculated: Internal Services
61-440-43193-00000	\$988,337	Calculated: Internal Services
61-440-43194-00000	\$235,534	Calculated: Internal Services
61-440-44010-00000	\$15,000	Shipping.

WWTP

Comment Report

Account #	Requested	Comment
61-440-44020-00000	\$100	Printing.
61-440-44030-00000	\$2,000	Association Dues.
61-440-44040-00000	\$500	Advertising.
61-440-44180-00000	\$4,000	Equipment Rental.
61-440-44190-00000	\$160,000	Building Repair Service. UV building, T1 building, RASPS building, Substation, Filter building, Other repairs. \$10,000 Safety improvements.
61-440-44200-00000	\$10,000	Vehicle Repair Service.
61-440-44210-00000	\$100,000	Other Repair Service. For pumps, valves, motors, linkage, electrical devices, wiring and piping.
61-440-44210-00002	\$8,000	Other Repair Service. Sludge Train.
61-440-44210-00003	\$10,000	Other Repair Service. Microturbines.
61-440-44220-00002	\$425,000	Sludge Disposal.
61-440-44230-00000	\$35,000	Lab Fees.
61-440-44260-00000	\$800	Refuse Disposal.
61-440-44270-00000	\$20,000	Landfill.
61-440-44310-00000	\$600	Radio repairs.
61-440-44360-00000	\$21,000	General Liability Insurance.
61-440-44400-00000	\$600,000	Other Contractual Services. Control system maintenance, plant equipment maintenance, Ostara contract \$360,000.00. Safety improvements \$10,000.000
61-440-44400-00003	\$110,000	Other Contractual Services. Microturbines.
61-440-44411-00000	\$100,000	WWTP Process Improvements.
61-440-45020-00000	\$5,000	Data Processing.
61-440-45030-00000	\$5,000	Horticultural Supplies.
61-440-45040-00000	\$75,000	Electrical Supplies.
61-440-45040-00003	\$5,000	Electrical Supplies.
61-440-45060-00000	\$750	Paint.
61-440-45090-00000	\$250	Subscriptions.
61-440-45100-00000	\$15,000	Plumbing Supplies.
61-440-45110-00000	\$750	First Aid Supplies.
61-440-45120-00000	\$12,500	Vehicle Parts.

WWTP

Comment Report

Account #	Requested	Comment
61-440-45130-00000	\$12,500	Fuel.
61-440-45140-00000	\$2,000	Lumber / Hardware.
61-440-45150-00000	\$8,000	Street Material.
61-440-45160-00000	\$1,000	Signs.
61-440-45170-00000	\$1,500	Tools.
61-440-45200-00000	\$750	Concrete.
61-440-45210-00000	\$100,000	Chemicals. Sodium hypochlorite, antifoam, caustic, H2S inhibitor, sodium hydroxide, carbon, ferric.
61-440-45220-00002	\$185,000	Polymer.
61-440-45260-00000	\$35,000	Lab Supplies.
61-440-45280-00000	\$250,000	Machinery Supplies. Sand filter equipment, hot water recirc., pumps, sludge pumps, gearbox oil.
61-440-45280-00002	\$100,000	Machinery Supplies. Centrifuge rotating assembly service.
61-440-45280-00003	\$30,000	Machinery Supplies. Microturbines.
61-440-45300-00000	\$30,000	Misc. Supplies.
61-440-45300-00002	\$50,000	Replace Digester Gas meters and valves.
61-440-45310-00000	\$1,000	Copier Supplies.
61-440-46100-00000	\$4,000	Vehicles. Golf carts.
61-440-46101-00000	\$20,200	Vehicle Lease Purchase.
61-440-46120-00000	\$30,000	Data Processing Equipment.
61-440-46121-00000	\$150,000	Capital - DP. Phase II of GE computer system upgrade.
61-440-46140-00000	\$40,000	Lab Equipment. Incubator, BOD meter, spectrometer.
61-440-46150-00000	\$1,000	Parks Equipment. Mower.
61-440-46160-00000	\$1,000	Shop Equipment.
61-440-46170-00000	\$30,000	Other Capital Equipment.
Expense Total:	\$6,750,983	

WWTP

Fund Total Report

Fund	Fund Description		2016 Adjusted Budget	2016 Projected Year End	2017 Budget Request
21	LIQUID FUELS	Revenue:	\$0	\$0	\$0
		Expense:	\$0	\$896	\$0
61	IMSF	Revenue:	\$22,789	\$22,835	\$23,000
		Expense:	\$6,510,585	\$6,978,592	\$6,750,983
		Total Revenue:	\$22,789	\$22,835	\$23,000
		Total Expense:	\$6,510,585	\$6,979,488	\$6,750,983

WWTP

Cost Center Total Report

Cost Center	Cost Center Description		2016 Adjusted Budget	2016 Projected Year End	2017 Budget Request
00000	NONE	Revenue:	\$7,789	\$8,378	\$8,000
		Expense:	\$5,481,365	\$5,923,147	\$5,668,245
00001	WESTINGHOUSE	Revenue:	\$0	\$0	\$0
		Expense:	\$60,000	\$69,527	\$100,000
00002	SLUDGE DISPOSAL	Revenue:	\$5,000	\$5,000	\$5,000
		Expense:	\$818,866	\$834,944	\$827,738
00003	COGENERATION	Revenue:	\$10,000	\$9,458	\$10,000
		Expense:	\$150,354	\$150,975	\$155,000
10005	LF - SNOW REMOVAL	Revenue:	\$0	\$0	\$0
		Expense:	\$0	\$896	\$0
		Total Revenue:	\$22,789	\$22,835	\$23,000
		Total Expense:	\$6,510,585	\$6,979,488	\$6,750,983

WWTP

#	Jobtitle	Union	2016 Salary Per Job Title	Current Total Per Job Title	Total Increase Per Job Title	Total Longevity Per Job Title	2017 Request Per Job Title
1	CHEMIST	NAFF	\$49,645	\$49,645	\$993	\$0	\$50,638
1	CHEMIST	NAFF	\$46,760	\$46,760	\$935	\$0	\$47,695
1	CHEMIST	NAFF	\$44,723	\$44,723	\$894	\$0	\$45,617
1	DATA ENTRY CLERK	YPEA	\$34,426	\$34,426	\$809	\$3,876	\$39,111
1	FILTER DRYER OPERATOR	TEAM	\$43,992	\$43,992	\$990	\$0	\$44,982
1	FINANCE SPECIALIST	NAFF	\$35,693	\$35,693	\$714	\$0	\$36,407
1	GENERAL MANAGER	NAFF	\$75,000	\$75,000	\$1,500	\$0	\$76,500
5	MAINT MECHANIC II	TEAM	\$44,857	\$224,283	\$4,492	\$0	\$228,775
1	MAINT MECHANIC II*	TEAM	\$43,348	\$43,348	\$975	\$0	\$44,323
1	WWTP MAINT MECH SUPERVISOR	NAFF	\$51,000	\$51,000	\$1,020	\$0	\$52,020
1	PROCESS CONTROL MANAGER*	NAFF	\$65,000	\$65,000	\$1,300	\$0	\$66,300
1	OPERATIONS SHIFT SUPERVISOR	NAFF	\$52,934	\$52,934	\$1,059	\$0	\$53,993
1	OPERATIONS SHIFT SUPERVISOR	NAFF	\$51,003	\$51,003	\$1,020	\$0	\$52,023
1	OPERATIONS SHIFT SUPERVISOR	NAFF	\$47,567	\$47,567	\$951	\$0	\$48,518
1	PLANT OPERATOR I	TEAM	\$40,830	\$40,830	\$911	\$0	\$41,741
13	PLANT OPERATOR II	TEAM	\$45,531	\$591,906	\$13,318	\$0	\$605,223
1	SENIOR CHEMIST	NAFF	\$54,244	\$54,244	\$1,085	\$0	\$55,329
				\$1,552,354	\$32,966	\$3,876	\$1,589,196

Employee Totals	
NAFF	11
Full-Time	11
TEAMSTERS	21
Full-Time	21
YPEA	1
Full-Time	1
Total:	33

Fund Total	
61-IMSF	\$1,589,196

50% of Maint Elect I from 10-422	\$25,532
25% of Painter II from 10-422	\$10,208
	<u>\$1,624,935</u>

MIPP

Revenue Total		Expense Total	
Total Adj. Budget:	\$585,000	Total Adj. Budget:	\$311,695
Total Projected:	\$582,068	Total Projected:	\$297,435
Total Requested:	\$521,000	Total Requested:	\$317,074

Account #	Account Description	2016 Adjusted Budget	2016 Projected Year End	2017 Budget Request
REVENUE				
61-441-35430-00000	Mipp Sample/Analytical Fee	\$60,000	\$59,665	\$60,000
61-441-35630-00000	Surcharge	\$525,000	\$522,403	\$460,000
61-441-37080-00000	Miscellaneous	\$0	\$0	\$1,000
COST CENTER TOTAL (NONE):		\$585,000	\$582,068	\$521,000
FUND TOTAL (IMSF):		\$585,000	\$582,068	\$521,000
REVENUE TOTAL:		\$585,000	\$582,068	\$521,000
EXPENDITURES				
61-441-40010-00000	Salaries/Wages	\$123,553	\$113,730	\$126,130
61-441-40030-00000	Overtime	\$1,500	\$1,477	\$1,500
61-441-40050-00000	Vacation	\$0	\$3,985	\$0
61-441-40060-00000	Holiday	\$0	\$4,051	\$0
61-441-40070-00000	Sick	\$0	\$1,787	\$0
61-441-41010-00000	FICA	\$9,452	\$9,451	\$9,604
61-441-41140-00000	Tuition Reimbursement	\$1,000	\$0	\$1,000
61-441-42010-00000	Architect/Engineer/Consultant	\$20,000	\$15,000	\$20,000
61-441-43020-00000	Training	\$2,000	\$1,000	\$2,000
61-441-43190-00000	Central Services Allocations	\$13,438	\$13,438	\$14,091
61-441-43191-00000	Info Services Allocations	\$8,263	\$8,263	\$8,111
61-441-43192-00000	Human Resources Allocations	\$3,267	\$3,267	\$3,134
61-441-43193-00000	Insurance Allocations	\$74,480	\$74,480	\$74,254
61-441-43194-00000	Business Admin Allocations	\$17,842	\$17,842	\$16,749
61-441-44010-00000	Postage/Shipping	\$300	\$300	\$300
61-441-44030-00000	Association Dues/Conferences	\$750	\$710	\$750
61-441-44040-00000	Advertising	\$900	\$866	\$900
61-441-44190-00000	Building Repair Service	\$1,500	\$1,500	\$1,500
61-441-44200-00000	Vehicle Repair Service	\$700	\$500	\$700
61-441-44230-00000	Laboratory Fees	\$5,000	\$4,299	\$6,000
61-441-44310-00000	Radio Communications	\$500	\$0	\$500
61-441-44400-00000	Other Contractual Services	\$2,500	\$2,445	\$2,500
61-441-45020-00000	Office/Data Processing	\$750	\$500	\$4,000
61-441-45120-00000	Vehicle Parts/Accessories	\$1,200	\$500	\$1,000
61-441-45130-00000	Vehicle Fuels	\$2,000	\$1,695	\$1,750
61-441-45260-00000	Laboratory Supplies	\$3,500	\$3,245	\$3,500
61-441-45300-00000	Other Supplies/Materials	\$500	\$500	\$500
61-441-46101-00000	Vehicle/Lease Purchase	\$5,600	\$5,600	\$5,600
61-441-46120-00000	Data Processing Equipment	\$7,200	\$5,000	\$7,000
61-441-46140-00000	Laboratory Equipment	\$4,000	\$2,000	\$4,000
COST CENTER TOTAL (NONE):		\$311,695	\$297,435	\$317,074
FUND TOTAL (IMSF):		\$311,695	\$297,435	\$317,074
EXPENSE TOTAL:		\$311,695	\$297,435	\$317,074

MIPP

Comment Report

Account #	Requested	Comment
61-441-35430-00000	\$60,000	MIPP Sample fees.
61-441-35630-00000	\$460,000	Surcharge fees.
61-441-37080-00000	\$1,000	Miscellaneous revenue from fines and penalties.
Revenue Total:	\$521,000	
61-441-40010-00000	\$126,130	COMPUTED BY FORMULA.
61-441-40030-00000	\$1,500	Overtime.
61-441-41010-00000	\$9,604	Calculated: FICA
61-441-41140-00000	\$1,000	Tuition Reimbursement.
61-441-42010-00000	\$20,000	Engineering.
61-441-43020-00000	\$2,000	Training.
61-441-43190-00000	\$14,091	Calculated: Internal Services
61-441-43191-00000	\$8,111	Calculated: Internal Services
61-441-43192-00000	\$3,134	Calculated: Internal Services
61-441-43193-00000	\$74,254	Calculated: Internal Services
61-441-43194-00000	\$16,749	Calculated: Internal Services
61-441-44010-00000	\$300	Shipping.
61-441-44030-00000	\$750	Association Dues.
61-441-44040-00000	\$900	Advertising.
61-441-44190-00000	\$1,500	Building Repair Service.
61-441-44200-00000	\$700	Vehicle Repair Service.
61-441-44230-00000	\$6,000	Lab Fees. Increased sampling.
61-441-44310-00000	\$500	Radio Repairs.
61-441-44400-00000	\$2,500	Other Contractual Services.
61-441-45020-00000	\$4,000	Data Processing. Replace copier.
61-441-45120-00000	\$1,000	Vehicle Parts.
61-441-45130-00000	\$1,750	Fuel.
61-441-45260-00000	\$3,500	Lab Supplies.
61-441-45300-00000	\$500	Misc. Supplies.
61-441-46101-00000	\$5,600	Vehicle Lease Purchase.

MIPP

Comment Report

Account #	Requested	Comment
61-441-46120-00000	\$7,000	Data Processing.
61-441-46140-00000	\$4,000	Lab Equipment.
Expense Total:	\$317,074	

MIPP

Fund Total Report

Fund	Fund Description		2016 Adjusted Budget	2016 Projected Year End	2017 Budget Request
61	IMSF	Revenue:	\$585,000	\$582,068	\$521,000
		Expense:	\$311,695	\$297,435	\$317,074
		Total Revenue:	\$585,000	\$582,068	\$521,000
		Total Expense:	\$311,695	\$297,435	\$317,074

MIPP

Cost Center Total Report

Cost Center	Cost Center Description		2016 Adjusted Budget	2016 Projected Year End	2017 Budget Request
00000	NONE	Revenue:	\$585,000	\$582,068	\$521,000
		Expense:	\$311,695	\$297,435	\$317,074
		Total Revenue:	\$585,000	\$582,068	\$521,000
		Total Expense:	\$311,695	\$297,435	\$317,074

MIPP

#	Jobtitle	Union	2016 Salary Per Job Title	Current Total Per Job Title	Total Increase Per Job Title	Total Longevity Per Job Title	2017 Request Per Job Title
1	COMPLIANCE OFFICER II	NAFF	\$43,909	\$43,909	\$878	\$0	\$44,787
1	PRETREAT PERMIT/COMPLIANCE MGR	NAFF	\$55,522	\$55,522	\$1,110	\$0	\$56,632

				\$99,431	\$1,989	\$0	\$101,419
--	--	--	--	----------	---------	-----	-----------

Employee Totals	
NAFF	2
Full-Time	2
Total:	2

Fund Total	
61-IMSF	\$101,419

40% of Sewer Maintenance Supervisor from 60-242 \$24,708

\$126,128

SEWER MAINTENANCE

Revenue Total		Expense Total	
Total Adj. Budget:	\$0	Total Adj. Budget:	\$1,780,458
Total Projected:	\$0	Total Projected:	\$1,661,515
Total Requested:	\$0	Total Requested:	\$1,996,778

Account #	Account Description	2016 Adjusted Budget	2016 Projected Year End	2017 Budget Request
EXPENDITURES				
21-442-40010-10005	Salaries/Wages	\$0	\$2,855	\$0
21-442-40030-10005	Overtime	\$0	\$3,388	\$0
21-442-40040-10005	Shift Differential	\$0	\$100	\$0
21-442-40050-10005	Vacation	\$0	\$63	\$0
21-442-41010-10005	FICA	\$0	\$481	\$0
COST CENTER TOTAL (LF - SNOW REMOVAL):		\$0	\$6,887	\$0
FUND TOTAL (LIQUID FUELS):		\$0	\$6,887	\$0
60-442-40010-00000	Salaries/Wages	\$290,782	\$276,712	\$306,310
60-442-40030-00000	Overtime	\$7,500	\$7,139	\$7,500
60-442-40040-00000	Shift Differential	\$300	\$257	\$300
60-442-40050-00000	Vacation	\$0	\$6,223	\$0
60-442-40060-00000	Holiday	\$0	\$7,067	\$0
60-442-40070-00000	Sick	\$0	\$780	\$0
60-442-40110-00000	Call Back	\$5,500	\$6,405	\$6,500
60-442-41010-00000	FICA	\$23,262	\$23,263	\$23,450
60-442-41120-00000	Laundry Cleaning	\$3,250	\$3,498	\$3,500
60-442-41130-00000	Clothing/Shoes/Uniforms/Equip	\$2,000	\$1,940	\$2,000
60-442-42010-00000	Architect/Engineer/Consultant	\$30,000	\$30,000	\$30,000
60-442-43020-00000	Training	\$750	\$700	\$750
60-442-43190-00000	Central Services Allocations	\$27,723	\$27,723	\$28,996
60-442-43191-00000	Info Services Allocations	\$22,723	\$22,723	\$22,305
60-442-43192-00000	Human Resources Allocations	\$8,984	\$8,984	\$8,619
60-442-43193-00000	Insurance Allocations	\$208,754	\$208,754	\$229,765
60-442-43194-00000	Business Admin Allocations	\$49,066	\$49,066	\$45,917
60-442-44010-00000	Postage/Shipping	\$1,000	\$990	\$1,000
60-442-44050-00000	Telephone	\$1,000	\$509	\$500
60-442-44170-00000	Building Rent	\$21,500	\$21,500	\$21,500
60-442-44190-00000	Building Repair Service	\$3,000	\$2,500	\$3,000
60-442-44200-00000	Vehicle Repair Service	\$10,000	\$8,895	\$10,000
60-442-44210-00000	Other Repair Service	\$2,000	\$2,000	\$2,000
60-442-44310-00000	Radio Communications	\$500	\$500	\$500
60-442-44400-00000	Other Contractual Services	\$1,750	\$1,718	\$1,750
60-442-45020-00000	Office/Data Processing	\$600	\$550	\$600
60-442-45110-00000	Medical Supplies	\$500	\$500	\$500
60-442-45120-00000	Vehicle Parts/Accessories	\$15,000	\$12,623	\$15,000
60-442-45130-00000	Vehicle Fuels	\$21,000	\$17,061	\$18,000
60-442-45170-00000	Tools	\$150	\$0	\$150
60-442-45300-00000	Other Supplies/Materials	\$5,000	\$4,930	\$5,000
COST CENTER TOTAL (NONE):		\$763,593	\$755,509	\$795,413

SEWER MAINTENANCE

Revenue Total		Expense Total	
Total Adj. Budget:	\$0	Total Adj. Budget:	\$1,780,458
Total Projected:	\$0	Total Projected:	\$1,661,515
Total Requested:	\$0	Total Requested:	\$1,996,778

Account #	Account Description	2016 Adjusted Budget	2016 Projected Year End	2017 Budget Request
60-442-45120-00004	Vehicle Parts/Accessories	\$15,000	\$15,000	\$15,000
60-442-45210-00004	Chemicals	\$2,000	\$1,750	\$2,000
60-442-45230-00004	Sanitary Sewer Supplies	\$15,000	\$14,876	\$15,000
60-442-46101-00004	Vehicle/Lease Purchase	\$116,765	\$115,276	\$116,765
60-442-46120-00004	Data Processing Equipment	\$1,000	\$0	\$1,000
60-442-46121-00004	Capital - Dp Software	\$1,500	\$0	\$1,500
COST CENTER TOTAL (PREVENTATIVE MAINTENANCE):		\$151,265	\$146,902	\$151,265
60-442-42010-00005	Architect/Engineer/Consultant	\$50,000	\$50,000	\$50,000
60-442-44180-00005	Vehicle/Equipment Rental	\$1,000	\$1,000	\$1,000
60-442-44400-00005	Other Contractual Services	\$50,000	\$49,244	\$50,000
60-442-45100-00005	Plumbing Supplies	\$2,000	\$1,500	\$2,000
60-442-45140-00005	Lumber/Hardware/Bldg Alteratio	\$200	\$200	\$200
60-442-45150-00005	Street/Highway Material	\$2,500	\$2,417	\$2,500
60-442-45160-00005	Signs	\$1,000	\$0	\$1,000
60-442-45200-00005	Cement/Concrete/Stone	\$8,000	\$7,643	\$8,000
60-442-45230-00005	Sanitary Sewer Supplies	\$25,000	\$24,925	\$25,000
60-442-45280-00005	Machinery Supplies	\$400	\$300	\$400
60-442-46170-00005	Other Capital Equipment	\$17,500	\$17,271	\$17,500
60-442-47120-00005	Construction	\$375,000	\$374,625	\$500,000
COST CENTER TOTAL (CONSTRUCTION REPAIR WORK):		\$532,600	\$529,126	\$657,600
60-442-42011-00006	Engineering	\$35,000	\$35,000	\$35,000
60-442-44400-00006	Other Contractual Services	\$50,000	\$50,000	\$50,000
COST CENTER TOTAL (INFLOW INFILTRATION):		\$85,000	\$85,000	\$85,000
60-442-45060-00007	Paint & Supplies	\$3,500	\$2,500	\$3,000
COST CENTER TOTAL (PA ONE CALLS):		\$3,500	\$2,500	\$3,000
60-442-44410-00141	Flood Pump Stations	\$15,000	\$13,165	\$75,000
60-442-45131-00141	Stationary Engine Fuels	\$3,000	\$3,000	\$3,000
COST CENTER TOTAL (FLOOD PUMPING STATIONS):		\$18,000	\$16,165	\$78,000
FUND TOTAL (SEWER):		\$1,553,958	\$1,535,202	\$1,770,278
61-442-44400-00000	Other Contractual Services	\$130,000	\$119,426	\$130,000
COST CENTER TOTAL (NONE):		\$130,000	\$119,426	\$130,000
FUND TOTAL (IMSF):		\$130,000	\$119,426	\$130,000

SEWER MAINTENANCE

Revenue Total		Expense Total	
Total Adj. Budget:	\$0	Total Adj. Budget:	\$1,780,458
Total Projected:	\$0	Total Projected:	\$1,661,515
Total Requested:	\$0	Total Requested:	\$1,996,778

Account #	Account Description	2016 Adjusted Budget	2016 Projected Year End	2017 Budget Request
62-442-43270-00019	Preventive Maintenance	\$500	\$0	\$500
62-442-43280-00019	Repair-Interceptors	\$1,000	\$0	\$1,000
62-442-44400-00019	Other Contractual Services	\$2,000	\$0	\$2,000
COST CENTER TOTAL (MANCHESTER TWP):		\$3,500	\$0	\$3,500
62-442-43270-00020	Preventive Maintenance	\$1,000	\$0	\$1,000
62-442-43280-00020	Repair-Interceptors	\$2,000	\$0	\$2,000
62-442-44400-00020	Other Contractual Services	\$5,000	\$0	\$5,000
COST CENTER TOTAL (NORTH YORK BOROUGH):		\$8,000	\$0	\$8,000
62-442-43270-00021	Preventive Maintenance	\$5,000	\$0	\$5,000
62-442-43280-00021	Repair-Interceptors	\$10,000	\$0	\$10,000
62-442-44400-00021	Other Contractual Services	\$10,000	\$0	\$10,000
COST CENTER TOTAL (SPRING GARDEN TWP):		\$25,000	\$0	\$25,000
62-442-43270-00023	Preventive Maintenance	\$5,000	\$0	\$5,000
62-442-43280-00023	Repair-Interceptors	\$5,000	\$0	\$5,000
62-442-44400-00023	Other Contractual Services	\$10,000	\$0	\$10,000
COST CENTER TOTAL (WEST MANCHESTER TWP):		\$20,000	\$0	\$20,000
62-442-43270-00024	Preventive Maintenance	\$5,000	\$0	\$5,000
62-442-43280-00024	Repair-Interceptors	\$5,000	\$0	\$5,000
62-442-44400-00024	Other Contractual Services	\$10,000	\$0	\$10,000
COST CENTER TOTAL (WEST YORK BOROUGH):		\$20,000	\$0	\$20,000
62-442-43270-00025	Preventive Maintenance	\$5,000	\$0	\$5,000
62-442-43280-00025	Repair-Interceptors	\$5,000	\$0	\$5,000
62-442-44400-00025	Other Contractual Services	\$10,000	\$0	\$10,000
COST CENTER TOTAL (YORK TOWNSHIP):		\$20,000	\$0	\$20,000
FUND TOTAL (SEWER TRANSPORTATION):		\$96,500	\$0	\$96,500
EXPENSE TOTAL:		\$1,780,458	\$1,661,515	\$1,996,778

SEWER MAINTENANCE

Comment Report

Account #	Requested	Comment
60-442-40010-00000	\$306,310	COMPUTED BY FORMULA.
60-442-40030-00000	\$7,500	Overtime.
60-442-40040-00000	\$300	Shift Differential.
60-442-40110-00000	\$6,500	Call Back pay.
60-442-41010-00000	\$23,450	Calculated: FICA.
60-442-41120-00000	\$3,500	Laundry Cleaning.
60-442-41130-00000	\$2,000	Clothing.
60-442-42010-00000	\$30,000	Engineering.
60-442-42010-00005	\$50,000	Engineering.
60-442-42011-00006	\$35,000	Engineering.
60-442-43020-00000	\$750	Training.
60-442-43190-00000	\$28,996	Calculated: Internal Services
60-442-43191-00000	\$22,305	Calculated: Internal Services
60-442-43192-00000	\$8,619	Calculated: Internal Services
60-442-43193-00000	\$229,765	Calculated: Internal Services
60-442-43194-00000	\$45,917	Calculated: Internal Services
60-442-44010-00000	\$1,000	Shipping.
60-442-44050-00000	\$500	Telephone.
60-442-44170-00000	\$21,500	Building Rent.
60-442-44180-00005	\$1,000	Equipment Rental.
60-442-44190-00000	\$3,000	Building Repair Service.
60-442-44200-00000	\$10,000	Vehicle Repair Service.
60-442-44210-00000	\$2,000	Other Repair Service.
60-442-44310-00000	\$500	Radio repairs.
60-442-44400-00000	\$1,750	Other Contractual Services.
60-442-44400-00005	\$50,000	Other Contractual Services.
60-442-44400-00006	\$50,000	Other Contractual Services.
60-442-44410-00141	\$75,000	Flood Pump Stations. Repair of Bascule Dam.
60-442-45020-00000	\$600	Office Supplies.

SEWER MAINTENANCE

Comment Report

Account #	Requested	Comment
60-442-45060-00007	\$3,000	Paint.
60-442-45100-00005	\$2,000	Plumbing Supplies.
60-442-45110-00000	\$500	First aid supplies.
60-442-45120-00000	\$15,000	Vehicle Parts.
60-442-45120-00004	\$15,000	Vehicle Parts.
60-442-45130-00000	\$18,000	Vehicle Fuels.
60-442-45131-00141	\$3,000	Fuel.
60-442-45140-00005	\$200	Lumber / Hardware.
60-442-45150-00005	\$2,500	Street Material.
60-442-45160-00005	\$1,000	Signs.
60-442-45170-00000	\$150	Tools.
60-442-45200-00005	\$8,000	Concrete.
60-442-45210-00004	\$2,000	Chemicals.
60-442-45230-00004	\$15,000	Sanitary Sewer Supplies.
60-442-45230-00005	\$25,000	Sanitary Sewer Supplies.
60-442-45280-00005	\$400	Machinery Supplies.
60-442-45300-00000	\$5,000	Misc. Supplies.
60-442-46101-00004	\$116,765	Vehicle Lease Purchase.
60-442-46120-00004	\$1,000	Data Processing Equipment.
60-442-46121-00004	\$1,500	DP Software.
60-442-46170-00005	\$17,500	Other Capital Equipment.
60-442-47120-00005	\$500,000	Construction.Fireside project and City portion of Manchester Twp. interceptor.
61-442-44400-00000	\$130,000	2017 Flow Monitoring
62-442-43270-00019	\$500	PM
62-442-43270-00020	\$1,000	PM
62-442-43270-00021	\$5,000	PM
62-442-43270-00023	\$5,000	PM
62-442-43270-00024	\$5,000	PM

SEWER MAINTENANCE

Comment Report

Account #	Requested	Comment
62-442-43270-00025	\$5,000	PM
62-442-43280-00019	\$1,000	Repair - Interceptor.
62-442-43280-00020	\$2,000	Repair - Interceptor.
62-442-43280-00021	\$10,000	Repair - Interceptor.
62-442-43280-00023	\$5,000	Repair - Interceptor.
62-442-43280-00024	\$5,000	Repair - Interceptor.
62-442-43280-00025	\$5,000	Repair - Interceptor.
62-442-44400-00019	\$2,000	Other Contractual Services.
62-442-44400-00020	\$5,000	Other Contractual Services.
62-442-44400-00021	\$10,000	Other Contractual Services.
62-442-44400-00023	\$10,000	Other Contractual Services.
62-442-44400-00024	\$10,000	Other Contractual Services.
62-442-44400-00025	\$10,000	Other Contractual Services.
Expense Total:	\$1,996,778	

SEWER MAINTENANCE

Fund Total Report

Fund	Fund Description		2016 Adjusted Budget	2016 Projected Year End	2017 Budget Request
21	LIQUID FUELS	Revenue:	\$0	\$0	\$0
		Expense:	\$0	\$6,887	\$0
60	SEWER	Revenue:	\$0	\$0	\$0
		Expense:	\$1,553,958	\$1,535,202	\$1,770,278
61	IMSF	Revenue:	\$0	\$0	\$0
		Expense:	\$130,000	\$119,426	\$130,000
62	SEWER TRANSPORTATION	Revenue:	\$0	\$0	\$0
		Expense:	\$96,500	\$0	\$96,500
		Total Revenue:	\$0	\$0	\$0
		Total Expense:	\$1,780,458	\$1,661,515	\$1,996,778

SEWER MAINTENANCE

Cost Center Total Report

Cost Center	Cost Center Description		2016 Adjusted Budget	2016 Projected Year End	2017 Budget Request
00000	NONE	Revenue:	\$0	\$0	\$0
		Expense:	\$893,593	\$874,935	\$925,413
00004	PREVENTATIVE MAINTENANCE	Revenue:	\$0	\$0	\$0
		Expense:	\$151,265	\$146,902	\$151,265
00005	CONSTRUCTION REPAIR WORK	Revenue:	\$0	\$0	\$0
		Expense:	\$532,600	\$529,126	\$657,600
00006	INFLOW INFILTRATION	Revenue:	\$0	\$0	\$0
		Expense:	\$85,000	\$85,000	\$85,000
00007	PA ONE CALLS	Revenue:	\$0	\$0	\$0
		Expense:	\$3,500	\$2,500	\$3,000
00019	MANCHESTER TWP	Revenue:	\$0	\$0	\$0
		Expense:	\$3,500	\$0	\$3,500
00020	NORTH YORK BOROUGH	Revenue:	\$0	\$0	\$0
		Expense:	\$8,000	\$0	\$8,000
00021	SPRING GARDEN TWP	Revenue:	\$0	\$0	\$0
		Expense:	\$25,000	\$0	\$25,000
00023	WEST MANCHESTER TWP	Revenue:	\$0	\$0	\$0
		Expense:	\$20,000	\$0	\$20,000
00024	WEST YORK BOROUGH	Revenue:	\$0	\$0	\$0
		Expense:	\$20,000	\$0	\$20,000
00025	YORK TOWNSHIP	Revenue:	\$0	\$0	\$0
		Expense:	\$20,000	\$0	\$20,000
00141	FLOOD PUMPING STATIONS	Revenue:	\$0	\$0	\$0
		Expense:	\$18,000	\$16,165	\$78,000
10005	LF - SNOW REMOVAL	Revenue:	\$0	\$0	\$0
		Expense:	\$0	\$6,887	\$0
		Total Revenue:	\$0	\$0	\$0
		Total Expense:	\$1,780,458	\$1,661,515	\$1,996,778

SEWER MAINTENANCE

#	Jobtitle	Union	2016 Salary Per Job Title	Current Total Per Job Title	Total Increase Per Job Title	Total Longevity Per Job Title	2017 Request Per Job Title
1	SEWER MAINTENANCE SUPERVISOR	NAFF	\$61,771	\$61,771	\$1,235	\$0	\$63,006
3	WW COLLECTION OPERATOR I	TEAM	\$42,001	\$126,003	\$2,835	\$0	\$128,838
3	WW COLLECTION OPERATOR II	TEAM	\$45,531	\$136,594	\$3,073	\$0	\$139,667

				\$324,368	\$7,144	\$0	\$331,512
--	--	--	--	-----------	---------	-----	-----------

Employee Totals	
NAFF	1
Full-Time	1
TEAMSTERS	6
Full-Time	6
Total:	7

Fund Total	
60-Sewer	\$306,309
61-IMSF	\$25,203
Total:	\$331,512

40% of Sewer Maintenance Supervisor to 61-241 -\$25,203

\$306,309

DEPARTMENT OF POLICE

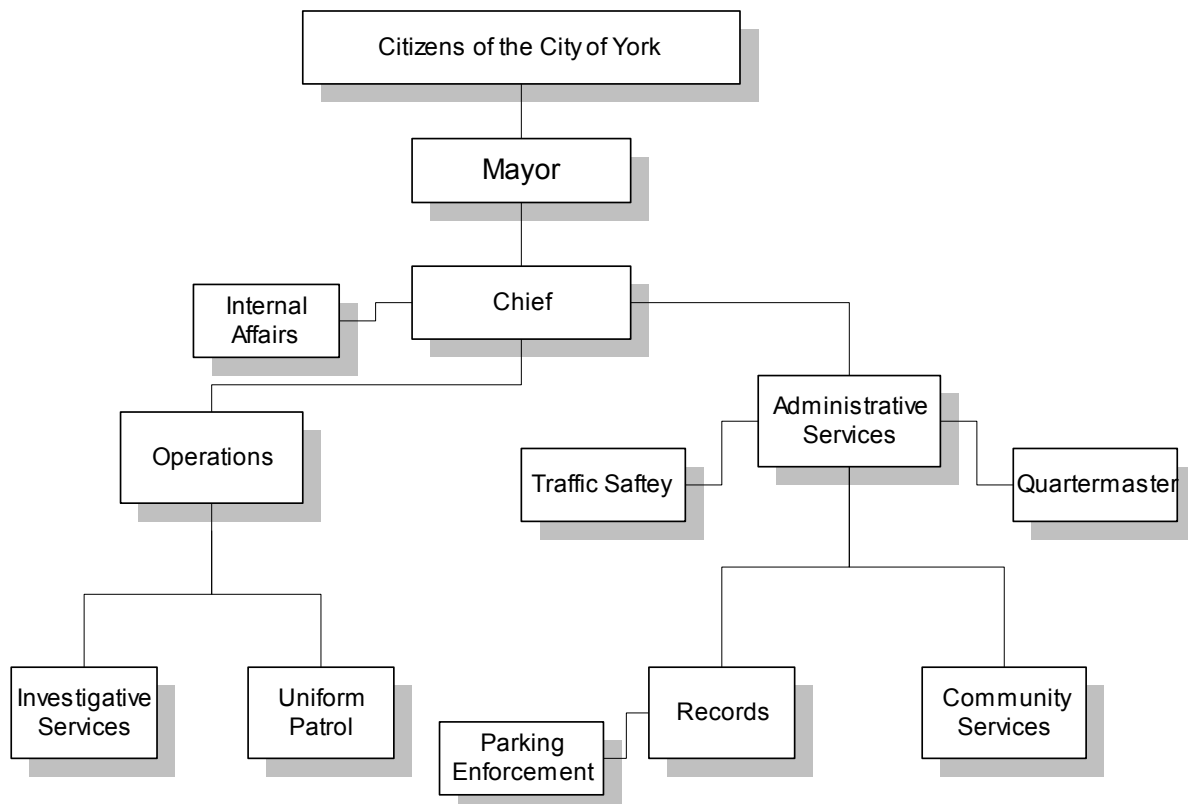
Wes Kahley
Chief

The Police Department of the City of York is committed to providing professional, efficient law enforcement services, the prevention and reduction of crime and investigating and solving those crimes. This is accomplished by partnering with the community and by utilizing resources to the greatest extent possible.

The Police Department of the City of York has the responsibility of protecting life and property in the City of York and providing professional, dedicated law enforcement services throughout the City.

The department is comprised of the Operations Division, Uniformed Patrol, Investigative Services, Administrative Services, Community Services, Traffic Safety and Police Records.

Inspectional Services (Internal Affairs) is responsible for all internal investigations and background checks on prospective employees and is directly under the direction and control of the Police Chief.



POLICE

Revenue Total		Expense Total	
Total Adj. Budget:	\$1,657,039	Total Adj. Budget:	\$18,220,111
Total Projected:	\$1,556,384	Total Projected:	\$17,649,182
Total Requested:	\$1,801,982	Total Requested:	\$18,499,712

Account #	Account Description	2016 Adjusted Budget	2016 Projected Year End	2017 Budget Request
REVENUE				
10-500-31285-00000	Towing License Fee	\$2,100	\$2,100	\$2,100
10-500-32040-00000	Traffic Fines	\$32,968	\$43,359	\$51,000
10-500-32050-00000	Criminal Fines	\$23,778	\$12,150	\$12,000
10-500-35160-00000	Warrants	\$5,000	\$5,000	\$5,000
10-500-35170-00000	False Alarm Fees	\$22,000	\$22,000	\$20,000
10-500-35200-00000	Reimbursement For Services Rendered-S	\$81,224	\$81,224	\$83,024
10-500-35212-00000	Police Reimbursement-Nuisance Officer	\$100,000	\$100,000	\$100,000
10-500-35220-00000	Police Reimbursement - Traffic Safety	\$430,000	\$469,858	\$416,000
10-500-35232-00000	Police Reimbursement-U.S. Marshals Serv	\$10,000	\$8,000	\$8,000
10-500-37020-00000	Police/Fire Report Sales	\$18,000	\$16,050	\$18,000
10-500-39080-00000	Expense Reimbursements - Other	\$0	\$369	\$0
COST CENTER TOTAL (NONE):		\$725,070	\$760,110	\$715,124
10-500-35200-00214	Reimbursement for Services Rendered-Cr	\$219,375	\$219,376	\$360,000
COST CENTER TOTAL (CROSSING GUARDS):		\$219,375	\$219,376	\$360,000
10-500-34020-10047	Police Grant-Body Armor	\$22,500	\$11,778	\$0
COST CENTER TOTAL (BODY ARMOR):		\$22,500	\$11,778	\$0
10-500-34020-10062	Police Grant-Buckle Up	\$6,000	\$6,000	\$6,000
COST CENTER TOTAL (BUCKLE-UP):		\$6,000	\$6,000	\$6,000
10-500-34020-10115	Police Grant-Police on Patrol-PCCD FY200	\$0		\$0
10-500-36030-10115	Public/Private Contributions	\$150,000	\$150,000	\$150,000
COST CENTER TOTAL (POLICE ON PATROL):		\$150,000	\$150,000	\$150,000
10-500-34020-10165	Police Grant-JAG 10/13-9/17	\$5,500	\$0	\$0
COST CENTER TOTAL (JUSTICE ASSIST GRT 10/13-9/17):		\$5,500	\$0	\$0
10-500-34020-10174	Police Grant-COPS Hiring	\$313,196	\$161,075	\$343,439
COST CENTER TOTAL (COPS HIRING):		\$313,196	\$161,075	\$343,439
10-500-34020-10184	Police Grant	\$60,699	\$57,988	\$2,711
COST CENTER TOTAL (Just Asst Grant 10/1/15-9/30/19):		\$60,699	\$57,988	\$2,711
10-500-34020-10185	Police Grant-JAG 10/1/16-9/30/20	\$0	\$0	\$43,654

POLICE

Revenue Total		Expense Total	
Total Adj. Budget:	\$1,657,039	Total Adj. Budget:	\$18,220,111
Total Projected:	\$1,556,384	Total Projected:	\$17,649,182
Total Requested:	\$1,801,982	Total Requested:	\$18,499,712

Account #	Account Description	2016 Adjusted Budget	2016 Projected Year End	2017 Budget Request
COST CENTER TOTAL (POLICE GRANT-JAG 10-1-16-9-30-2):		\$0	\$0	\$43,654
FUND TOTAL (GENERAL):		\$1,502,340	\$1,366,327	\$1,620,928
50-500-39090-00000	Transfer from General	\$100,000	\$100,000	\$120,000
COST CENTER TOTAL (NONE):		\$100,000	\$100,000	\$120,000
50-500-39090-00045	Transfer from General Fund	\$0	\$0	\$30,000
COST CENTER TOTAL (PARKING ENFORCEMENT OFFICER):		\$0	\$0	\$30,000
50-500-39090-10184	Transfer from General Fund	\$54,699	\$54,699	\$0
COST CENTER TOTAL (Just Asst Grant 10/1/15-9/30/19):		\$54,699	\$54,699	\$0
50-500-39090-10185	Transfer from General Fund	\$0	\$0	\$31,054
COST CENTER TOTAL (POLICE GRANT-JAG 10-1-16-9-30-2):		\$0	\$0	\$31,054
FUND TOTAL (CAPITAL PROJECTS):		\$154,699	\$154,699	\$181,054
REVENUE TOTAL:		\$1,657,039	\$1,521,026	\$1,801,982

EXPENDITURES

10-500-40010-00000	Salaries/Wages	\$7,522,880	\$7,637,092	\$7,637,134
10-500-40020-00000	Part Time Employees	\$12,897	\$13,080	\$57,032
10-500-40030-00000	Overtime	\$525,000	\$525,000	\$525,000
10-500-40040-00000	Shift Differential	\$0	\$28,928	\$0
10-500-40041-00000	Specialty Pay	\$25,000	\$21,300	\$25,000
10-500-40050-00000	Vacation	\$0	\$427,971	\$0
10-500-40051-00000	Vacation-Buy Out	\$57,000	\$57,000	\$80,000
10-500-40060-00000	Holiday	\$0	\$56,131	\$0
10-500-40070-00000	Sick	\$0	\$231,791	\$0
10-500-40080-00000	Bereavement	\$0	\$9,519	\$0
10-500-40090-00000	Workmens Compensation	\$0	\$10,514	\$0
10-500-40160-00000	Reimbursable Overtime	\$430,000	\$430,000	\$416,000
10-500-41010-00000	FICA	\$140,725	\$129,939	\$149,500
10-500-41020-00000	Police Pension	\$2,977,656	\$1,795,747	\$2,633,544
10-500-41120-00000	Laundry Cleaning	\$34,875	\$30,225	\$34,875
10-500-41130-00000	Clothing/Shoes/Uniforms/Equipment	\$80,400	\$80,400	\$85,000
10-500-41140-00000	Tuition Reimbursement	\$10,000	\$7,700	\$10,000
10-500-42070-00000	Other Professional Services	\$2,500	\$2,500	\$2,500
10-500-43010-00000	Travel	\$7,500	\$7,500	\$7,500
10-500-43020-00000	Training	\$75,000	\$30,000	\$60,000
10-500-43070-00000	Police Special Task	\$1,000	\$1,000	\$1,000

POLICE

Revenue Total		Expense Total	
Total Adj. Budget:	\$1,657,039	Total Adj. Budget:	\$18,220,111
Total Projected:	\$1,556,384	Total Projected:	\$17,649,182
Total Requested:	\$1,801,982	Total Requested:	\$18,499,712

Account #	Account Description	2016 Adjusted Budget	2016 Projected Year End	2017 Budget Request
10-500-43150-00000	Interfund Transfer	\$100,000	\$92,648	\$120,000
10-500-43190-00000	Central Services Allocations	\$368,013	\$368,013	\$414,218
10-500-43191-00000	Info Systems Allocations	\$413,143	\$413,143	\$405,550
10-500-43192-00000	Human Resources Allocations	\$149,730	\$149,730	\$154,104
10-500-43193-00000	Insurance Allocations	\$3,105,652	\$3,105,652	\$3,254,470
10-500-43194-00000	Business Administration Allocations	\$173,530	\$173,530	\$186,044
10-500-44030-00000	Association Dues/Conferences	\$2,700	\$4,000	\$4,000
10-500-44070-00000	Electric-Buildings	\$300	\$254	\$300
10-500-44170-00000	Building Rent	\$3,900	\$3,900	\$3,900
10-500-44180-00000	Vehicle/Equipment Rental	\$35,000	\$34,140	\$42,000
10-500-44190-00000	Building Repair Service	\$5,000	\$5,000	\$5,000
10-500-44200-00000	Vehicle Repair Service	\$10,000	\$9,950	\$10,000
10-500-44310-00000	Radio Communications	\$15,000	\$15,001	\$15,000
10-500-44380-00000	Police Profession Liability Insurance	\$95,000	\$95,000	\$100,373
10-500-44400-00000	Other Contractual Services	\$139,760	\$150,000	\$140,000
10-500-45010-00000	Food	\$800	\$300	\$800
10-500-45020-00000	Office/Data Processing	\$8,000	\$10,001	\$8,000
10-500-45090-00000	Books/Subscriptions	\$250	\$250	\$250
10-500-45110-00000	Medical Supplies	\$2,000	\$2,000	\$2,000
10-500-45120-00000	Vehicle Parts/Accessories	\$15,000	\$15,000	\$15,000
10-500-45180-00000	Weapons/Ammunition-all inclusive	\$40,000	\$40,001	\$40,000
10-500-45191-00000	Forensic Supplies	\$7,500	\$2,501	\$7,500
10-500-45300-00000	Other Supplies/Materials	\$3,500	\$3,501	\$4,000
10-500-46110-00000	Office Equipment/Furniture	\$2,500	\$2,500	\$2,500
COST CENTER TOTAL (NONE):		\$16,598,710	\$16,229,350	\$16,659,094

10-500-40010-00045	Salaries/Wages	\$220,691	\$185,754	\$260,777
10-500-40020-00045	Part Time Employees	\$12,889	\$3,219	\$0
10-500-40030-00045	Overtime	\$0	\$3,257	\$0
10-500-40040-00045	Shift Differential	\$0	\$53	\$0
10-500-40050-00045	Vacation	\$0	\$6,729	\$0
10-500-40060-00045	Holiday	\$0	\$6,108	\$0
10-500-40070-00045	Sick	\$0	\$4,711	\$0
10-500-40090-00045	Workmens Compensation	\$0	\$130	\$0
10-500-41010-00045	FICA	\$16,883	\$16,062	\$19,950
10-500-41120-00045	Laundry Cleaning	\$800	\$800	\$800
10-500-41130-00045	Clothing/Shoes/Uniforms/Equipment	\$2,500	\$2,499	\$3,500
10-500-43150-00045	Interfund Transfer	\$0	\$0	\$30,000
10-500-43190-00045	Central Services Allocations	\$15,339	\$15,339	\$20,491
10-500-43191-00045	Info Systems Allocations	\$24,100	\$24,100	\$23,657
10-500-43192-00045	Human Resource Allocations	\$9,528	\$9,528	\$10,448
10-500-43193-00045	Insurance Allocations	\$160,348	\$160,348	\$170,282
10-500-43194-00045	Business Administration Allocations	\$52,039	\$52,039	\$55,657
10-500-44400-00045	Other Contractual Services	\$5,000	\$5,000	\$5,000

COST CENTER TOTAL (PARKING ENFORCEMENT OFFICER):

\$520,118

\$495,676

\$600,561

POLICE

Revenue Total		Expense Total	
Total Adj. Budget:	\$1,657,039	Total Adj. Budget:	\$18,220,111
Total Projected:	\$1,556,384	Total Projected:	\$17,649,182
Total Requested:	\$1,801,982	Total Requested:	\$18,499,712

Account #	Account Description	2016 Adjusted Budget	2016 Projected Year End	2017 Budget Request
10-500-44400-00214	Other Contractual Services	\$292,500	\$292,602	\$480,000
COST CENTER TOTAL (CROSSING GUARDS):		\$292,500	\$292,602	\$480,000
10-500-44440-00500	Civil Service Expenses	\$2,000	\$2,000	\$3,000
COST CENTER TOTAL (POLICE):		\$2,000	\$2,000	\$3,000
10-500-41130-10047	Clothing/Shoes/Uniforms/Equipment	\$45,000	\$2,840	\$20,000
COST CENTER TOTAL (BODY ARMOR):		\$45,000	\$2,840	\$20,000
10-500-40030-10062	Overtime-Buckle Up	\$6,000	\$6,000	\$6,000
COST CENTER TOTAL (BUCKLE-UP):		\$6,000	\$6,000	\$6,000
10-500-40010-10174	Salaries/Wages	\$234,325	\$249,122	\$240,183
10-500-40030-10174	Overtime	\$0	\$760	\$0
10-500-40040-10174	Shift Differential	\$0	\$133	\$0
10-500-40041-10174	Specialty Pay	\$0	\$1,000	\$0
10-500-40050-10174	Vacation	\$0	\$541	\$0
10-500-40060-10174	Holiday	\$0	\$406	\$0
10-500-40070-10174	Sick	\$0	\$1,262	\$0
10-500-41010-10174	Fica	\$3,398	\$3,672	\$3,500
10-500-41120-10174	Laundry Cleaning	\$0	\$813	\$0
10-500-41130-10174	Clothing/Shoes/Uniforms/Equip	\$0	\$750	\$0
10-500-43190-10174	Central Services Allocations	\$11,511	\$11,511	\$12,807
10-500-43191-10174	Info Systems Allocations	\$17,214	\$17,214	\$16,898
10-500-43192-10174	Human Resources Allocations	\$6,806	\$6,806	\$6,530
10-500-43193-10174	Insurance Allocations	\$142,365	\$142,365	\$157,218
10-500-43194-10174	Business Administration Allocations	\$2,903	\$2,903	\$2,720
COST CENTER TOTAL (COPS HIRING):		\$418,522	\$439,257	\$439,856
10-500-43150-10184	Interfund	\$54,699	\$0	\$0
10-500-44400-10184	Other Contractual Services	\$6,000	\$8,439	\$2,711
COST CENTER TOTAL (Just Asst Grant 10/1/15-9/30/19):		\$60,699	\$8,439	\$2,711
10-500-43150-10185	Interfund Transfer	\$0	\$0	\$31,054
10-500-44400-10185	Other Contractual Services	\$0	\$0	\$12,600
COST CENTER TOTAL (POLICE GRANT-JAG 10-1-16-9-30-2):		\$0	\$0	\$43,654
FUND TOTAL (GENERAL):		\$17,943,550	\$17,476,164	\$18,254,876

POLICE

Revenue Total		Expense Total	
Total Adj. Budget:	\$1,657,039	Total Adj. Budget:	\$18,220,111
Total Projected:	\$1,556,384	Total Projected:	\$17,649,182
Total Requested:	\$1,801,982	Total Requested:	\$18,499,712

Account #	Account Description	2016 Adjusted Budget	2016 Projected Year End	2017 Budget Request
50-500-46100-00000	Vehicles	\$100,000	\$92,648	\$120,000
50-500-46170-00000	Other Capital Equipment	\$56,026	\$38,750	\$12,449
COST CENTER TOTAL (NONE):		\$156,026	\$131,398	\$132,449
50-500-46100-00045	Vehicles	\$0	\$0	\$30,000
COST CENTER TOTAL (PARKING ENFORCEMENT OFFICER):		\$0	\$0	\$30,000
50-500-46100-00137	Vehicles	\$51,333		\$51,333
COST CENTER TOTAL (CAP - NEW VEHICLES):		\$51,333	\$0	\$51,333
50-500-46120-10165	Data Processing Equipment	\$5,500	\$0	\$0
COST CENTER TOTAL (JUSTICE ASSIST GRT 10/13-9/17):		\$5,500	\$0	\$0
50-500-46110-10184	Furniture	\$10,000	\$5,181	\$0
50-500-46121-10184	Data Processing Software	\$5,150	\$0	\$0
50-500-46170-10184	Other Capital Equipment	\$16,300	\$0	\$0
50-500-46180-10184	Weapons	\$23,249	\$0	\$0
COST CENTER TOTAL (Just Asst Grant 10/1/15-9/30/19):		\$54,699	\$5,181	\$0
50-500-46170-10185	Other Capital Equipment	\$0	\$0	\$31,054
COST CENTER TOTAL (POLICE GRANT-JAG 10-1-16-9-30-2):		\$0	\$0	\$31,054
FUND TOTAL (CAPITAL PROJECTS):		\$267,558	\$136,579	\$244,836
61-500-41010-00000	FICA	\$0	\$157	\$0
COST CENTER TOTAL (NONE):		\$0	\$157	\$0
FUND TOTAL (IMSF):		\$0	\$157	\$0
EXPENSE TOTAL:		\$18,211,108	\$17,612,901	\$18,499,712

POLICE

Comment Report

Account #	Requested	Comment
10-500-31285-00000	\$2,100	No change to the number of authorized towing services anticipated.
10-500-32040-00000	\$51,000	2015 actual was \$45k, 2016 actual, pro rated is \$51k.
10-500-32050-00000	\$12,000	2015 actual was \$13.2K, and 2016 actual pro rated is \$12k.
10-500-34020-10062	\$6,000	status quo
10-500-34020-10174	\$343,439	COPS Grant
10-500-34020-10184	\$2,711	remaining funds
10-500-34020-10185	\$43,654	2016 JAG
10-500-35160-00000	\$5,000	status quo
10-500-35170-00000	\$20,000	est from alarm billing sgt
10-500-35200-00000	\$83,024	contracted amount
10-500-35200-00214	\$360,000	crossing guard contract plus traffic study
10-500-35212-00000	\$100,000	based on 2016 request for a new contract
10-500-35220-00000	\$416,000	Status quo less cancelled Denny's detail
10-500-35232-00000	\$8,000	best estimate, Marshal budget is a fiscal year, and not yet available
10-500-36030-10115	\$150,000	Assuming contract renewed at same amount
10-500-37020-00000	\$18,000	status quo
50-500-39090-00000	\$120,000	3 new patrol cars to replace 2004,2005, 2006 crown vics
50-500-39090-00045	\$30,000	buy 3 vehicles currently leased by the PD
50-500-39090-10185	\$31,054	2016 JAG
<hr/>		
Revenue Total:	\$1,801,982	
10-500-40010-00000	\$7,637,134	Salaries.
10-500-40010-00045	\$260,777	PEO Salaries
10-500-40010-10174	\$240,183	COPS Grant
10-500-40020-00000	\$57,032	PT Salaries
10-500-40030-00000	\$525,000	status quo
10-500-40030-10062	\$6,000	status quo
10-500-40041-00000	\$25,000	status quo, 2016 actual plus additional fto pay
10-500-40051-00000	\$80,000	2016 actual was over 1900 hours, assume 2017 will be around 2000 hours with a 40/hr ave rate

POLICE

Comment Report

Account #	Requested	Comment
10-500-40160-00000	\$416,000	2016 estimate less the cancelled Denny's detail
10-500-41010-00000	\$149,500	FICA
10-500-41010-00045	\$19,950	FICA
10-500-41010-10174	\$3,500	FICA
10-500-41020-00000	\$2,633,544	Calculated 2017 MMO
10-500-41120-00000	\$34,875	status quo, assuming more officers on staff for 2017
10-500-41120-00045	\$800	status quo
10-500-41130-00000	\$85,000	2014 actual was 62,994, 2015 was 77,836, and 2016 is on track to spend 80,400. Increase is consistent with trend. Higher costs are driven mainly by equipping new hires, per the CBA. If employee turnover reduces, fund level may be reduced in the future.
10-500-41130-00045	\$3,500	Per PEO supervision, 2016 budget, insufficient, YTD 96% spent as of 8/30
10-500-41130-10047	\$20,000	replace 20 vests
10-500-41140-00000	\$10,000	2015 actual was \$8717, 2016 on pace for \$7700, costs driven by CBA, suggests status quo.
10-500-42070-00000	\$2,500	Status quo based on 2016 actual expenses.
10-500-43010-00000	\$7,500	status quo. expenditures depend on locations of location specialty training. police personell commute whenever possible.
10-500-43020-00000	\$60,000	This line item is impacted by academy training tuition. Certain new hires have academy training, others don't. The estimated tuition for one student will be around \$5,000 in 2017. The large variance for 2016 reflects fewer new hires/academy tuition fees.
10-500-43070-00000	\$1,000	status quo based on 2016 projection.
10-500-43150-00000	\$120,000	3 new patrol cars to replace 2004,2005, 2006 crown vics
10-500-43150-00045	\$30,000	buy 3 vehicles currently leased by the PD
10-500-43150-10185	\$31,054	2016 JAG
10-500-43190-00000	\$414,218	Calculated: Internal Services
10-500-43190-00045	\$20,491	Calculated: Internal Services
10-500-43190-10174	\$12,807	Calculated: Internal Services
10-500-43191-00000	\$405,550	Calculated: Internal Services
10-500-43191-00045	\$23,657	Calculated: Internal Services
10-500-43191-10174	\$16,898	Calculated: Internal Services
10-500-43192-00000	\$154,104	Calculated: Internal Services

POLICE

Comment Report

Account #	Requested	Comment
10-500-43192-00045	\$10,448	Calculated: Internal Services
10-500-43192-10174	\$6,530	Calculated: Internal Services
10-500-43193-00000	\$3,254,470	Calculated: Internal Services
10-500-43193-00045	\$170,282	Calculated: Internal Services
10-500-43193-10174	\$157,218	Calculated: Internal Services
10-500-43194-00000	\$186,044	Calculated: Internal Services
10-500-43194-00045	\$55,657	Calculated: Internal Services
10-500-43194-10174	\$2,720	Calculated: Internal Services
10-500-44030-00000	\$4,000	status quo 2016 adjusted budget
10-500-44070-00000	\$300	status quo
10-500-44170-00000	\$3,900	lease agreement
10-500-44180-00000	\$42,000	5 year lease agreements expire in 2016, increase will be used to negotiate new leases and pay for damage or excess mileage on expiring agreements.
10-500-44190-00000	\$5,000	status quo
10-500-44200-00000	\$10,000	status quo
10-500-44310-00000	\$15,000	status quo
10-500-44380-00000	\$100,373	Calculated: Internal Services
10-500-44400-00000	\$140,000	2014 actual was 139K, 2015 was 138K, status quo request.
10-500-44400-00045	\$5,000	status quo
10-500-44400-00214	\$480,000	plus traffic study.
10-500-44400-10184	\$2,711	remainder of funds
10-500-44400-10185	\$12,600	2016 JAG
10-500-44440-00500	\$3,000	Calculated: Internal Services
10-500-45010-00000	\$800	status quo
10-500-45020-00000	\$8,000	status quo based on 2016 pro rata
10-500-45090-00000	\$250	status quo
10-500-45110-00000	\$2,000	status quo
10-500-45120-00000	\$15,000	15000 status quo
10-500-45180-00000	\$40,000	status quo request to cover all ammo, OC, training equipment, Tasers, guns, etc.

POLICE

Comment Report

Account #	Requested	Comment
10-500-45191-00000	\$7,500	status quo
10-500-45300-00000	\$4,000	2016 adj budget of 3800 spent as of 8/27
10-500-46110-00000	\$2,500	status quo from 2016 actual
50-500-46100-00000	\$120,000	3 new patrol cars to replace 2004,2005, 2006 crown vics
50-500-46100-00045	\$30,000	buy 3 vehicles currently leased by the PD
50-500-46100-00137	\$51,333	lease purchase agreement on 4 patrol cars
50-500-46170-00000	\$12,449	original amount was donated by wellspan for police equipment and the unused funds are being carried over to 2017.
50-500-46170-10185	\$31,054	2016 JAG
Expense Total:	\$18,499,712	

POLICE

Fund Total Report

Fund	Fund Description		2016 Adjusted Budget	2016 Projected Year End	2017 Budget Request
10	GENERAL	Revenue:	\$1,502,340	\$1,366,327	\$1,620,928
		Expense:	\$17,943,550	\$17,476,164	\$18,254,876
26	SPECIAL PROJECTS	Revenue:	\$0	\$35,358	\$0
		Expense:	\$9,003	\$36,281	\$0
50	CAPITAL PROJECTS	Revenue:	\$154,699	\$154,699	\$181,054
		Expense:	\$267,558	\$136,579	\$244,836
61	IMSF	Revenue:	\$0	\$0	\$0
		Expense:	\$0	\$157	\$0
		Total Revenue:	\$1,657,039	\$1,556,384	\$1,801,982
		Total Expense:	\$18,220,111	\$17,649,182	\$18,499,712

POLICE

Cost Center Total Report

Cost Center	Cost Center Description		2016 Adjusted Budget	2016 Projected Year End	2017 Budget Request
00000	NONE	Revenue:	\$825,070	\$860,110	\$835,124
		Expense:	\$16,754,736	\$16,360,905	\$16,791,543
00009	SP - POLICE SPECIAL PROJECT	Revenue:	\$0	\$35,358	\$0
		Expense:	\$0	\$2,688	\$0
00045	PARKING ENFORCEMENT OFFICER	Revenue:	\$0	\$0	\$30,000
		Expense:	\$520,118	\$495,676	\$630,561
00137	CAP - NEW VEHICLES	Revenue:	\$0	\$0	\$0
		Expense:	\$51,333	\$0	\$51,333
00214	CROSSING GUARDS	Revenue:	\$219,375	\$219,376	\$360,000
		Expense:	\$292,500	\$292,602	\$480,000
00266	GATES	Revenue:	\$0	\$0	\$0
		Expense:	\$9,003	\$482	\$0
00296	POLICE-EQUITABLE SHARING AGREE	Revenue:	\$0	\$0	\$0
		Expense:	\$0	\$33,111	\$0
00500	POLICE	Revenue:	\$0	\$0	\$0
		Expense:	\$2,000	\$2,000	\$3,000
10047	BODY ARMOR	Revenue:	\$22,500	\$11,778	\$0
		Expense:	\$45,000	\$2,840	\$20,000
10062	BUCKLE-UP	Revenue:	\$6,000	\$6,000	\$6,000
		Expense:	\$6,000	\$6,000	\$6,000
10115	POLICE ON PATROL	Revenue:	\$150,000	\$150,000	\$150,000
		Expense:	\$0	\$0	\$0
10165	JUSTICE ASSIST GRT 10/13-9/17	Revenue:	\$5,500	\$0	\$0
		Expense:	\$5,500	\$0	\$0
10174	COPS HIRING	Revenue:	\$313,196	\$161,075	\$343,439
		Expense:	\$418,522	\$439,257	\$439,856
10184	Just Asst Grant 10/1/15-9/30/19	Revenue:	\$115,398	\$112,687	\$2,711
		Expense:	\$115,398	\$13,620	\$2,711
10185	POLICE GRANT-JAG 10-1-16-9-30-2	Revenue:	\$0	\$0	\$74,708
		Expense:	\$0	\$0	\$74,708
		Total Revenue:	\$1,657,039	\$1,556,384	\$1,801,982
		Total Expense:	\$18,220,111	\$17,649,182	\$18,499,712

POLICE

#	Jobtitle	Union	2016 Salary Per Job Title	Current Total Per Job Title	Total Increase Per Job Title	Total Longevity Per Job Title	2017 Request Per Job Title
1	POLICE CHIEF	NAFF	\$106,422	\$106,422	\$2,128.44	\$0	\$108,550
2	CAPTAIN	FOP	\$89,895	\$179,790	\$0	\$22,474	\$202,264
6	LIEUTENANT	FOP	\$81,722	\$490,332	\$0	\$55,163	\$545,495
1	INSPECTOR	FOP	\$81,722	\$81,722	\$0	\$10,215	\$91,937
12	SERGEANT	FOP	\$74,293	\$891,516	\$0	\$96,952	\$988,468
2	DETECTIVE 1ST CLASS	FOP	\$74,293	\$148,586	\$0	\$16,716	\$165,302
12	DETECTIVE	FOP	\$69,738	\$836,856	\$0	\$75,317	\$912,173
63	POLICE OFFICER			\$4,037,776	\$0	\$204,695	\$4,242,471
50	<i>POLICE OFFICER over 3</i>	<i>FOP</i>	<i>\$66,755</i>				
2	<i>POLICE OFFICER 2-3</i>	<i>FOP</i>	<i>\$54,064</i>				
6	<i>PROB POLICE OFFICER 1-2</i>	<i>FOP</i>	<i>\$51,459</i>				
5	<i>PROB POLICE OFFICER 0-1</i>	<i>FOP</i>	<i>\$46,865</i>				
1	ADMINISTRATIVE ASSIST	NAFF	\$31,117	\$31,117	\$622	\$0	\$31,739
1	ANIMAL ENF OFF	NAFF	\$39,603	\$39,603	\$792	\$0	\$40,395
1	COMM & YOUTH OUTREACH COR	NAFF	\$37,022	\$37,022	\$740	\$0	\$37,762
1	PROPERTY/EVIDENCE	NAFF	\$29,037	\$29,037	\$581	\$0	\$29,618
1	INFORMATION/EVIDENCE TECH**	NAFF	\$36,492	\$36,492	\$730	\$0	\$37,221
1	POLICE SERVICES COORDINATOR	NAFF	\$24,804	\$24,804	\$496	\$0	\$25,300
1	COM RESOURCE CLERK	NAFF	\$19,011	\$19,011	\$380	\$0	\$19,391
2	COM RESOURCE CLERK*	NAFF	\$19,011	\$38,022	\$760	\$0	\$38,782
1	CRIME PREVENTION COORDINATOR	NAFF	\$37,056	\$37,056	\$741	\$0	\$37,797
6	DATA ENTRY CLERK	YPEA	\$35,235	\$211,410	\$0	\$12,156	\$223,566
1	OFFICE COORDINATOR	YPEA	\$35,859	\$35,859	\$0	\$3,138	\$38,997
1	POLICE QUARTERMASTER	NAFF	\$43,111	\$43,111	\$862	\$0	\$43,973
1	PARKING ENFORCEMENT SUPERVISOR	NAFF	\$46,708	\$46,708	\$934	\$0	\$47,642
5	PARKING ENFORCEMENT OFFICER	YPEA	\$34,472	\$172,360	\$4,020	\$1,412	\$177,792
1	PARKING ENFORCEMENT OFFICER*	YPEA	\$34,472	\$34,472	\$0	\$0	\$35,277
5	POLICE HIRING GRANT	FOP					\$240,183
				\$7,609,083	\$13,788	\$498,238	\$8,362,097

Employee Totals	
FOP	103
Full-Time	103
NAFF	13
Full-Time	10
Part-Time	3
YPEA	13
Full-Time	13
Total:	129

Fund Total	
10-General	\$8,362,097

Anticipated Attrition due to Retirement/Other -\$167,241.94

\$8,194,855

FT PEO Request replaces Seasonal PT PEO

*New Position Request

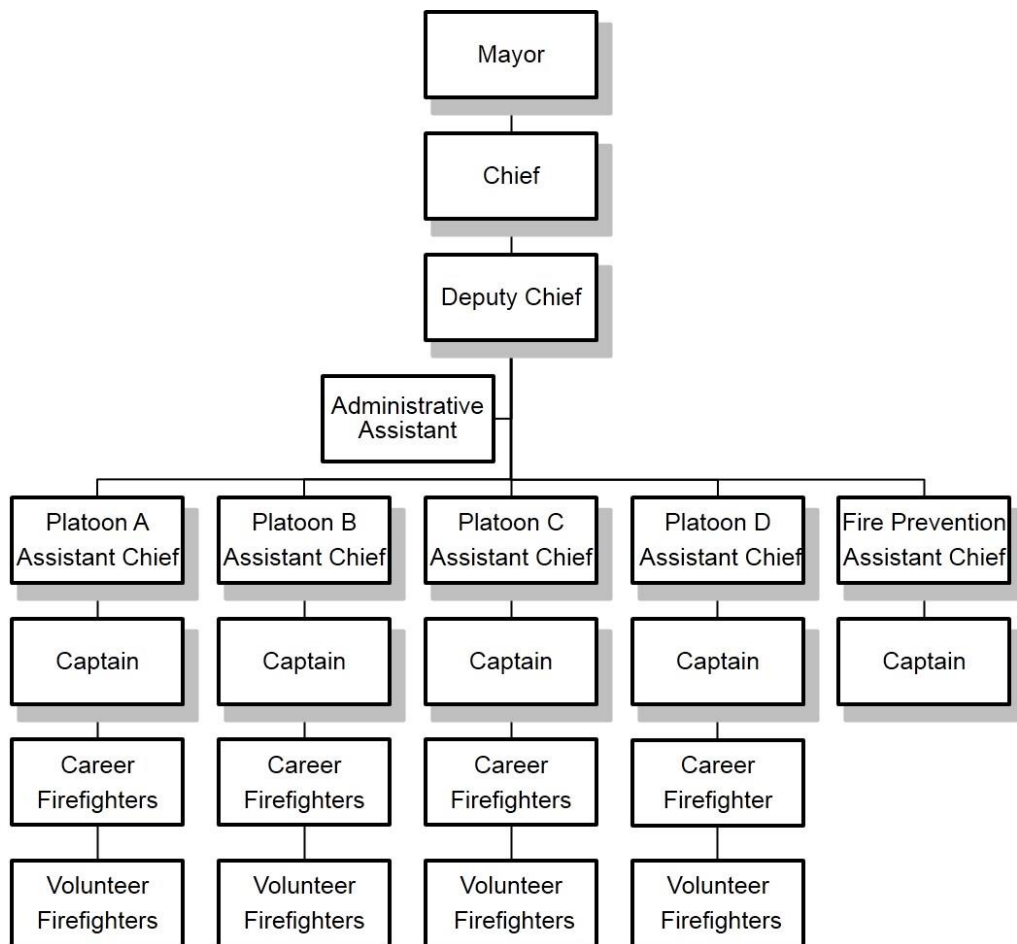
**Formerly IT Business Analyst

DEPARTMENT OF FIRE/RESCUE SERVICES

David Michaels
Fire Chief

The Department of Fire / Rescue Services provides effective response to situations that threaten the safety and health of the citizens of York due to fire, hazardous conditions, environmental emergencies, medical emergencies and similar events. The Department prides itself with the pro-active approach to prevent fires and injuries through educational programs and the administration of applicable codes.

Inspections and licensing of all commercial properties are the responsibility of the Department as well as various Emergency Management activities.



FIRE

Revenue Total		Expense Total	
Total Adj. Budget:	\$936,794	Total Adj. Budget:	\$11,573,315
Total Projected:	\$780,432	Total Projected:	\$11,686,570
Total Requested:	\$935,904	Total Requested:	\$12,653,190

Account #	Account Description	2016 Adjusted Budget	2016 Projected Year End	2017 Budget Request
REVENUE				
10-600-31270-00000	Fire Prevention Code Permits	\$33,000	\$32,941	\$35,000
10-600-31283-00000	Vacant Property Registration Fee	\$11,000	\$10,510	\$11,000
10-600-35122-00000	Vacant Property Inspection Fee	\$21,000	\$19,920	\$21,000
10-600-35130-00000	Fire Education/Daycare Centers	\$850	\$700	\$850
10-600-35140-00000	Fire Brigade Training	\$1,500	\$0	\$0
10-600-35150-00000	Alarm Connection Fees	\$86,000	\$86,010	\$86,000
10-600-35170-00000	Ps-False Alarm Fees	\$27,500	\$18,075	\$20,000
10-600-35215-00000	Fire Reimbursement - Over time	\$9,000	\$22,100	\$9,000
10-600-37020-00000	Police/Fire Report Sales	\$900	\$900	\$900
10-600-37030-00000	Map/Ordinances	\$200	\$100	\$200
10-600-37080-00000	Miscellaneous	\$200	\$469	\$300
COST CENTER TOTAL (NONE):		\$191,150	\$191,725	\$184,250
10-600-36030-00160	Public/Private Contribution	\$200	\$0	\$0
COST CENTER TOTAL (SPECIAL PROJECTS):		\$200	\$0	\$0
10-600-34162-10173	Federal Grant-SAFER	\$391,952	\$235,068	\$391,952
COST CENTER TOTAL (SAFER GRANT):		\$391,952	\$235,068	\$391,952
FUND TOTAL (GENERAL):		\$583,302	\$426,793	\$576,202
50-600-39090-00000	Transfer From General	\$339,702	\$339,702	\$359,702
COST CENTER TOTAL (NONE):		\$339,702	\$339,702	\$359,702
FUND TOTAL (CAPITAL PROJECTS):		\$339,702	\$339,702	\$359,702
REVENUE TOTAL:		\$923,004	\$766,495	\$935,904
EXPENDITURES				
10-600-40010-00000	Salaries/Wages	\$3,794,501	\$3,694,752	\$3,898,799
10-600-40030-00000	Overtime	\$950,000	\$949,999	\$950,000
10-600-40050-00000	Vacation	\$0	\$18,580	\$0
10-600-40060-00000	Holiday	\$0	\$30,387	\$0
10-600-40070-00000	Sick	\$0	\$23,782	\$0
10-600-40090-00000	Workmens Compensation	\$0	\$190	\$0
10-600-40160-00000	Reimbursable Overtime	\$0	\$2,494	\$0
10-600-41010-00000	FICA	\$74,037	\$68,794	\$70,245
10-600-41030-00000	Fire Pension	\$2,226,597	\$2,226,597	\$2,883,556
10-600-41120-00000	Laundry Cleaning	\$23,600	\$21,000	\$23,600
10-600-41130-00000	Clothing/Shoes/Uniforms/Equipment	\$49,000	\$48,994	\$51,000
10-600-41140-00000	Tuition Reimbursement	\$8,000	\$7,500	\$6,000
10-600-42070-00000	Other Professional Services	\$5,000	\$4,500	\$5,000
10-600-43010-00000	Travel	\$0	\$0	\$10,000
10-600-43020-00000	Training	\$10,000	\$10,000	\$25,000

FIRE

Revenue Total		Expense Total	
Total Adj. Budget:	\$936,794	Total Adj. Budget:	\$11,573,315
Total Projected:	\$780,432	Total Projected:	\$11,686,570
Total Requested:	\$935,904	Total Requested:	\$12,653,190

Account #	Account Description	2016 Adjusted Budget	2016 Projected Year End	2017 Budget Request
10-600-43030-00000	Contributions	\$28,500	\$28,097	\$28,500
10-600-43150-00000	Interfund Transfer	\$339,702	\$339,702	\$359,702
10-600-43170-00000	Refunds	\$0	\$120	\$0
10-600-43190-00000	Central Services Allocations	\$141,367	\$141,367	\$159,031
10-600-43191-00000	Info Systems Allocations	\$182,472	\$182,472	\$179,118
10-600-43192-00000	Human Resources Allocations	\$72,143	\$72,143	\$67,910
10-600-43193-00000	Insurance Allocations	\$2,687,260	\$2,687,260	\$2,853,380
10-600-43194-00000	Business Administration Allocations	\$51,336	\$51,336	\$42,245
10-600-44030-00000	Association Dues/Conferences	\$3,000	\$2,800	\$3,000
10-600-44190-00000	Building Repair Service	\$5,000	\$5,000	\$6,500
10-600-44200-00000	Vehicle Repair Service	\$35,000	\$62,393	\$70,000
10-600-44210-00000	Other Repair Service	\$5,000	\$4,800	\$5,000
10-600-44310-00000	Radio Communications	\$15,000	\$14,993	\$15,000
10-600-44400-00000	Other Contractual Services	\$8,000	\$7,803	\$10,000
10-600-45010-00000	Food	\$500	\$474	\$500
10-600-45020-00000	Office/Data Processing	\$3,500	\$3,201	\$3,500
10-600-45040-00000	Electrical Supplies	\$1,500	\$1,201	\$1,500
10-600-45060-00000	Paint/Paint Supplies	\$1,500	\$1,200	\$1,500
10-600-45090-00000	Books/Subscriptions	\$2,000	\$1,986	\$2,200
10-600-45110-00000	Medical Supplies	\$4,500	\$4,500	\$4,600
10-600-45120-00000	Vehicle Parts/Accessories	\$15,000	\$15,000	\$30,000
10-600-45140-00000	Lumber/Hardware/Bldg Alteration Mater	\$2,500	\$2,396	\$2,500
10-600-45170-00000	Tools	\$1,000	\$1,000	\$1,000
10-600-45190-00000	Photography/Supplies	\$1,100	\$1,050	\$3,000
10-600-45210-00000	Chemicals	\$3,000	\$2,500	\$3,000
10-600-45280-00000	Machinery Supplies	\$5,000	\$4,804	\$5,000
10-600-45300-00000	Other Supplies/Materials	\$5,000	\$4,800	\$5,000
10-600-46110-00000	Office Equipment/Furniture	\$0	\$0	\$1,000
10-600-46122-00000	Capital-DP Software Maint	\$6,000	\$2,063	\$6,000
COST CENTER TOTAL (NONE):		\$10,766,614	\$10,754,029	\$11,792,886
10-600-44440-00600	Civil Service Expenses	\$2,000	\$2,000	\$3,000
COST CENTER TOTAL (FIRE):		\$2,000	\$2,000	\$3,000
10-600-40010-10173	Salaries/Wages	\$213,720	\$299,719	\$235,100
10-600-40030-10173	Overtime	\$0	\$37,661	\$0
10-600-40060-10173	Holiday	\$0	\$1,029	\$0
10-600-40070-10173	Sick	\$0	\$448	\$0
10-600-41010-10173	Fica	\$3,099	\$3,385	\$3,500
10-600-41120-10173	Laundry Cleaning	\$0	\$710	\$0
10-600-41130-10173	Clothing/Shoes/Uniforms/Equip	\$0	\$160	\$0
10-600-43190-10173	Central Services Allocations	\$9,208	\$9,208	\$10,545
10-600-43191-10173	Info Systems Allocations	\$13,771	\$13,771	\$13,518
10-600-43192-10173	Human Resources Allocations	\$5,445	\$5,445	\$5,224
10-600-43193-10173	Insurance Allocations	\$203,642	\$203,642	\$227,452
10-600-43194-10173	Business Administration Allocations	\$2,323	\$2,323	\$2,263

FIRE

Revenue Total		Expense Total	
Total Adj. Budget:	\$936,794	Total Adj. Budget:	\$11,573,315
Total Projected:	\$780,432	Total Projected:	\$11,686,570
Total Requested:	\$935,904	Total Requested:	\$12,653,190

Account #	Account Description	2016 Adjusted Budget	2016 Projected Year End	2017 Budget Request
COST CENTER TOTAL (SAFER GRANT):		\$451,208	\$577,502	\$497,602
FUND TOTAL (GENERAL):		\$11,219,823	\$11,333,531	\$12,293,488
50-600-46101-00000	Vehicle/Lease Purchase	\$289,702	\$289,701	\$289,702
50-600-47110-00000	Building/Acquisition Improvements	\$50,000	\$49,000	\$70,000
COST CENTER TOTAL (NONE):		\$339,702	\$338,701	\$359,702
FUND TOTAL (CAPITAL PROJECTS):		\$339,702	\$338,701	\$359,702
EXPENSE TOTAL:		\$11,559,525	\$11,672,233	\$12,653,190

FIRE

Comment Report

Account #	Requested	Comment
10-600-31270-00000	\$35,000	Based on previous history and the improvement of record keeping data.
10-600-31283-00000	\$11,000	Based on previous history and averages of the number of vacant properties registered.
10-600-34162-10173	\$391,952	SAFER Grant
10-600-35122-00000	\$21,000	Based on previous history and averages of the number of vacant properties.
10-600-35130-00000	\$850	Based on previous history of training requested and provided.
10-600-35150-00000	\$86,000	Based on the current number of gamewell boxes and the fee associated.
10-600-35170-00000	\$20,000	Based on previous history and the improved alarm systems being installed. In addition, annual inspections are addressing faulty alarms.
10-600-35215-00000	\$9,000	Based on previous history of overtime that is reimbursed. Includes fireworks and fire watch details.
10-600-37020-00000	\$900	Based on the past history of the number of requests for incident reports.
10-600-37030-00000	\$200	Based on a decrease of map request due to technology available to print maps.
10-600-37080-00000	\$300	Based on previous history of miscellaneous revenue.
50-600-39090-00000	\$359,702	Lease payment for three fire trucks and a duty vehicle. Also includes a request for a fire engine and a roof for station 8 and security camera systems for Stations 1 & 5. Reduced.
Revenue Total:		\$935,904
10-600-40010-00000	\$3,898,799	Salaries.
10-600-40010-10173	\$235,100	SAFER Grant Salaries
10-600-40030-00000	\$950,000	Based on the number of hours of coverage needed with the current 10 man minimum and the staffing available.
10-600-41010-00000	\$70,245	FICA
10-600-41010-10173	\$3,500	FICA
10-600-41030-00000	\$2,883,556	Calculated 2017 MMO
10-600-41120-00000	\$23,600	Based on the clothing allowance per the CBA.
10-600-41130-00000	\$51,000	Based on previous history and anticipated rise in cost of uniform items including turn-out gear.
10-600-41140-00000	\$6,000	Based on the number of personnel enrolled in higher education and the reimbursement rate per the CBA
10-600-42070-00000	\$5,000	Based on the anticipation of the funds being used for grant assistance to apply for equipment, personnel, training and a fire safety house for education of children.
10-600-43010-00000	\$10,000	Based on cost associated with travel to trainings and meetings.

FIRE

Comment Report

Account #	Requested	Comment
10-600-43020-00000	\$25,000	Based on required training and takes into account the reduction of the line item the past years.
10-600-43030-00000	\$28,500	Request remains the same as previous year.
10-600-43150-00000	\$359,702	Request being made for lease payment for three fire trucks and a duty vehicle. Also includes request for fire engine to replace a 1983 model and a rear roof for Station 8. Request also being made for security camera systems at Stations 1 & 5. Reduced.
10-600-43190-00000	\$159,031	Calculated: Internal Services
10-600-43190-10173	\$10,545	Calculated: Internal Services
10-600-43191-00000	\$179,118	Calculated: Internal Services
10-600-43191-10173	\$13,518	Calculated: Internal Services
10-600-43192-00000	\$67,910	Calculated: Internal Services
10-600-43192-10173	\$5,224	Calculated: Internal Services
10-600-43193-00000	\$2,853,380	Calculated: Internal Services
10-600-43193-10173	\$227,452	Calculated: Internal Services
10-600-43194-00000	\$42,245	Calculated: Internal Services
10-600-43194-10173	\$2,263	Calculated: Internal Services
10-600-44030-00000	\$3,000	Based on membership in various professional organizations.
10-600-44190-00000	\$6,500	Based on maintenance needs for department's aging buildings.
10-600-44200-00000	\$70,000	Based on the history of repairs and preventative maintenance needed for the department's aging fleet of vehicles.
10-600-44210-00000	\$5,000	Based on previous history and the cost associated with repairs of emergency equipment such as chain saws and multi-gas meters.
10-600-44310-00000	\$15,000	Request remains the same as previous year and takes into account accessories for the new York County Radio System that will go in service in 2017.
10-600-44400-00000	\$10,000	Based on previous history and anticipated cost increase for contracts for emergency generators, breathing air compressor, Ehrlich, medical director, Amkus Tool service and oxygen.
10-600-44440-00600	\$3,000	Calculated: Internal Services
10-600-45010-00000	\$500	Request remains the same as previous years.
10-600-45020-00000	\$3,500	Request remains the same as previous years.
10-600-45040-00000	\$1,500	The request remains the same as previous years. Also based on the need to replace station shore lines to charge apparatus and equipment
10-600-45060-00000	\$1,500	Based on needed painting to department facilities

FIRE

Comment Report

Account #	Requested	Comment
10-600-45090-00000	\$2,200	Based on previous history and the expected increase of books and subscriptions.
10-600-45110-00000	\$4,600	Based on previous history and the need to replace expired medical supplies.
10-600-45120-00000	\$30,000	Based on the history of vehicle parts and accessories needed for the department's aging fleet of vehicles.
10-600-45140-00000	\$2,500	Based on previous history and the need for maintenance projects on aging stock of buildings.
10-600-45170-00000	\$1,000	Based on the need of tools for department.
10-600-45190-00000	\$3,000	Request being made to replace digital cameras for fire investigations and department use.
10-600-45210-00000	\$3,000	Request remains the same as previous year. Based on history of chemical use.
10-600-45280-00000	\$5,000	Request remains the same as previous year. Based on history and the need to maintain department's SCBA and associated equipment.
10-600-45300-00000	\$5,000	Based on previous history and the need for supplies for department operations.
10-600-46110-00000	\$1,000	Request being made based on the need to replace worn and damaged office chairs.
10-600-46122-00000	\$6,000	Based on the number of software programs required for department operations and fees associated.
50-600-46101-00000	\$289,702	Request is based on the lease payment for three fire trucks and a duty vehicle.
50-600-47110-00000	\$70,000	Request being made to replace the rear roof of Station 8 (North side of the firehouse at King & Duke) (\$50,000) and to add security cameras and fetures to Station 1 and Station 5 (\$20,000).
Expense Total:	\$12,653,190	

FIRE

Fund Total Report

Fund	Fund Description		2016 Adjusted Budget	2016 Projected Year End	2017 Budget Request
10	GENERAL	Revenue:	\$597,092	\$440,583	\$576,202
		Expense:	\$11,233,613	\$11,347,321	\$12,293,488
26	SPECIAL PROJECTS	Revenue:	\$0	\$147	\$0
		Expense:	\$0	\$548	\$0
50	CAPITAL PROJECTS	Revenue:	\$339,702	\$339,702	\$359,702
		Expense:	\$339,702	\$338,701	\$359,702
		Total Revenue:	\$936,794	\$780,432	\$935,904
		Total Expense:	\$11,573,315	\$11,686,570	\$12,653,190

FIRE

Cost Center Total Report

Cost Center	Cost Center Description		2016 Adjusted Budget	2016 Projected Year End	2017 Budget Request
00000	NONE	Revenue:	\$530,852	\$531,427	\$543,952
		Expense:	\$11,106,316	\$11,092,731	\$12,152,588
00160	SPECIAL PROJECTS	Revenue:	\$200	\$147	\$0
		Expense:	\$0	\$548	\$0
00600	FIRE	Revenue:	\$0	\$0	\$0
		Expense:	\$2,000	\$2,000	\$3,000
10173	SAFER GRANT	Revenue:	\$391,952	\$235,068	\$391,952
		Expense:	\$451,208	\$577,502	\$497,602
		Total Revenue:	\$923,004	\$766,642	\$935,904
		Total Expense:	\$11,559,525	\$11,672,780	\$12,653,190

FIRE

#	Jobtitle	Union	2016 Salary Per Job Title	Current Total Per Job Title	Total Increase Per Job Title	Total Longevity Per Job Title	2017 Request Per Job Title
1	FIRE CHIEF	NAFF	\$89,255	\$91,040	\$1,821	\$0	\$92,861
1	DEPUTY FIRE CHIEF	NAFF	\$86,601	\$88,338	\$1,767	\$0	\$90,104
5	ASST FIRE CHIEF	IAFF	\$80,581	\$402,907	\$0	\$48,349	\$451,256
5	FIRE CAPTAIN	IAFF	\$73,256	\$366,279	\$0	\$31,134	\$397,413
44	FIREFIGHTER	IAFF		\$2,872,762	\$0	\$191,464	\$3,064,226
37	<i>FIREFIGHTER over 3</i>	<i>IAFF</i>	<i>\$66,596</i>				
1	<i>FIREFIGHTER 2-3</i>	<i>IAFF</i>	<i>\$61,434</i>				
2	<i>FIREFIGHTER 0-1</i>	<i>IAFF</i>	<i>\$56,100</i>				
2	<i>SAFER Grant Encumbent</i>	<i>IAFF</i>	<i>\$61,434</i>				
2	<i>SAFER Grant Newest</i>	<i>IAFF</i>	<i>\$56,100</i>				
1	ADMIN ASSISTANT	NAFF	\$37,294	\$37,294	\$746	\$0	\$38,040
				\$3,858,619	\$4,333	\$270,947	\$4,133,899

Employee Totals	
IAFF	54
Full-Time	54
NAFF	3
Full-Time	3
Total:	57

Fund Total	
10-General	\$4,133,899

\$4,133,899

BARGAINING UNITS – CONTRACTUAL AGREEMENTS

There are no future contracts for IBEW or Teamsters.

The city is currently negotiating with these bargaining units.

Under PA Law terms of employment remain at status quo until an agreement is reached.

FRATERNAL ORDER OF POLICE CONTRACTUAL AGREEMENT			
		Effective Jan 1, 2016 2.5 % increase	Effective Jan 1, 2017 2.5 % increase
Rank	Years of Service	Base Salary	Base Salary
Prob Police Officer	0-1	46,865	48,037
Police Officer	1-2	54,064	55,416
	2-3	62,310	63,868
	over 3	66,756	68,425
PO 1st Class			
Corporal & Detective	--	68,037	69,738
Sergeant & Det 1st Class	--	72,481	74,293
Lieutenant & Inspector	--	79,729	81,722
Captain	--	87,702	89,895
Longevity begins at 2.5% with 5 years of service, increases .5% every year thereafter			

INTERNATIONAL ASSOCIATION OF FIRE FIGHTERS CONTRACTUAL AGREEMENT					
			Effective Jan 1, 2016 2.5 % increase	Effective Jan 1, 2017 3.0 % increase	Longevity
Rank	Years of Service	Base Salary	Base Salary	Years of Service	%
Firefighter	0-1	47,215	48,632	5	2.50%
	1-2	54,466	56,100	10	5.00%
	2-3	59,645	61,434	15	7.50%
	over 3	64,657	66,596	20	10.00%
				25	12.50%
Captain	--	71,122	73,256		
Assistant Chief	--	78,234	80,581		

BARGAINING UNITS – CONTRACTUAL AGREEMENTS CONT'D

YORK PUBLIC EMPLOYEES ASSOCIATION		
CONTRACTUAL AGREEMENT		
	Effective Jan 1, 2016	Effective Jan 1, 2017
	2.25% increase	2.3% increase
Clerk I	15.74	16.10
Clerk Typist I	15.95	16.32
Clerk II	16.10	16.47
Clerk Typist II	16.31	16.68
Parking Garage Cashier	16.37	16.75
Secretary	16.44	16.82
Secretary/Receptionist	16.44	16.82
Accounting Clerk	16.44	16.82
Clerk II / Cashier	16.49	16.87
Data Entry Clerk	16.55	16.94
Court Coordinator	16.55	16.94
Parking Enforcement Officer	16.57	16.96
Police Records Coordinator	16.85	17.24
Inventory Control Records Mgr	16.85	17.24
Office Manager	16.85	17.24
Office Coordinator	16.85	17.24
Permit Technician	16.92	17.31
Mayor's Complaint Manager	17.28	17.68
 Longevity increments as follows:		
after 5 years of service	2%	
after 10 years of service	4%	
after 15 years of service	6%	
after 20 years of service	8%	
after 25 years of service	1/4% additional up to 40 years of service	

INTERNATIONAL BROTHERHOOD OF ELECTRICAL WORKERS		
CONTRACTUAL AGREEMENT		
	Effective Jan 1, 2016	Effective Jan 1, 2017
	2.5% increase	2.5 % increase
Electronic Technician I	25.17	24.80
Electronic Technician II	25.67	26.31
Lineman I	24.50	25.11
Lineman II	24.73	25.35
Maintenance Electrician I	24.50	25.11
Maintenance Electrician II	24.73	25.35
WWTP Maintenance Electrician	25.67	26.31

BARGAINING UNITS – CONTRACTUAL AGREEMENTS CONT'D

TEAMSTERS		
CONTRACTUAL AGREEMENT		
	Effective Jan 1, 2016	Effective Jan 1, 2017
	3.50 % increase	2.25 % increase
Janitor (pt)	11.81	12.08
Custodian	17.07	17.45
Laborer	19.34	19.78
Rec Maint Wkr	19.34	19.78
Envir Wkr	19.34	19.78
Health Tech/Inter	19.34	19.78
Downtown Maint	19.34	19.78
Parking Meter Serviceperson	19.34	19.78
Storekeeper	19.34	19.78
Tree Climber	19.54	19.98
Building Maint Worker I	19.63	20.08
Concrete Worker I	19.63	20.08
Painter I	19.63	20.08
Equipment Operator I	19.81	20.26
Parks Maint Equip Oper I	19.81	20.26
Automotive Train	19.81	20.26
Wastewater Coll Oper I	20.19	20.65
Building Maint Worker II	20.32	20.77
Painter II	20.32	20.77
Concrete Worker II	20.32	20.77
Asst Filter Dryer Oper	20.32	20.77
Wastewater Plant Oper I	20.32	20.77
Wastewater Plant Mechanic I	20.32	20.77
Parks Utility Tech	20.56	21.02
Equipment Operator II	20.56	21.02
Labor Crew Leader	20.80	21.27
Automotive Mechanic I	21.46	21.94
Wastewater Plant Maint Mech II	21.57	22.05
Parking Bureau Maint Mechanic	21.57	22.05
Wastewater Coll Oper II	21.89	22.38
Concrete Crew Leader	21.89	22.38
Equip Oper III	21.89	22.38
Wastewater Plant Oper II	21.89	22.38
Filter Dryer Operator	21.89	22.38
Oxygen Plant Operator	21.89	22.38
Automotive Mechanic II	21.89	22.38
Forester Crew Leader	21.89	22.38
Construction Crew Leader	21.89	22.38
Wastewater Plant Maint Crew Leader	21.89	22.38
Parking Bureau Maint Crew Leader	21.89	22.38
Building Maint Crew Leader	22.38	22.88

CITY OF YORK
CHART OF ACCOUNTS
REVENUE ACCOUNT NUMBER

(REVISED 9/2/16)

*Any collected revenue that is considered delinquent or prior year money should start with the number "8", instead of "3" example, prior year OPT would be 80070.

Revenue		
Account Number	Description	Cost Center
30000	Taxes	
30010	Real Estate	
30011	Real Estate-Prior	
30012	Tax Revenue(for Audit)	
30013	Real Estate-TIF	
30014	Realty Transfer Tax	
30020	Tax Claim	
30030	School	
30031	School-Prior	
30032	School-TIF	
30040	County	
30041	County-Prior	
30042	County-TIF	
30050	Ybida	
30051	Ybida-Prior	
30060	Earned Income	
30062	Earned Income-Delinquent	
30063	Earned Income-Distressed Pension	
30070	Opt	
30071	Opt-Prior	
30080	Mercantile/Business Privilege	
30081	Mercantile/Business Privilege-Prior	
30082	Admissions Tax	
30083	Parking Tax	
30084	Pension Commuter Tax	
30085	Mercantile/Business Privilege-Delinquent	
31000	Licenses/Permits	
31010	Health Licenses	
31020	Bicycle Licenses	
31030	Waste Licenses	
31040	Transient Retailer Licenses	
31050	Plumber Licenses	
31060	Contractor Licenses	
31070	Dog Licenses	
31080	Distributor/Mechanical Device/Jukebox Licenses	
31090	Pinball Machine Licenses	
31100	Cable Tv Franchise Licenses	
31110	Apartment Licenses	
31120	Apartment License Late Fees	
31130	Sign Permits	

Revenue		Cost Center
Account Number	Description	
31140	Electrical Permits	
31150	Plumbing Permits	
31160	Building Permits	
31161	Trades Permits	
31170	Excavation Permits	
31180	Demolition Permits	
31190	Curb/Sidewalk Permits	
31200	Street Cuts Permits	
31210	Solid Waste Container Permits	
31220	Special Event Permits	
31230	Park Permits	
31240	Weighing - Oversize Vehicle Permits	
31250	Sewage Permits	
31260	Telephone Pay Station	
31270	Fire Prevention Code Permits	
31280	Permits, Planning and Zoning Misc. Permits	
31281	Permits-Act 13 Fees	
31282	Parking Tax License Fee	
31283	Vacant Property Registration	
31284	BYOB Permit	
31285	Towing License Fees	
31286	Foreclosure Registry	
32000	Fines/Forfeits	
32010	Do Not Use	
32020	Do Not Use	
32030	Ticket Notice Fees	
32040	Traffic Fines	
32050	Criminal Fines	
32060	Parking Fines - City, State, Sweeping	
32070	Parking Fines - Magistrate	
32071	Towing Fees	
32080	State Police Fines	
32090	Code Fines	
32100	Health/Lead Fines	
32110	Bad Checks	
32120	Bad Check Charge	
32130	Miscellaneous Fines	
33000	Interest	
33001	Investment Income	
33010	Investment/Cash Management Interest	
33011	Miscellaneous Interest	
33020	Tan Interest	
34000	Intergovernmental Revenue	
34001	Grants and Contributions	
34010	Health Grant	
	- Adult Injury	10011

Revenue		
Account Number	Description	Cost Center
	- Aids Counseling & Testing	10012
	- Aids Education	10013
	- Child & Adolescent	10014
	- Cholesterol	10015
	- Home Visitor	10016
	- State Health	10017
	- Immunization	10018
	- Lead	10019
	- Cancer Control	10020
	- Osteoporosis	10057
34020	Police Grant	
	- Crime Prevention	10021
	- School Resource Officer - Smith M. S.	10025
	- Cops Universal	10027
	- Local Law Enforcement Block Grant	10028
	- Troops To Cops	10029
	- Maglocen	10030
	- Body Armor	10047
	- Body Armor 2	10051
	- Honor Guard	10050
34030	Cdbg	
	- 1999	20799
	- 2000	20700
34031	Cdbg-Revenue(for Audit)	
34040	Home	
	- 1999	21299
	- 2000	21200
34050	Fhap - Human Relations	
	- 1999	21399
	- 2000	21300
34060	New Training - Human Relations	
	- 1999	21499
	- 2000	21400
34070	Recycling Grant	
34080	Bell Shelter Grant - State	
34090	Communities That Care Grant	
34100	Public Utility - Purta	
34110	Motor Vehicle Fuel Tax - Liquid Fuels	
34120	Alcoholic Beverage Tax	
34130	Pension - State Aid	
34140	Local Government Revenue - Other	
34150	State Government Revenue - Other	
34151	Volunteer Fire Relief-State Allocation	
34160	Federal Government Revenue - Other	
34161	Federal Grant-Dept.of Energy	
34162	Federal Grant-SAFER	
34163	Federal Grant-AFG	
34164	Federal Grant-HUD	
34170	Recreation Grant	
34171	Housing-Lead Based Hazard Reduction	
34172	PennVest Grant	
34173	PennVest Loan	
34180	Miscellaneous Grant	

Revenue		
Account Number	Description	Cost Center
34190	Section 108	
35000	Charge For Services	
35010	Zoning/Subdivision/Land Devel Fees	
35020	Subdivision/Devel Fee - Planning	
35030	Engineering Reviews/Inspection	
35040	Zoning Review Fees	
35050	Zoning Appeal Fees	
35060	Determination Letter Fees	
35070	Grease Trap Inspection Fees	
35080	Certificate Of Occup Insp Fees	
35090	License Fee	
35100	Housing Appeal Fees	
35110	Cellar To Attic Inspection	
35120	Inspection Fee	
35121	Inspection Fee-Guardian	
35130	Fire Education/Daycare Centers	
35140	Fire Brigade Training	
35150	Alarm Connection Fees	
35160	Warrants	
35170	False Alarm Fees	
35180	Applicant Fees	
35190	Animal Enforcement Fees	
35200	Reimbursement For Services Rendered	
	- Crossing Guards	
	- Police Services	
	- Police Reimbursement	
	- Hap Reimbursement	
	- General Authority Reimbursement	
	- Sewer Authority	
	- Redevelopment Authority	
	- D.A. Domestic Violence	10022
	- D.A. Drug Task Force	10023
	- D.A. Drug Task Force Overtime	10044
	- D.A. Weed & Seed/Daryman	10024
	- D.A. Weed & Seed Overtime	10045
	- School Resource Officer - William Penn H. S.	10046
	- Specda	10026
	- D.A. - Peddicord	10048
	- D.A. - Community Policing	10052
35210	Police Reimbursement - Housing Authority	
35211	Police Reimbursement - Services Rendered	
35212	Police	
35213	Police Reimbursement - Tobacco Compliance	
35214	Police Reimbursement - OCDETF	
35215	Fire Reimbursement - Over Time	
35216	Police Reimbursement - PSN Gang	
35220	Police Reimbursement - Traffic Safety	
35230	Police Reimbursement - Mpoetc	
35231	Police Reimbursement - Mpoetc Travel	
35232	Police Reimbursement - U. S. Marshals Service	

Revenue		
Account Number	Description	Cost Center
35233	Police Reimbursement - County of York-09 JAG	
35234	Police Reimbursement - Aggressive Driving	
35240	Traffic Control	00020
	- North York Borough	00021
	- Spring Garden Township	00019
	- Manchester Township	00023
	- West Manchester Township	00022
	- Springettsbury Township	
35250	Automotive Work	
	- Highway	
	- Liquid Fuels	
35251	Automotive -Gasoline	
35260	Electrical Services	
35270	Building & Maintenance - Liquid Fuels	
35280	Clean & Seal	
35290	Sewer Fees	
35300	Refuse Fees	
35310	Collection Fees	
	- Cga	
	- Penn Credit	
35320	Hazardous Waste Fees	
35321	Stormwater Fees	
35330	Tax Collection Fees - County	
35340	Tax Collection Fees - School	
35341	Tax Collection Fees - YBIDA	
35350	Tax & Sewer Certification/Copying	
35360	Data File Service Fees	
35370	Reserve Charge	00020
	- North York Borough	00024
	- West York	00023
	- West Manchester Township	00021
	- Spring Garden Township	00019
	- Manchester Township	00025
	- York Township	00026
	- York City	
35380	Treatment Charge	00020
	- North York Borough	00024
	- West York	00023
	- West Manchester Township	00021
	- Spring Garden Township	00019
	- Manchester Township	00025
	- York Township	00026
	- York City	
35390	Sewer Charge	00020
	- North York Bureau	00024
	- West York	00023
	- West Manchester Township	00021
	- Spring Garden Township	00019
	- Manchester Township	00025
	- York Township	00022
	- Springettsbury Township	
35400	Debt Service	00020
	- North York Borough	00024

Revenue		
Account Number	Description	Cost Center
	- West York	00023
	- West Manchester Township	00021
	- Spring Garden Township	00019
	- Manchester Township	00025
	- York Township	00022
	- Springettsbury Township	
35410	Capacity Sale	
	- Springettsbury Township	
35420	Flow Meters	
35430	Mipp Sample/Analytical Fee	
35440	Equipment Rental	00109
	- Skate	00088
	- Pool Miscellaneous	00000
	- Other Equipment	
35450	Memberships	00088
	Pool	
35460	Admission	00092
	- Softball	00088
	- Pool	00104
	- Ice Rink	00099
	- Parking	
35470	Concessions	
35480	Classes/Lessons	
35490	Facility Rental	00104
	- Ice Rink	00097
	- Grimes Gym	
	- Other Facility Rental	
35500	Advertisements	
35501	Video	
35502	Vending	
35510	Accessories	
35511	No Parking Sign Fee	
35512	Recreation Fee in-lieu of	
35520	City Lot Revenue	00037, 00038, 00039
	- Lots 12, 16, 18	
35530	Transient Parking	00040
	- Market St	00041
	- Philadelphia St	00042
	- King St	
35531	Special Revenue Parking	
	- Philadelphia St	00041
	- King St	00042
35532	Night Parking	
35533	Strand Capitol	
35540	Monthly Parking	
	- Market St	00040
	- Philadelphia St	00041
	- King St	00042
35550	Park & Shop	
	- Market St	00040
	- Philadelphia St	00041

Revenue		
Account Number	Description	Cost Center
	- King St	00042
35560	Punch Card Parking	
35570	Access Card Deposits	
35580	96 S George St	
35590	Lot Revenue	00046-00059
	- Lots 1, 2, 3, 4, 5, 7, 8, 9, 11, 13, 14, 15, 17, 21 (General Authority)	
35991	Lot Option	
35600	Street Meter	
35610	Meter Bag Rental-GA	
35620	Lot Meters	00060-00064
	- Lots 6, 9, 10, 19, Non-Core Stickers (General Authority)	
35621	Meter Permit-Core	
35622	Meter Permit-Non Core	
35623	Meter Permit-Non Core Guest	
35630	Surcharge	
35640	Construction Board of Appeals Fees	
35650	Miscellaneous Services	
35651	Hydrant Fees	
35652	Street Light Fees	
35653	Fire Codes Fee	
35654	Residential Parking Permits	
35655	Residential Handicapped Parking Permits	
35656	Studio Rental	
35657	Grant Administrative Fees	
36000	Contributions/Donations	
36010	Housing Authority - Payments In Lieu Of Taxes	
36020	Church Contribution	
36030	Public/Private Contribution	
36031	YCHRC-Contributions Project Lemonade	
36032	YCHRC-Contributions Unity March	
36033	Contributions in Lieu of Taxes	
36040	Business Contribution	
36050	Not-For-Profit Organization Contributions	
36060	Weyer Trust Contribution	
36070	Keystone Opportunity Zone - Payments in Lieu of Taxes-City	
36071	Keystone Opportunity Zone - Payments in Lieu of Taxes-School	
36072	Keystone Opportunity Zone - Payments in Lieu of Taxes-County	
36073	YMCA Pilot Program-City	
36074	YMCA Pilot Program-School	
36080	Sponsorships	
37000	Sales/Sundry Receipts	
37001	Miscellaneous Revenue	
37010	Pro Shop Sales	
37020	Police/Fire Report Sales	
37030	Map/Ordinances	
37050	Subdivisions	

Revenue		Cost Center
Account Number	Description	
37060	Leaf Bags	
37070	Other - Sales	
37080	Miscellaneous	
37081	Miscellaneous-Demolition	
37082	Miscellaneous-Options	
37083	Miscellaneous-HOME Program Sponsors	
37084	Miscellaneous-HOME Program Application Fees(Homeowners)	
37090	Health Services	
37100	Sales Tax	
37110	Overages/Shortages	
37111	Duplicates/Overpayments	
37120	Fingerprinting	
37130	Promotional Sales	
37140	Lease Rebate	
37150	YCRC Proceeds	
37151	Electric-Demand Response	
37152	Renewable Energy Credit	
37153	Escheats	
37154	Property Proceeds	
37155	Ostara-Phosphorus Recovery	
37156	Credit Interest Payment(IRS)	
37999	Pending Revenue	
38000	Loans, Program Income, Rent	
38001	Rental Income	
38010	Snyder Building Loan	
38020	Dyncorp Loan 753	
38030	Dyncorp Loan 755	
38040	High Risk Loan	
38050	Cdbg Rental Rehab	
38060	Phfa Rental Rehab	
38070	Program Income	
38080	Loans - Other	
38090	Rent	
38091	Leases	
39000	Reimbursements/Interfund Transfers	
39010	Retiree/Health Insurance Reimbursements	
39020	Employee/Health Insurance Reimbursements	
39030	Cobra Reimbursements	
39040	Overpaid Health Claims Reimbursements	
39041	Prescription Plan	
39042	Stop Loss Claims Reimbursement	
39050	Worker 's Comp Reimbursements	
39060	Other Insurance Premium Reimbursements	
39070	Damage Claim Reimbursements	
39071	Damages From Litigation	
39080	Expense Reimbursements - Other	

Revenue		Cost Center
Account Number	Description	
39081	GA Reimbursement - Admin/Operating	
39082	GA Reimbursement - Capital Improvements	
39083	GA Reimbursement - Other Reimbursable Admin	
39084	Reimbursement-Lead Testing	
39085	Reimbursement-Flow Monitors	
39086	Reimbursement-Entitlement(not from HUD)	
39087	Reimbursement-Sewer Authority	
39088	Reimbursement-96 S. George	
39089	Reimbursement-Closing of Self Insurance Escrow Account	
39090	Transfer From General	
39100	Transfer From Recreation	
39110	Transfer From State Health	
39120	Transfer From Cdbg	
39121	CDBG Reimb - Admin/Int Services	
39122	CDBG Reimb - BHS Program Delivery	
39123	CDBG Reimbursement	
39124	State Health Reimbursement	
39125	FHAP Reimbursement-Administrative	
39126	CDBG Reimb-Planning Admin	
39127	CDBG-R Admin/Int Services	
39130	Transfer From Cdbg Rental Rehab	
39140	Transfer From Home	
39141	HOME Reimb - Admin/Int Services	
39142	HOME Reimb - BHS Program Delivery	
39143	HOME Reimbursement	
39144	HPRP Reimb-Admin/Int Services	
39150	Transfer From Sewer	
39160	Transfer From Imsf	
39170	Transfer From Weyer Trust	
39171	Transfer From York City Sewer Authority	
39172	Transfer From Redevelopment Authority	
39173	Transfer From EPA Escrow	
39174	Transfer From Capital	
39175	Transfer From Human Relations-FHAP	
39176	Transfer From 1998 Bond Issue Sinking Fund	
39177	Transfer From Special Projects	
39178	Transfer From Ice Rink	
39179	Transfer From Internal Services	
39180	Cooperative Marketing Expense Reimbursements	
39181	Transfer from 2010 Bond Issue	
39182	Transfer from Debt Service	
39183	Transfer from White Rose Community Television	
39184	Transfer-OPEB Allocations-FOP	
39185	Transfer-OPEB Allocations-IAFF	
39186	Transfer-OBEP Allocations-YCEU	
39187	Transfer-OPEB Allocations-YPEA	

Revenue		
Account Number	Description	Cost Center
39188	Transfer-OPEB Allocations-IBEW	
39189	Transfer-OPEB Allocations-NAFF	
39190	Investment Redemption	
39191	Proceeds From Issuance of Debt	
39192	Transfer From Conduit Fund	
39193	Proceeds From Lease	
39194	Transfer from Operating Fund	
39195	Proceeds From Loan	
39196	Proceeds From Sale of Fixed Assets	
39197	Transfer From Parking Fund	
39198	Reimbursement-RDA	
39998	Gain on Investment	
39999	Operating Transfer In	

CITY OF YORK
CHART OF ACCOUNTS
EXPENSE ACCOUNT NUMBER
(REVISED 11/7/16)

Expense	
Account Number	Description
40000	Payroll
40010	Salaries/Wages
40020	Part Time Employees
40030	Overtime
40040	Shift Differential
40041	Specialty Pay
40050	Vacation
40051	Vacation-Buy Out
40060	Holiday
40070	Sick
40080	Bereavement
40090	Workmen's Compensation
40100	Court Appearance
40110	Call Back
40120	Pension Pay
40130	Disability
40140	Widows
40150	Contingency
40151	Contingency-Arbitration
40160	Reimbursable Overtime
40170	Union Activities
40180	Jury Duty
40190	Arbitration Awards
41000	Fringe Benefits
41010	Fica
41020	Police Pension
41021	Police Pension-credit
41030	Fire Pension
41040	O & E Pension
41050	Health/Dental/Vision Insurance Paid Claim
41060	Life Insurance
41070	Stop Loss Insurance
41080	Health Administrative
41090	Workmen's Comp Insurance
41100	Unemployment Insurance
41110	Prescription Paid Claims
41120	Laundry Cleaning
41130	Clothing/Shoes/Uniforms/Equipment
41140	Tuition Reimbursement

Expense	
Account Number	Description
41150	OPEB-FOP
41151	OPEB-IAFF
41152	OPEB-YCEU
41153	OPEB-YPEA
41154	OPEB-IBEW
41155	OPEB-NAFF
42000	Professional Services
42010	Architectural/Engineering/Consultant
42020	Attorney
42030	Medical/Dental/Psyche
42040	Audit
42041	Accounting
42050	Arbitration
42060	Property Settlement
42070	Other Professional Services <ul style="list-style-type: none"> - Zoning Board - Codification - Recording - Transcript - Government Mandated
42071	Other Professional Services-Engineering Reviews/Inspection
42072	Other Professional Services-Grease Trap Inspection
42073	Other Professional Services-License-Rentals
42074	Other Professional Services-Inspection-Rentals
42075	Other Professional Services-Inspection-UCC
42076	Other Professional Services Funding
42080	Collection Fees
43000	Special Items
43010	Travel
43011	Travel-MOPETC
43012	Travel & Training
43020	Training
43021	Certifications
43030	Contributions
43031	Volunteer Fire Relief
43040	Pa Sales Tax
43050	Self-Insured Losses
43051	Occupational & Employee Safety
43060	Administrative Charge
43061	Operating Expenditures(GA)
43062	Operating Expenditures-Other(GA)
43070	Police Special Task
43071	Police-Tobacco Compliance
43080	Internal Services Allocations
43090	Indirect Costs
43100	Contributed Capital
43110	Trustee Fees
43120	Interest Expense

Expense	
Account Number	Description
43130	Principal Expense
43131	Sewer Debt
43132	Guaranteed Bond Expense
43140	Loan Repayments
43150	Interfund Transfer
43151	Transfer to Sewer Authority-M&T
43160	Other Special Items <ul style="list-style-type: none"> - Liens - Relocation - Animal Enforcement/Spca
43161	Litigation Expense
43162	Escheat to State
43163	Parking Tax Expense
43164	Parking License Fees
43170	Refunds
43171	Refunds-Exonerations
43172	Refunds-Act 13
43173	Refunds-Miscellaneous
43180	Refunds-Subrecipient Grants
43181	Refunds-Subrecipient Grants-AHEAD
43182	Refunds-Subrecipient Grants-Crispus Attucks
43183	Refunds-Subrecipient Grants-Crispus Attucks PATHS
43184	Refunds-Subrecipient Grants-York County Juvenile Probation
43185	Refunds-Subrecipient Grants-York County Sheriff's Departmen
43186	Refunds-Subrecipient Grants-Shiloh
43187	Refunds-Subrecipient Grants-Community Progress Council
43188	Refunds-Subrecipient Grants-ANA
43189	Refunds-Subrecipient Grants-York County TREND
43190	Central Services Allocations
43191	Info Systems Allocations
43192	Human Resources Allocations
43193	Insurance Allocations
43194	Bus Admin Allocations
43195	OPEB Allocations-FOP
43196	OPEB Allocations-IAFF
43197	OPEB Allocations-YCEU
43198	OPEB Allocations-YPEA
43199	OPEB Allocations-IBEW
43200	Merchant/Bank Fees
43201	OPEB Allocations-NAFF
43202	Refunds-Subrecipient Grants-Community Progress Council TA
43203	Refunds-Subrecipient Grants-NRC(pilot program Northeast NA
43204	Refunds-Subrecipient Grants-Council of Churches
43205	Refunds-Subrecipient Grants-Crispus Attucks Curfew Center
43206	Refunds-Subrecipient Grants-Penn State Evaluations
43207	Refunds-Subrecipient Grants-Helping Hands

Expense	
Account Number	Description
43208	Refunds-Subrecipient Grants-Temple of Grace
43209	Refunds-Subrecipient Grants-Jefferson Center
43210	Bad Check Reimbursement
43211	Refunds-Subrecipient Grants-Assessment Analysis
43212	Refunds-Subrecipient Grants-Memorial Hospital
43213	Refunds-Subrecipient Grants-Junior Achievement
43214	Refunds-Subrecipient Grants-Community Progress Council Ou
43215	Refunds-Subrecipient Grants-Housing Authority of York
43216	Refunds-Subrecipient Grants-Lincoln Charter School
43217	Refunds-Subrecipient Grants-YWCA-Temple Guards
43218	Refunds-Subrecipient Grants-L.I.F.E.
43219	Refunds-Subrecipient Grants-Urban 4-H
43220	Prize Money
43230	TIF Payments
43231	KOZ Payments
43232	YMCA Pilot Program Payments
43233	Housing Authority in Lieu of Taxes Payments
43240	Finance Charges/Late Fees
43250	Depreciation Expense
43260	Deficit Reduction
43270	Preventive Maintenance-Interceptors
43280	Repair-Interceptors
43290	Honor Guard
43300	Communities That Care
43301	Drug Free Years
43302	Parents Who Care
43303	CPC Program
43304	Crispus Attucks Program
43305	Spanish American Center Program
43306	York City Rec. Corp. Program
43307	SGSCP Program
43308	Lead Hazard Control Program
43309	Façade Improvements
43310	Infrastructure/Sidewalks/Paving
43311	Goodridge Museum
43312	Albemarle Park Improvements
43313	Downtown Lights
43314	Rail Trail Lights
43315	Home Owners Maximizing Equity Program
43316	Queen Street Project
43317	Memorial Park Project
43320	Refunds-Subrecipient Grant-Central Market
43321	Refunds-Subrecipient Grants-Penn Street Farmers' Market
43322	Refunds-Subrecipient Grants-Lincoln Charter School PTO/PAC
43323	Refunds-Subrecipient Grants-Salvation Army(after school prog

Expense	
Account Number	Description
43324	Refunds-Subrecipient Grants-YWCA-Girls on the Run
43325	Refunds-Subrecipient Grants-YWCA-After School Swimming
43400	Partnership Initiatives-FHAP
43401	Case Processing-FHAP
43402	Education and Outreach-FHAP
43403	Enforcement Efforts-FHAP
43404	Allocation Contingency
43405	OPEB Allocation Contingency
43406	OPEB Funding
43500	Personnel Costs
43501	Utility Costs
43502	Operating Costs
43990	Pending Expense
43998	Operating Transfer Out
43999	Special Items
44000	Contractual Services
44010	Postage/Shipping
44020	Printing/Binding
44030	Association Dues/Conferences
44040	Advertising
44050	Telephone
44060	Water
44070	Electric-Buildings
44080	Electric-Industrial Park
44090	Electric-Traffic Signals
44100	Electric-Street
44110	Electric-Park
44120	Electric-Ball Fields
44130	Electric-Underground
44140	Electric-Fire Alarms
44150	Electric-Sirens
44160	Natural Gas/Heating Fuel
44170	Building Rent
44180	Vehicle/Equipment Rental
	- Auto/Office/Copier/Fax/Other
44190	Building Repair Service
44200	Vehicle Repair Service
44210	Other Repair Service
	- Office Equipment
	- Elevators
44220	Sludge Disposal
44230	Laboratory Fees
44240	Co-Gen Services
44250	Refuse Collection
44260	Refuse Disposal
44270	County Landfill

Expense	
Account Number	Description
44280	Data Processing
44290	Township Sewer Agreement
44300	Sewer Treatment
44310	Radio Communications
44320	Entertainment
44330	Property Insurance
44340	Vehicle Insurance
44350	Bond Insurance
44360	General Liability Insurance
44370	Health Profession Liability Insurance
44380	Police Profession Insurance
44390	Public Official Insurance
44391	Insurance Fees
44400	Other Contractual Services
	- Messenger
	- Permit Fees
	- Civil Service Exams
	- Elevator Inspection
	- Clean Up
	- Alarm Services
	- Janitorial Services
44410	Flood Pump Stations
44411	WWTP Process Improvements
44420	AT&T Wireless
44430	Maintenance Contracts
44440	Civil Service Expenses
44441	Credit Card Expenses
45000	Supplies/Materials
45010	Food
45020	Office/Data Processing
45030	Horticultural
45040	Electrical Supplies
45050	Janitorial Supplies
45060	Paint/Paint Supplies
45070	Recreational Supplies
45071	Weights
45080	Purchases For Resale
45090	Books/Subscriptions
45100	Plumbing Supplies
45110	Medical Supplies
45120	Vehicle Parts/Accessories
45130	Vehicle Fuels
45140	Lumber/Hardware/Bldg Alteration Materials
45150	Street/Highway Material
	- Salt/Calcium Chloride
45160	Signs
45170	Tools
45180	Weapons/Ammunition-all inclusive

Expense	
Account Number	Description
45190	Photography/Supplies
45191	Forensic Supplies
45200	Cement/Concrete/Stone
45210	Chemicals <ul style="list-style-type: none"> - Acetylene/Oxygen - Liquid Chlorine - Aluminum Chloride - Ferrous Sulfate - Liquid Oxygen
45220	Polymer
45230	Sanitary Sewer Supplies
45240	Parking Supplies
45250	Meter Parts
45260	Laboratory Supplies
45270	Maintenance Materials Park Fields
45280	Machinery Supplies <ul style="list-style-type: none"> - Conveyor Parts - Equipment Filters - Engine/Motor Parts - Pumps Parts - Lubrication Supplies - Bearings - Valves
45290	Traffic Controller
45300	Other Supplies/Materials <ul style="list-style-type: none"> - Civic Expense - Flags/Banners/Etc. - Drafting Supplies - Miscellaneous Supplies/Repair Parts - Fire Extinguisher Parts - Hose - Recycling Containers - Accessories - India
45310	Copier/Fax Supplies
45320	Broadcast Supplies
46000	Capital Equipment
46100	Vehicles <ul style="list-style-type: none"> - Cars - Tractors - Trucks - Firefighting Equipment
46101	Vehicle/Lease Purchase
46110	Office Equipment/Furniture <ul style="list-style-type: none"> - Printing/Copying Equipment
46111	Clothing/Shoes/Uniforms/Equipment
46120	Data Processing Equipment
46121	Data Processing Software
46122	Data Processing Software Maintenance
46130	Communication Equipment
46131	Broadcast Equipment
46140	Laboratory Equipment
46150	Parks/Recreation Equipment

Expense	
Account Number	Description
	- Pool Equipment
46160	Shop Machinery Equipment
46170	Other Capital Equipment
47000	Capital Construction
47100	Land Acquisition/Improvements
47110	Building Acquisition/Improvements
47120	Construction
47121	Market Street Two Way
47130	Other Capital Construction
47150	Parking Project
48000	Cdbg and Home
48000	Subrecipient Grants-Crispus Attucks
48001	Subrecipient Grants-Access York
48002	Subrecipient Grants-Housing Council of York
48003	Subrecipient Grants-Literacy Council
48004	Subrecipient Grants-Main Street York
48005	Subrecipient Grants-Spanish American Center
48006	Subrecipient Grants-Community Progress Council
48007	Subrecipient Grants-Historic York
48008	Subrecipient Grants-YMCA-CDC
48009	Subrecipient Grants-Community First Fund
48010	Subrecipient Grants-Crispus Attucks Employment
48011	Subrecipient Grants-West Bank Neighborhood
48012	Subrecipient Grants-York Area Development Corporation
48013	Subrecipient Grants-YWCA
48014	Subrecipient Grants-South George St Community Partnership
48015	Subrecipient Grants-YCDC
48016	Subrecipient Grants-Salvation Army
48017	Subrecipient Grants-American Red Cross
48018	Subrecipient Grants-Yorkarts
48019	Subrecipient Grants-Restor
48020	Subrecipient Grants-Northwest Neighborhood
48021	Subrecipient Grants-Family Service Partners
48022	Subrecipient Grants-York Foundation
48023	Subrecipient Grants-York City Permits
48024	Subrecipient Grants-Crispus Attucks Housing Rehab
48025	Subrecipient Grants-Planned Parenthood
48026	Subrecipient Grants-C. A. Micro Enterprise
48027	Subrecipient Grants-Temple Guards
48028	Subrecipient Grants-Human Relations Commission
48029	Subrecipient Grants-Wellington Youth Program
48030	Subrecipient Grants-Historic Preservation
48031	Subrecipient Grants-YWCA Renaissance Park
48032	Subrecipient Grants-Bell Socialization
48033	Subrecipient Grants-Public Works/Recreation

Expense	
Account Number	Description
48034	Subrecipient Grants-Martin Library
48035	Subrecipient Grants-Public First Tee Golf
48036	Subrecipient Grants-Police-Codes
48037	Subrecipient Grants-AHEAD
48038	Subrecipient Grants-White Rose Senior Center
48039	Subrecipient Grants-Delphia Management/Dutch Kitchen
48040	Subrecipient Grants-Friends Organization
48041	Subrecipient Grants-Rental Assistance Programs
48042	Subrecipient Grants-York Homebuyers Assistance Program-CP
48043	Subrecipient Grants-Grow York Program
48044	Subrecipient Grants-Youth Intern Program
48200	Playground Equipment
48201	ADA Curb Ramps
48202	Public Facility Improvements
48203	Infrastructure-Sidewalks/Paving
48204	Demolition
48205	Acquisition
48206	Disposition
48207	Clean and Seal
48208	Lead Paint Program
48209	HIV Testing
48210	Community Policing Outpost
48211	Street Crime Reduction Team Unit
48212	Loan Guarantee Program
48213	Façade Program
48214	Section 108 Repayment
48215	CDBG Rental Rehabilitation Program
48216	Unallocated CDBG Funds
48217	Homebuyer Assistance Program
48218	Home-Rental Rehabilitation
48219	CHDO Set Aside
48220	Adopt-A-House
48221	Property Stabilization
48222	CHDO Operating
48223	Home-Single Family Rehab
48224	Home-Fairmount Rental
48225	Vehicles
48226	Home-Crispus Attucks CDC-Housing
48227	Permits-Clean and Seal
48228	CDBG Single Family Rehab
48229	Police Patrol
48230	RDA Administration
48240	Program Delivery
48241	BHS 3/2 Program Delivery
48242	HOME Administrative

Expense	
Account Number	Description
48243	HOME-Housing Council of York-Program Delivery
48244	Acquisition Program Delivery
48245	Demolition Program Delivery
48246	Stabilization Program Delivery
48247	Gus's Rehab Project
48248	Home-Gus's Rehab Project
48249	Youth Intern Program-Program Delivery
48250	CDBG Admin Reimbursement
48251	Historic York-Admin
48260	Planning Administration
48261	West End Planning
48262	Housing Authority Codurus Homes Revitalization Study
48263	Relocation Program
48264	HOME-Program Delivery
48265	CDBG-Single Family Façade Improvement Program
48266	CDBG-Home Improvement Program
48267	CDBG-Home Improvement-Program Delivery
48270	York Arts
48271	CDBG Senior Citizen Housing Rehab
48272	Mental Health Association
48273	Old Towne Plaza
48274	HOME-Habitat for Humanity
48275	Hudson Park Towers-Rehab
48276	Equipment
48277	Y-CDC
48278	Park Improvements-Odeon Park
48279	Park Improvements-Linclon Park
48280	North Beaver Street(Streetscape)
48281	West Market Street(200/300 Block-Curb/Sidewalk
48282	First Time Homeownership
48283	Historic Fairmount Rental Project
48284	YCDC Rental Project
48285	West Market Street Revitalization
48286	Rehab of Penn Street Facility
48290	Public Recreational Programs
48291	York Housing Authority/CONE
48292	York Area Development Corporation
48293	HOME-YWCA Renaissance Project
48294	Delphia Management/Dutch Kitchen
48295	Park Improvements-Allen Park
48296	Park Improvements-Memorial Park
48297	YADC-Bell Socialization
48298	HICDC/Kings Mill Common
48299	PIRHL
48300	Administrative

Expense	
Account Number	Description
48301	Program Activities
48302	Public Services
48303	HOME-Community Progress Council
48304	HOME-Salvation Army
48305	George Street Commons LP
48306	HOME-Artspace
48307	HOME-Crispus Attucks-Boundary Project
48308	HOME-Unallocated Funds
49000	Pending

COST CENTERS

Revised 9-6-16

PROJECT	SUBSIDIZED PROJECTS	GRANT
# STAYS THE SAME	# STAYS THE SAME	# WILL CHANGE ACCORDING TO YEAR
(grants, allocations, donations, etc.)		
00001 WESTINGHOUSE	10001 ROOSEVELT AVE SEWER	200 99 CDBG-ADMINISTRATION
00002 SLUDGE DISPOSAL	10002 ARCH ST SEWER	201 99 CDBG-PROGRAM DELIVERY
00003 COGENERATION	10003 LF-MAJOR EQUIPMENT	202 99 CDBG-PUBLIC IMPROVEMENTS
00004 PREVENTATIVE MAINT	10004 LF-CLEANING	203 99 CDBG-HEALTH & SAFETY
00005 CONSTRUCTION REPAIR WORK	10005 LF-SNOW REMOVAL	204 99 CDBG-RESIDENTIAL REDEVELOPMENT
00006 INFLOW INFILTRATION	10006 LF-SIGNS	205 99 CDBG-PROPERTY MANAGEMENT
00007 PA1 CALLS	10007 LF-STORM SEWERS/DRAINS	206 99 CDBG-SUBRECIPIENT CONTRACTS
00008 SP-BICYCLE BOWLING PROGRAM	10008 LF-STREET REPAIRS	207 99 CDBG-OTHER
00009 SP-POLICE-SPECIAL PROJECTS	10009 LF-RESURFACING	208 99 HOME-1ST TIME HOME BUYERS
00010 SP-GUN BUYBACK PROGRAM	10010 LF-TRAFFIC SIGNALS	209 99 HOME-RENTAL REHAB
00011 CAP-REAL ESTATE TAX SYSTEM	10011 ADULT INJURY	210 99 HOME-ADMIN
00012 SP-GOLF TOURNAMENT	10012 AIDS COUNSELING & TESTING	211 99 HOME-CHDO
00013 SP-YARD SALE	10013 AIDS EDUCATION	212 99 HOME-OTHER
00014 SP-EMPLOYEE TRIPS	10014 CHILD & ADOLESCENT	213 99 HR-FHAP
00015 SP-CITY CLOCK	10015 CHOLESTEROL	200 00 CDBG-ADMINISTRATION
00016 SP-ICE RINK HOLIDAY PARTY	10016 HOME VISITOR	201 00 CDBG-PROGRAM DELIVERY
00017 SP-NASCAR	10017 STATE HEALTH	202 00 CDBG-PUBLIC IMPROVEMENTS
00018 SP-TOURISM	10018 IMMUNIZATION	203 00 CDBG-HEALTH & SAFETY
00019 MANCHESTER	10019 LEAD	204 00 CDBG-RESIDENTIAL REDEVELOPMENT
00020 NORTH YORK BOROUGH	10020 CANCER CONTROL	205 00 CDBG-PROPERTY MANAGEMENT
00021 SPRING GARDEN	10021 CRIME PREVENTION	206 00 CDBG-SUBRECIPIENT CONTRACTS
00022 SPRINGETTSBURY	10022 DA DOMESTIC VIOLENCE	207 00 CDBG-OTHER
00023 WEST MANCHESTER	10023 DA DRUG TASK FORCE	208 00 HOME-1ST TIME HOME BUYERS
00024 WEST YORK	10024 DA WEED & SEED/DARYMAN	209 00 HOME-RENTAL REHAB
00025 YORK TOWNSHIP	10025 SCHOOL RESOURCE - SMITH M.S.	210 00 HOME-ADMIN
00026 YORK CITY	10026 SPECDA	211 00 HOME-CHDO
00027 CAP-VEHICLE REFURBISHING	10027 COPS UNIVERSAL	212 00 HOME-OTHER
00028 CAP-POLICE VEHICLES	10028 LOCAL LAW ENFORCEMENT BG	213 00 HR-FHAP
00029 CSC-MISC	10029 TROOPS TO COPS	215 99 CDBG - ECONOMIC DEVELOPMENT
00030 CSC-SUNSHINE COMMITTEE	10030 POLICE MAGLOCLIN	215 00 CDBG - ECONOMIC DEVELOPMENT
00031 CSC-EMPLOYEE PICNIC	10032 BI-BOUNDARY AVENUE	200 01 CDBG - ADMINISTRATION
00032 CSC-CAFÉ	10033 BI-CURBS & SIDEWALKS	201 01 CDBG - ADMINISTRATION BHS
00033 CSC-HEALTH WORKS	10034 BI-SIGN UPGRADE	202 01 CDBG-PUBLIC IMPROVEMENTS
00034 CSC-EMPLOYEE RECOGNITION	10035 BI-VISITOR CENTER	203 01 CDBG-HEALTH & SAFETY
00035 CSC-TRAINING	10036 BI-GEORGE STREET, ETC	204 01 CDBG-RESIDENTIAL REDEVELOPMENT
00036 GIS	10037 BI-FMIS	205 01 CDBG-PROPERTY MANAGEMENT
00037 LOT 12-700 E MASON AVE	10038 BI-FIRE TRUCKS	206 01 CDBG-SUBRECIPIENT CONTRACTS
00038 LOT 16-SMOKESTACK	10039 DCA-DYNOCORP EZ	207 01 CDBG-OTHER
00039 LOT 18-150 W MARKET ST	10040 DCA-DYNOCORP H&D	208 01 HOME-1ST TIME HOME BUYERS
00040 MARKET ST GARAGE	10041 DCA-HARB/CLG	209 01 HOME-RENTAL REHAB
00041 PHILA ST GARAGE	10042 DCA-EMERGENCY SHELTER	210 01 HOME-ADMIN
00042 KING ST GARAGE	10043 SP-BELL-POPLAR ST REHAB	211 01 HOME-CHDO
00043 LOTS	10044 D.A. DRUG TASK FORCE OVERTIME	212 01 HOME-OTHER
00044 STREET METERS	10045 D.A. WEED & SEED OVERTIME	215 01 CDBG-ECONOMIC DEVELOPMENT
00045 PEO	10046 SCHOOL RESOURCE - YORK HIGH	200 02 CDBG - ADMINISTRATION
00046 GA-LOT 1-1ST BLK E GAS AVE	10047 BODY ARMOR	201 02 CDBG - ADMINISTRATION BHS
00047 GA-LOT 2-300 W KING ST	10048 D. A. - PEDDICORD	202 02 CDBG-PUBLIC IMPROVEMENTS
00048 GA-LOT 3-143 S DUKE	10049 MPOETC	203 02 CDBG-HEALTH & SAFETY
00049 GA-LOT 4-HOWARD & NEWTON	10050 HONOR GUARD	204 02 CDBG-RESIDENTIAL REDEVELOPMENT
00050 GA-LOT 5-200 W KING ST	10051 BODY ARMOR 2	205 02 CDBG-PROPERTY MANAGEMENT
00051 GA-LOT 7-600 W MASON AVE	10052 D.A.COMMUNITY POLICING	206 02 CDBG-SUBRECIPIENT CONTRACTS
00052 GA-LOT 8-LAFAYETTE PLAZA	10053 CROSSING GUARDS	207 02 CDBG-OTHER
00053 GA-LOT 9-PARKLANE	10054 COPS MORE	208 02 HOME-1ST TIME HOME BUYERS
00054 GA-LOT 11-200 S DUKE ST	10055 LOCAL LAW ENFORCEMENT BG 2	209 02 HOME-RENTAL REHAB
00055 GA-LOT 13-KINGS MILL& MANOR	10056 POLICE-GAS MASKS	210 02 HOME-ADMIN
00056 GA-LOT 14-ST PAUL & PENN	10057 OSTEOPOROSIS	211 02 HOME-CHDO
00057 GA-LOT 15-300 W PRINCESS ST	10058 NURSE-FAMILY PARTNERSHIP	212 02 HOME-OTHER
00058 GA-LOT 17-200 W MASON AVE	10059 CHILDREN WITH SPECIAL NEEDS	215 02 CDBG-ECONOMIC DEVELOPMENT
00059 GA-LOT 21-COTTAGE PL WEST	10060 MIDDLE SCHOOL CAMP	216 02 CDBG-LEAD TESTING
00060 GA-LOT 6-LAFAYETTE METERS	10061 LOCAL LAW ENFORCEMENT BG 3	200 03 CDBG - ADMINISTRATION
00061 GA-LOT 9-PARKLANE METERS	10062 BUCKLE-UP	201 03 CDBG - ADMINISTRATION BHS
00062 GA-LOT 10-RESIDENTIAL CORE METERS	10063 DOMESTIC VIOLENCE	202 03 CDBG-PUBLIC IMPROVEMENTS
00063 GA-LOT 19-SUSQUEHANNA METERS	10064 WARRANT OFFICER	203 03 CDBG-HEALTH & SAFETY
00064 GA-NON-CORE METERS-STICKERS	10065 WEED & SEED-JUVENILE DELINQUENCY	204 03 CDBG-RESIDENTIAL REDEVELOPMENT
00065 GA-CYGA NON PARKING (REIMBURSE)	10066 CRISPUS ATTUCKS	205 03 CDBG-PROPERTY MANAGEMENT
00066 SP-MINOR LEAGUE BASEBALL	10067 YMCA	206 03 CDBG-SUBRECIPIENT CONTRACTS
00067 KOZ-ADMIN COSTS	10068 NEW COMMUNITIES	207 03 CDBG-OTHER
00068 ALL AMERICA CITY PROGRAM	10069 CRISPUS ATTUCKS-BOUNDARY AVE.-IDP	208 03 HOME-1ST TIME HOME BUYERS
00069 STRATEGIC PLAN	10070 TOBACCO CONTROL	209 03 HOME-RENTAL REHAB
00070 COMMUNITIES THAT CARE	10071 SEXUALLY TRANSMITTED DISEASES	210 03 HOME-ADMIN
00071 GOOD SPORTS LIMITED PARTNERSHIP	10072 GANG AWARENESS	211 03 HOME-CHDO
00072 CAP-LICENSES/PERMITS	10073 LOCAL LAW ENFORCEMENT BG 4	212 03 HOME-OTHER
00073 CAP-COMPREHENSIVE PLAN	10074 BIOTERRORISM	213 03 HR-FHAP
00074 CAP-USED VEHICLES-PERMITS	10075 COMM REVITALIZATION & ASSISTANCE	
00075 CAP-USED VEHICLES-PARKING	10076 CTC-YOUTH FORUM	215 03 CDBG-ECONOMIC DEVELOPMENT
00076 CAP-FIRE STATION ROOFS	10077 STRAND-CAPITAL RENOVATIONS	216 03 CDBG-LEAD TESTING
00077 CAP-HVAC FIRE STATION #2	10078 USA TEAM	
00078 FIRE EMERG MED SERVICE FOR CHILDREN	10079 COPS UNIVERSAL-2003	230 09 CDBG-R
00079 FIRE-RADIO BASE STATION	10080 COPS TECHNOLOGY	231 09 HPRP HOMELESS PREVENTION
00080 FIRE-RADIO UPGRADE	10081 LOCAL LAW ENFORCEMENT BG 5	
00081 CAP-VEHICLE LEASING (HIGHWAYS)	10082 FEMA FIRE GRANT	
00082 CAP-CONFLICT MONITOR TEST	10083 COMM REVITALIZATION & ASSISTANCE 2	300 01 CTC-WEED & SEED-JJDP
00083 LEAF & YARD WASTE	10084 WELLSPAN-HEALTHY YORK NETWORK	300 02 CTC-WEED & SEED-JJDP
00084 REC-ADMINISTRATION	10085 LEAD HAZARD CONTROL PROGRAM	300 03 CTC-WEED & SEED-JJDP
00085 REC-DISCOUNT TICKETS	10086 POLICE-ARSON	
00086 REC-ADOPTED BUDGET	10087 COPS IN SCHOOLS	301 02 WEED & SEED-PALS
00087 REC-YORKTOWNE CENTER	10088 LOCAL LAW ENFORCEMENT BG 6	301 03 WEED & SEED-PALS

PROJECT # STAYS THE SAME	SUBSIDIZED PROJECTS # STAYS THE SAME (grants, allocations, donations, etc.)	GRANT # WILL CHANGE ACCORDING TO YEAR
00088 REC-FARQUHAR PARK POOL	10089 ELM STREET PROJECT	301 04 WEED & SEED-PALS
00089 REC-PARKS MAINTENANCE	10090 COMM REVITALIZATION & ASSISTANCE 3	
00090 REC-RAIL TRAIL	10091 COMM REVITAL & ASSIST 4 RAIL TRAIL	
00091 REC-ATHLETICS	10092 VENTURE GRANT PROGRAM	
00092 REC-SOFTBALL	10093 GEOGRAPHIC INFO SYSTEM UPGRADE	
00093 REC-VOLLEYBALL	10094 FAIRMOUNT-YMCA	
00094 REC-TENNIS TOURNAMENTS	10095 NORTHWEST TRIANGLE REDEV PROJ	
00095 REC-MASON DIXON TOURNAMENT	10096 FIRE/POLICE ACADEMY	
00096 REC-BASKETBALL	10097 CRASH INVESTIGATE/RECONSTRUCT	
00097 REC-GRIMES GYM	10098 GREENTECH CENTER	
00098 REC-3 ON 3 BASKETBALL TOURNAMENT	10099 GREENTECH CENTER VANILLA BOXES	
00099 REC-MEM COMPLEX PARKING	10100 PRE ACT 47 EIP	
00100 REC-SPECIAL PROGRAMS	10101 MEMORIAL PARK	
00101 REC-CLASSES	10102 YOUTH POLICE ACADEMY	
00102 REC-ROTARY BUILDING	10103 IN CAR CAMERA TECHNOLOGY	
00103 REC-BATTING CAGES	10104 JUSTICE ASSISTANCE GRANT 10/04-9/08	
00104 REC-ICE RINK	10105 ELM STREET PARK/PLAZA	
00105 REC-BIRTHDAY PARTIES	10106 COMM REVITAL & ASSIST 5 FIRE VEHICLE	
00106 REC-LESSONS	10107 POLICE EXPLORERS	
00107 REC-PRO SHOP	10108 LCE-ALCOHOL PREVENTION	
00108 REC-PUBLIC SESSIONS	10109 BICYCLE HELMETS	
00109 REC-SKATE RENTAL	10110 RECYCLING GRANT-DEP	
00110 REC-YOUTH PROGRAMS	10111 PHILADELPHIA ST. STREETScape	
00111 REC-PLAYGROUNDS	10112 BOAT BASIN	
00112 REC-FISHING	10113 JUSTICE ASSISTANCE GRANT 10/05-9/09	
00113 REC-EASTER EGG HUNT	10114 G.R.E.A.T.-FEDERAL PROGRAM	
00114 REC-PRINCESS CENTER	10115 POLICE ON PATROL FY 2007	
00115 REC-SWIM CLUB	10116 SECURE OUR SCHOOLS FY 2006	
00116 REC-SUMMER MOVIES	10117 COPS TECH-IN CAR CAMERA FY 2006	
00117 REC-YOUTH CLASSES	10118 BASEBALL STADIUM-SOVEREIGN STADIUM	
00118 REC-SPECIAL EVENTS	10119 SALEM SQUARE PLANNING GRANT	
00119 REC-BOX LUNCH REVUE	10120 YOUTH POLICE ACADEMY 07-08	
00120 REC-HALLOWEEN PARADE	10121 JUSTICE ASSISTANCE GRANT 10/06-9/10	
00121 REC-YORKFEST	10122 COMM REVITAL & ASSIST POLICE 7/06-6/09	
00122 REC-STREET FAIR	10123 FARQUHAR PARK IMPROVEMENTS (RACP)	
00123 REC-YORK BIKE NIGHT	10124 DENTAL HEALTH	
00124 REC-FIRST NIGHT YORK	10125 DEP-WOODCHIPPER	
00125 SP-GRAFFITI REMOVAL	10126 DCED-POLICE VEHICLE 7/1/06-6/30/09	
00126 CAP-FARQUHAR PARK PATHWAYS PARCOURSE	10127 ELM STREET HABITAT FOR HUMANITY	
00127 CAP-VEHICLE LEASE/PURCHASE	10128 LCB-7/1/08-6/30/09	
00128 SP-MINI GRAND PRIX	10129 FEDERAL WEED AND SEED COMMUNITIES	
00129 SP-KEYS TO THE CITY	10130 PA WEED AND SEED-MICROENTERPRISE	
00130 CAP-FUEL MGMT SYSTEM	10131 PA WEED AND SEED-QUALITY OF LIFE	
00131 CAP-N. GEO. ST. BRIDGE AESTHETIC IMPROVE	10132 PA W&S-DELIQUENCY PREVENTION	
00132 CAP-BICYCLES	10133 COMM REVITAL&ASSIST FIRE VEHICLE6/10	
00133 CAP-SECURITY SYSTEM	10134 SHOTSPOTTER-FEDERAL	
00134 CAP-CLEANING EQUIPMENT	10135 DCED-SECURITY CAMERAS	
00135 CAP-MOTOR VEHICLE PARTS AND ACCESSORIES	10136 FIRE /RESCUE SERVICES-PREVENTION	
00136 CITY NEWSLETTER	10137 DCED-SECURITY ACCESS	
00137 CAP-NEW VEHICLES	10138 DCED-IMPROVED ONLINE PERMITS	
00138 COPIES	10139 COPS TECH-RECORDS MANAGEMENT	
00139 2 WAY MARKET STREET	10140 MEMORIAL PARK PROJECT	
00140 PARK IMPROVEMENTS-THACKSTON	10141 CONCERTS IN THE PARK	
00141 FLOOD PUMPING STATIONS	10142 FEDERAL W&S COMMUNITIES YR 2	
00142 CAP-FARQUHAR PARK GAZEBO	10143 PA WEED & SEED 2009/2010	
00143 CAP-PARK IMPROVEMENTS-MARTIN LUTHER KING	10144 JUSTICE ASSISTANCE GRANT 10/7-9/11	
00144 CAP-BUILDING IMPROVEMENTS	10145 DOJ QRT	
00145 CAP-FARQUHAR PARK POOL IMPROVEMENTS	10146 CRISPUS ATTUCKS EARLY LEARNING (RACP)	
00146 CAP-EQUIPMENT	10147 WEST END ELM PROJECT	
00147 REIMBURSABLE ADMINISTRATIVE EXPENSES-GA	10148 DEPT OF ENERGY-ECEBG	
00148 PROMOTIONAL ITEMS	10149 JUSTICE ASSISTANCE GRANT 10/1/09-9/30/13	
00149 REC-CHALK WALK	10150 2010 COPS HIRING PROGRAM	
00150 SP-WORLD WAR II MEMORIAL	10151 PA WEED & SEED 2010/2011	
00151 GA-CORE METER	10152 PRE ACT 47 EIP II	
00152 REC-COMPREHENSIVE PLAN	10153 RACP-CITY	
00153 SUSQUEHANNA COMMERCE CENTER	10154 FEDERAL W&S COMMUNITIES YR 3	
00154 PHYSICAL FITNESS EQUIPMENT	10155 COPS TECHNOLOGY-IN CAR CAMERAS	
00155 TRAFFIC CALMING	10156 PA WEED AND SEED 2011	
00156 POORHOUSE RUN	10157 JUSTICE ASSISTANCE GRANT 10/1/11-9/30/15	
00157 STORMWATER PROJECTS	10158 PENN PARK PROJECT	
00158 GAPP PROGRAM	10159 HUD-EDI MARKET GRANT	
00159 EMERGENCY POWER PLAN	10160 AFG-FEMA AND HOMELAND SECURITY(F/R)	
00160 SPECIAL PROJECTS	10161 JUSTICE ASSISTANCE GRANT 10/1/12-9/30/16	
00161 YCHRC-SPECIAL PROJECTS	10162 STATE FIRE GRANT 2012-138884 PEMA	
00162 4TH OF JULY FIREWORKS	10163 DCED EIP II INFORMATION SERVICES	
	10164 STATE FIRE GRANT 2013-PEMA	
00164 GREENWAY PROJECT	10165 JUSTICE ASSISTANCE GRANT 10/1/13-9/30/17	
00165 ANGELS OF THE PARK	10166 TUBERCULOSIS GRANT	
00166 NAFF	10167 JUSTICE ASSISTANCE GRANT 10/1/14-9/30/18	
00167 IBEW	10168 DCED GUS' BAR RENOVATION	
00168 YCEU	10169 STATE FIRE GRANT 2014-2015	
00169 YPEA	10170 DCED EIP II CONSULTING SERVICES	
00170 FOP	10171 THACKSTON PARK	
00171 IAFF	10172 TAP-BICYCLE IMPROVEMENTS	

PROJECT # STAYS THE SAME	SUBSIDIZED PROJECTS # STAYS THE SAME (grants, allocations, donations, etc.)	GRANT # WILL CHANGE ACCORDING TO YEAR
00172 HEALTH COST	10173 SAFER GRANT	
00173 YORKSCAPE-CLOCKS	10174 COPS HIRING	
00174 YORKSCAPE-JOHNNY UNITAS	10175 STATE FIRE GRANT 2015-2016	
00175 YORKSCAPE-WWII PLAQUE	10176 DCED EIP II ASSESSMENTS	
00176 YORKSCAPE-WWII MINI	10177 AFG-TRAINING	
00177 YORKSCAPE-STATE OF THE CITY	10178 HUD-LEAD GRANT	
00178 YORKSCAPE-RENAISSANCE		
00179 YORKSCAPE-MISCELLANEOUS		
00180 REDEVELOPMENT AUTHORITY	10182 DEP-RECYCLING GRANT	
00181 YORKSCAPE-LIGHT THE MURALS	10183 PENN DOT AUTOMATED RED LIGHT ENFORCEMENT	
00182 A TASTE OF YORK		
00183 HERITAGE WEEKEND	10184 JUSTICE ASSISTANCE GRANT 10/1/15-9/30/19	
00184 EMERGENCY MANAGEMENT	10185 JUSTICE ASSISTANCE GRANT 10/1/16-9/30/20	
00185 LITTLE LEAGUE PROJECT	19940 GA-MARKET STREET GARAGE	
00186 YORKSCAPE-COOKIE DOUGH	19941 GA-PHILADELPHIA STREET GARAGE	
00187 YORKSCAPE-COFFEE	19942 GA-KING STREET GARAGE	
00188 ROOSEVELT AVE. CORRIDOR STUDY	19943 GA-SIGNS	
00189 KOREAN WAR VET MEMORIAL	19944 GA-METERS	
00190 YORKSCAPE-SALEM SQUARE MONUMENT		
00191 ICE RINK-ADMISSIONS		
00192 ICE RINK-CONCESSIONS		
00193 ICE RINK-RENTAL		
00194 ICE RINK-PRO SHOP		
00195 ICE RINK-ADVERTISEMENTS		
00196 ICE RINK-VENDING		
00197 ICE RINK-SALES TAX		
00198 ICE RINK-MEMBERSHIPS		
00199 ICE RINK-ADULT HOCKEY		
00200 ICE RINK-USA HOCKEY		
00201 ICE RINK-CAMPS/CLINICS		
00202 ICE RINK-MISCELLANEOUS		
00203 ICE RINK-OTHER-SALES		
00204 ICE RINK-OVERAGE/SHORTAGE		
00205 ICE RINK-PARTIES		
00206 MAYOR'S CONVENTION		
00207 HOME PROGRAM		
00208 YOUTH PROGRAMS		
00209 QRT CALLOUTS		
00210 STREETScape IMPROVEMENTS		
00211 ALBEMARLE PARK		
00212 REHAB-HOMOWNER'S SHARE		
00213 MISCELLANEOUS		
00214 CROSSING GUARDS		
00215 FIRST CAPITAL SMOKIN' HAWGS BBQ & RIB FEST		
00216 MEMORIAL PARK EVENTS		
00217 ROOSEVELT AVE CONSTRUCTION		
00218 TWO WAY EAST MARKET ST. DESIGN		
00219 CONTRACTUAL SPECIALTY PAY		
00220 RADIO/COMMUNICATION EQUIPMENT		
00221 LAFAYETTE SCULPTURE		
00222 PAL MONUMENT		
00223 ADOPT-A-HOUSE		
00224 FIRE ESCROW		
00225 UNCLAIMED MONEY		
00226 2010 SEWER BOND		
00227 OVERPAYMENT/DUPLICATE PAYMENT		
00228 ARCH STREET INTERCEPTOR REPLACEMENT		
00229 PERSHING AVE. INTERCEPTOR REPLACEMENT		
00230 EAGLE FIRE STATION		
00231 NORTHWEST TRIANGLE TE PROJECT		
00232 RELOCATION(CITY OFFICES)		
00233 SPECIAL PROJECTS HEALTH		
00234 HOLLIDAY LUNCHEON		
00235 PAY BACK		
00236 CHERRY LANE IMPROVEMENTS		
00237 DOWNTOWN PATROL		
00238 RAIL CROSSING IMPROVEMENT		
00239 TRAINING		
00240 SMOKE ALARMS		
00241 CARDIO FITNESS TENNIS		
00242 DOWNTOWN COLLABORATIVE		
00243 BRING ON PLAY		
00244 ODEON PARK		
00245 CULTURE SHOCK		
00246 LABOR DAY EVENT		
00247 DUI INITIATIVE		
00248 RECREATION FEE IN LIEU OF		
00249 2017 Adopted Budget		
00250 CONDUCTORS KIOSK		

PROJECT # STAYS THE SAME	SUBSIDIZED PROJECTS # STAYS THE SAME <i>(grants, allocations, donations, etc.)</i>	GRANT # WILL CHANGE ACCORDING TO YEAR
00251 U.S. MARSHALS SERVICE		
00252 KIDS HOOKED ON FISHING		
00253 GOLD STAR PEACE GARDEN		
00254 SOUTH PINE ST. STREETScape		
00255 PEG STUDIO		
00256 YOUTH OUTREACH(POLICE DEPT)		
00257 YORK FEDERAL FELLOWS PROGRAM		
00258 COMMUNITY POLICING PARTNERSHIP		
00259 GANG PREVENTION INITIATIVE		
00260 US MARSHALS SERVICE 10/09-9/10		
00261 EMPLOYEE ACTIVITIES		
00262 TREEVITALIZE		
00263 ECONOMIC SUMMIT		
00264 ANA SIGN PROJECT		
00265 FLOWER PLANTER		
00266 GATES		
00267 JAZZ FEST		
00268 MENTOR YORK		
00269 NORTH GEORGE ST STREETScape		
00270 RESTAURANT WEEK		
00271 DIVERSITY		
00272 GARDEN TOUR		
00273 GUARANTEED ENERGY SAVINGS		
00274 ROOSEVELT AVE. STORM WATER		
00275 WORKINGS OF THE HUMAN RELATIONS COMMISSION		
00276 HUMAN RELATIONS COMMISSION SPECIAL PROJECTS		
00277 FITNESS CENTER		
00278 CITY MONTAGE		
00279 ROUTE 30 AND FAIRLANE DRIVE ENGINEERING STUDY		
00280 JACKSON ST. PLAN		
00281 PLAY STREETS		
00282 TELECOMMUNICATIONS CONSULTANT		
00283 EMERGENCY HEALTH SERVICES FEDERATION		
00284 BEATS FOR BULLETS		
00285 FAITHNET		
00286 THACKSTON PARK		
00287 ROLLER RINK		
00288 REDEVELOPMENT AUTHORITY -WEAVER'S LOT 18		
00289 WEIGHTWATCHERS		
00290 REDEVELOP AUTHORITY-43-45 W MARKET ST LOT 19		
00291 YOUTH POLICE ACADEMY		
00292 THIRD PARTY INSPECTIONS		
00293 BICYCLE INFRASTRUCTURE IMPROVEMENTS		
00294 CHILDHOOD OBESITY PREVENTION PROGRAM		
00295 WWTP PROCESS CONTROL SYSTEM		
00296 POLICE-EQUITABLE SHARING AGREEMENT		
00297 EMERGENCY HEALTH SERVICES FED 2013-2014		
00298 YORK CITY LITTLE LEAGUE		
00299 REDEVELOP AUTHORITY-736 W PHILA ST LOT 20		
00300 CREDIT CARD-MAYOR		
00301 CREDIT CARD-BUSINESS ADMINISTRATOR		
00302 CREDIT CARD-ECON/COMM DEVELOPMENT		
00303 CREDIT CARD-PUBLIC WORKS		
00304 CREDIT CARD-POLICE		
00305 CREDIT CARD-FIRE		
00306 MURAL LIGHTING		
00307 NORTH BEND OPPORTUNITY AREA/GREEN ACTION PLANNING PROJECT		
00308 STORMWATER MANAGEMENT		
00309 RAIL TRAIL CONSTRUCTION		
00310 MARKET STREET PAVING		
00311 YORK BUSINESS ACADEMY		
00312 EMBRACING AGING		
00313 CREATIVE IMPACT		
00314 BUDDY BENCH		
00315 SUMMER INTERNS		
00316 POLICE-DONATIONS-SPECIAL PROJECTS		
00317 NORTH GEORGE ST. IMPROVEMENTS		
00318 NATIONAL NETWORK FOR SAFE COMMUNITIES		
00319 PROJECT LAZARUS		
00320 HIGHMARK		
00321 MEMORIAL PARK PROJECT		
00322 RAIL TRAIL EXTENSION CONSTRUCTION PROJECT		
09999 PENDING COST CENTER		

Council of the City of York, PA.

Bill No. 26

Session 2016

Ordinance No. 22

Introduced By: _____



Date: **November 15, 2016**

AN ORDINANCE

Appropriating sums estimated to be required for the specific purposes of the City Government, hereinafter set forth during the year 2017, prohibiting certain transfers; providing for payment of bills contracted for in prior years; providing for distribution of items in the form of an analysis of various proposed items of revenue and expenditure consistent with the Optional Charter Plan of the City of York; providing for certification thereof to the Pennsylvania Department of Economic and Community Development; providing for the severability of the provisions hereof; repealing inconsistent ordinances; and providing the effective date hereof.

BE IT ORDAINED, by the Council of the City of York, Pennsylvania, and it is hereby ordained by the authority of same as follows:

SECTION 1: Adopting the General Fund Budget for fiscal year 2017 with appropriations totaling \$45,739,321, as more fully detailed below and in exhibit "A," "The City of York 2017 Budget," attached hereto and made part hereof.

Elected/Appointed	1,452,941
Business Administration	2,459,611
Economic/Community Development	3,908,225
Public Works	7,375,605
Police	18,254,876
Fire	12,288,063
Total	45,739,321

SECTION 2: Adopting the Recreation Fund Budget for fiscal year 2017 with appropriations totaling \$1,883,669 as more fully detailed in exhibit "A," "The City of York 2017 Budget," attached hereto and made part hereof.

SECTION 3: Adopting the Liquid Fuels Fund Budget for fiscal year 2017 with appropriations totaling \$1,138,825, as more fully detailed in exhibit "A," "The City of York 2017 Budget," attached hereto and made part hereof.

SECTION 4: Adopting the Degradation Fund Budget for fiscal year 2017 with appropriations totaling \$99,662, as more fully detailed in exhibit "A," "The City of York 2017 Budget," attached hereto and made part hereof.

SECTION 5: Adopting the State Health Fund Budget for fiscal year 2017 with appropriations totaling \$1,564,269, as more fully detailed in exhibit "A," "The City of York 2017 Budget," attached hereto and made part hereof.

SECTION 6: Adopting the CDBG Budget for fiscal year 2017 with appropriations totaling \$1,692,409, as more fully detailed in exhibit "A," "The City of York 2017 Budget," attached hereto and made part hereof.

SECTION 7: Adopting the HOME Fund Budget for fiscal year 2017 with appropriations totaling \$826,667, as more fully detailed in exhibit "A," "The City of York 2017 Budget," attached hereto and made part hereof.

SECTION 8: Adopting the Community Development Loan Funds for fiscal year 2017 with appropriations totaling \$46,375, as more fully detailed in exhibit "A," "The City of York 2017 Budget," attached hereto and made part hereof.

SECTION 9: Adopting the Debt Service Budget for fiscal year 2017 with appropriations totaling \$6,216,465, as more fully detailed in exhibit "A," "The City of York 2017 Budget," attached hereto and made part hereof.

SECTION 10: Adopting the Capital Projects Fund Budget for fiscal year 2017 with appropriations totaling \$2,968,131, as more fully detailed in exhibit "A," "The City of York 2017 Budget," attached hereto and made part hereof.

SECTION 11: Adopting the Sewer Fund Budget for fiscal year 2017 with appropriations totaling \$14,642,445, as more fully detailed in exhibit "A," "The City of York 2017 Budget," attached hereto and made part hereof.

SECTION 12: Adopting the Inter-Municipal Sewer Fund Budget for fiscal year 2017 with appropriations totaling \$9,122,736, as more fully detailed in exhibit "A," "The City of York 2017 Budget," attached hereto and made part hereof.

SECTION 13: Adopting the Sewer Transportation Fund Budget for fiscal year 2017 with appropriations totaling \$96,500, as more fully detailed in exhibit "A," "The City of York 2017 Budget," attached hereto and made part hereof.

SECTION 14: Adopting the Ice Rink Fund Budget for fiscal year 2017 with appropriations totaling \$886,157, as more fully detailed in exhibit "A," "The City of York 2017 Budget," attached hereto and made part hereof.

SECTION 15: Adopting the White Rose Community Television Fund Budget for fiscal year 2017 with appropriations totaling \$121,233, as more fully detailed in exhibit "A," "The City of York 2017 Budget," attached hereto and made part hereof.

SECTION 16: Adopting the Internal Services Fund Budget for fiscal year 2017 with appropriations totaling \$16,320,766, as more fully detailed in exhibit "A," "The City of York 2017 Budget," attached hereto and made part hereof.

Bill No. 26, Ordinance No. 22, Session 2016

SECTION 17: Adopting the Weyer Trust Fund Budget for fiscal year 2017 with appropriations totaling \$177,533, as more fully detailed in exhibit "A," "The City of York 2017 Budget," attached hereto and made part hereof.

SECTION 18: Funds appropriated by the 2016 budget document and encumbered by December 31, 2016, but unexpended, shall be deemed to remain appropriated for the encumbered use.

SECTION 19: The items herein contained shall be distributed by functions on a form prepared by the Business Administrator of the Department of Business Administration and then so certified to the Pennsylvania Department of Community and Economic Development, Harrisburg, Pennsylvania.

SECTION 20: If any provision of this ordinance, or the application thereof to any person or circumstances, is held invalid, the remainder of this ordinance and the application of such provision to other persons or circumstances shall not be affected hereby, and to this end the provisions of the ordinance are declared to be severable.


SECTION 21: All Ordinances or parts of ordinances inconsistent herewith, shall be and the same are hereby repealed to the extent of such inconsistency.

SECTION 22: This Ordinance shall take effect immediately upon its final passage.


PASSED FINALLY: December 6, 2017 BY THE FOLLOWING VOTE:

YEAS: Ritter-Dickson, Walker, Nixon, Nelson - 4

NAYS: Helfrich - 1



Michael Helfrich, President of Council

ATTEST:


Dianna Thompson-Mitchell, City Clerk

Presented to the Mayor for approval this 7th day of December 2016.

APPROVED:


Mayor

12/12/16
Date

VETOED:

Mayor

Date

Council of the City of York, PA.

Bill No. 27

Session 2016

Ordinance No. 26

***AMENDED**

Introduced By: _____

Date: **November 15, 2016**

AN ORDINANCE

Of the City of York, Pennsylvania, fixing the tax rate for all city purposes for the fiscal year, beginning the first day of January, 2017 and directing the collection of same

BE IT ORDAINED, by the Council of the City of York, Pennsylvania, and it is hereby ordained by the authority of same as follows:

SECTION 1: That a tax be and the same is hereby levied on all persons and property in the City of York, Pennsylvania, subject to taxation for the fiscal year beginning the first day of January, 2017 as follows:

- ❖ For operating purposes the sum of 15.4547 mils (.0154547) of assessed valuation, (or the sum of \$15.45 on each one thousand dollars of assessed valuation); and
 - ❖ For the payment of interest on bonded indebtedness and for sinking fund requirements for the payment of loans, the sum of 3.300 mils (.003300) of assessed valuation (or the sum of \$3.30) on each one thousand dollars of assessed valuation); and
 - ❖ For the funding of the parks and recreation programs, the sum of 1.00 mil (.00100) of assessed valuation (or the sum of \$1.00 on each one thousand dollars of assessed valuation),
 - ❖ The total for all purposes being the sum of nineteen and seventy-five hundredths*~~(.01975)~~ mils on each dollar of assessed valuation, (or the sum of \$19.75 on each one thousand dollars of assessed valuation).
- * (.0197547)**

Said tax shall be collected and paid into the Treasury of the City of York, in the manner provided by law, and shall be applied to the purposes aforesaid.

SECTION 2: This Ordinance shall become effective in accordance with the law.

PASSED FINALLY: **December 6, 2016** BY THE FOLLOWING VOTE:

YEAS: **Ritter-Dickson, Walker, Nixon, Nelson, Helfrich - 5**

NAYS: **None**


Michael Helfrich, President of Council

Presented to the Mayor for approval this **7th** day of **December 2016**.

Approved: _____

Mayor

Date


365

Vetoed: _____

Mayor

Date

ATTEST:


Dianna Thompson-Mitchell, City Clerk

2017 Adopted Budget

Council of the City of York, PA
Session 2016
Bill No. 23
Ordinance No. 23

INTRODUCED BY: Michael Ray Helfrich DATE: November 15, 2016


AN ORDINANCE

Amending Article 951.12 "Annual Collection Fee Schedule" of the York City Codified Ordinances to increase fees.

WHEREAS, Article 951.12 of the York City Codified Ordinances provides annual refuse fees for all persons owning property located within the City of York; and,

WHEREAS, it has been determined an increase is necessary to cover the cost of service;

NOW, THEREFORE, BE IT ORDAINED, by the Council of the City of York, Pennsylvania, that Article 951.12 "Annual Collection Fee Schedule" of the York City Codified Ordinances is hereby amended as follows:

951.12 ANNUAL COLLECTION FEE SCHEDULE.

All persons owning property located within the City shall pay the following fees, based on the category under which such property is classified, which fees are to be computed for each use as exists for each property. Costs are assessed to cover services including but not limited to administration, enforcement, curbside and dumpster collection, disposal fees, street sweeping, illegal dumping, yard waste collection, recycling, litter control and other sanitation costs.

<u>Classification</u>	<u>Fee Per Year</u>	<u>Fee Per Month</u>
Minimum (per unit)	\$ 99.00	\$ 8.25
Residential #1	322.20 (Base Rate)	26.85
Commercial #1	644.40 (Base Rate)	53.70
Residential #(X)	(X) x \$322.20 (Base Rate) = Annual Rate	
Commercial #(X)	(X) x \$644.40 (Base Rate) = Annual Rate	
Special Container	As set by the Public Works Director	

This ordinance shall become effective in accordance with the law.


PASSED FINALLY: **December 6, 2016**


BY THE FOLLOWING VOTE:

YEAS: **Ritter-Dickson, Walker, Nixon, Nelson, Helfrich - 5**

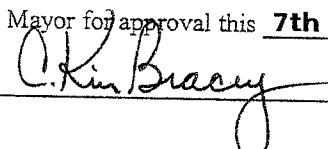
NAYS: **None**

ATTEST:


Michael Helfrich, President of Council


Dianna L. Thompson-Mitchell, City Clerk

Presented to the Mayor for approval this **7th** day of **December 2016**

APPROVED: 
Mayor

Date **12/12/16**

VETOED: _____
Mayor

Date _____

Council of the City of York, PA
Session 2016
Bill No. 24
Ordinance No. 24

INTRODUCED BY: Michael Ray Helfrich

DATE: November 15, 2016


AN ORDINANCE

Amending Article 933 "Sewer Rentals" of the York City Codified Ordinances to increase fees.

WHEREAS, Article 933 of the York City Codified Ordinances provides monthly sewer fees for all persons owning property connected to the sewer system and served with metered water service by the Water Company; and,

WHEREAS, it has been determined an increase is necessary to cover the cost of service;

NOW, THEREFORE, BE IT ORDAINED, by the Council of the City of York, Pennsylvania, that Article 933 "Sewer Rentals" of the York City Codified Ordinances is hereby amended as follows:

Section One: That Article 933.03 (a) "Annual Sanitary Sewer Rates" of the York City Codified Ordinances is amended as follows:

933.03 ANNUAL SANITARY SEWER RATES.

Rates for Domestic and Commercial Metered Water Users. All persons owning property used for domestic or commercial purposes which property is connected to the sewer system and served with metered water service by the Water Company shall pay a monthly rental for sanitary sewage service based on quantity of water used as evidenced by meter readings of water meters installed and maintained by the Water Company for the purpose of measuring water purchased from such Water Company and such other meters as may be installed pursuant to the provisions of this article, and subject to the minimum charges hereinafter provided as follows:

(a) Monthly quantity charge.

For each 1000 gallons per month: ~~\$8.75~~ \$9.15

(b) Minimum charge. All domestic and commercial users shall pay a minimum charge of \$18.00 per month which shall entitle such users to ~~2057~~ 1865 gallons per month sewer service.

(Ord. 29-2014. Passed 12-16-14.)

Section 2: That Article 933.04 (a) "Industrial Waste Discharge" of the York City Codified Ordinances is amended as follows:

933.04 INDUSTRIAL WASTE CHARGE.

(a) Sewer Rent or Charge for Industrial Wastes. The sewer rent or charge for the collection and treatment of industrial wastes discharged into the sewer system by industrial users, shall be a quarterly charge based upon the water consumption, adjusted for that portion determined to be sanitary sewage, of the property served and shall be computed at the following standard metered rates:

For each 1000 gallons per month: \$8.75 \$9.15
(Ord. 29-2014. Passed 12-16-14.)


Section 3: This ordinance shall become effective in accordance with the law.

PASSED FINALLY: **December 6, 2016**


BY THE FOLLOWING VOTE:

YEAS: Ritter-Dickson, Walker, Nixon, Nelson - 4


NAYS: Helfrich - 1


Michael Helfrich, President of Council

ATTEST:


Dianna L. Thompson-Mitchell, City Clerk

Presented to the Mayor for approval this 7th day of December 2016.

Approved: 
Mayor

12/12/16
Date

Vetoed: _____
Mayor

Date

Council of the City of York, PA
Session 2016
Bill No. 25
Ordinance No. 25

Renee Nelson

INTRODUCED BY: **Renee Nelson**

DATE: **December 6, 2016**

AN ORDINANCE

Amending Article 741 "Park Conduct" of the Codified Ordinances of the City of York, Pennsylvania, to update language to make it consistent with current laws and regulations.

WHEREAS, Article 741 "Park Conduct" of the York City Codified Ordinances was established for the purpose of regulating conduct within public parks in the City of York, and to provide for fees and penalties for violations thereto; and

WHEREAS, after review of the ordinance by city staff, recommendations were made to update language to make it consistent with current laws and regulations;

NOW, THEREFORE, BE IT ORDAINED, by the Council of the City of York, Pennsylvania, that Article 741 "Park Conduct" is hereby amended as set forth per the attached, which is herein incorporated by reference.

PASSED FINALLY: **December 6, 2017**

BY THE FOLLOWING VOTE:

YEAS: **Ritter-Dickson, Walker, Nixon, Nelson - 4**

NAYS: **Helfrich - 1**

Michael Helfrich
Michael Helfrich, President of Council

ATTEST:

Dianna L. Thompson-Mitchell
Dianna L. Thompson-Mitchell, City Clerk

Presented to the Mayor for approval this **7th** day of **December 2016**

Approved: *C. Kim Bracey* **12/12/16**
Mayor Date

Vetoed: _____
Mayor Date

7. Creation or emission of any amplified sound, except from a radio, recorder or other device possessed and used by an individual for his/her own enjoyment and operated in such a manner so as not to interfere with the use and enjoyment by another person;
 8. Stationing or erecting any building, stand, bandstand, stage, tower, tent, canopy, scaffold, sound stage, platform, rostrum or other structure;
 9. Use of any electrical or electronic device or equipment requiring outdoor auxiliary power;
 10. Bring land or cause to ascend or descend or alight within the Park, any airplane, helicopter, flying machine, balloon, parachute or other apparatus for aviation (a kite shall not be considered an "apparatus for aviation" for purposes of this subsection);
 11. Riding of a horse or horses; or
 12. Use of mechanical rides.
- B. Spontaneous events.
- (2) Media/motion picture/commercial photography. Any person seeking the issuance of a permit for filming of a media broadcast (other than a news transmission), motion picture, or still commercial photography shall file a written application for permits with the Recreation and Parks Director or his/her designee on a form and within such time as shall be prescribed by the Recreation and Parks Director.
 - (3) Recreational permits. Any person seeking to reserve Park facilities for any event involving less than twenty-five people and not including the items covered in paragraph (d)(1)A., above, shall file a written application with the Recreation and Parks Bureau on a form and within such time as shall be prescribed by the Recreation and Parks Director.
 - (4) Special facilities. Any person seeking the issuance of a permit for use of Park property designated as a special facility shall file a written application for permit with the Recreation and Parks Director or his/her designee on a form and within such time as shall be prescribed by the Recreation and Parks Director.
- A. Any commercial restaurant seeking to use Park property, designated as special facility, for commercial gain, shall pay a Commercial fee for each day of operation. The Commercial fee shall be set by the Recreation and Parks Director and approved by City Council.**
- (5) Application fee. For any activity described in Section 741.03(d)(1), no application for permit shall be considered unless the applicant shall have paid at the time for filing an application for permit the required application fee in the amount in accordance with the schedule of fees set by the Recreation and Parks Director and approved by the City Council. The application fee is subject to the waiver provisions of Section 741.03(f) (1)-(3).
 - (6) Indemnification agreement for events where the applicant expects attendance of more than 100 people. No application for permit shall be granted unless the applicant shall have executed an agreement with the City, on a form to be prescribed by the Recreation and Parks Director, in which the applicant shall promise and covenant to cleaning up and restoring the park upon conclusion of the event or activity; and to indemnify the City and hold the City harmless from any liability to any person resulting from any damage or injury occurring in connection with the permitted event proximately caused by the action of the Permittee, the

Council of the City of York, PA
Session 2016
Resolution No. 121

Introduced by: Renee S. Nelson

Date: December 6, 2016

WHEREAS, Article 741 "Park Conduct" of the Codified Ordinances of the City of York allows for a schedule of fees recommended by the Recreation and Parks Director and approved by City Council, and

WHEREAS, the following fees are hereby established:

	<u>City Resident</u>	<u>Non-Resident</u>	<u>Resident/Non-Resident</u>
Basic Permit	\$ 60.00 <u>\$70.00</u>	\$120.00 <u>\$130.00</u>	
Late Fee (Charged to any permit submitted less than 30 days in advance of event)			\$15.00 <u>\$50.00</u>
Farquhar Park Pavilion			
Up to 25 people	\$ 35.00 <u>\$45.00</u>	\$ 60.00 <u>\$70.00</u>	
25 to 50 people	\$ 60.00 <u>\$70.00</u>	\$120.00 <u>\$130.00</u>	
50 to 100 people	\$ 85.00 <u>\$95.00</u>	\$165.00 <u>\$175.00</u>	
More than 100	\$110.00 <u>\$120.00</u>	\$215.00 <u>\$225.00</u>	
Lincoln Park			
Up to 25 people	\$ 35.00 <u>\$45.00</u>	\$ 60.00 <u>\$70.00</u>	
25 to 50 people	\$ 60.00 <u>\$70.00</u>	\$115.00 <u>\$125.00</u>	
(Lincoln Park has maximum capacity of 50)			
Farquhar Park Bandshell	\$ 85.00 <u>\$95.00</u>	\$ 165.00 <u>\$175.00</u>	
Parade Permit			\$ 120.00 <u>\$130.00</u>
<u>Commercial Restaurant Permit</u>			<u>\$250.00/day</u>

,and

WHEREAS, applicants shall also be responsible for all charges incurred for Police, Fire, and Public Works services for all permits issued with a security deposit equal to the estimated cost of policing, clean up, and restoring the park being required in advance of the event, and

WHEREAS, all city park property has been classified as established by Article 741 and as listed in the marked attached EXHIBIT A;

NOW, THEREFORE, BE IT RESOLVED, by the Council of the City of York, Pennsylvania, that Council hereby approves the fee schedule and designation of park facilities as recommended by the Recreation and Parks Director, as set forth for the purposes described in Article 741 "Park Conduct" of the Codified Ordinances.

PASSED FINALLY: December 6, 2016

BY THE FOLLOWING VOTE:

YEAS: Ritter-Dickson, Walker, Nixon, Nelson - 4

NAYS: Helfrich - 1


Michael Ray Helfrich, President of Council

ATTEST:


Dianna L. Thompson-Mitchell, City Clerk
2017 Adopted Budget